

**Czech Republic**

**Department of Demography and Geodemography,  
Charles University in Prague (coordination)  
Research Institute for Labour and Social Affairs**

**Generations and Gender Survey  
Czech Republic Wave 1 & Wave 2**

**Study Documentation &  
Wave 2 File and Variables Descriptions**

July 11, 2019

# Metadata Production

<b>Version</b>	Working Version: GGS Wave 1 Version 4.3 and GGS Wave 2 Version 1.3.  Update of variable catagories and documentation with the release of Poland Wave 2 Version 1.3.
<b>Identification</b>	GGSW1.28

# Table of Contents

<a href="#">Overview.....</a>	<a href="#">4</a>
<a href="#">Scope &amp; Coverage.....</a>	<a href="#">4</a>
<a href="#">Producers &amp; Sponsors.....</a>	<a href="#">5</a>
<a href="#">Sampling.....</a>	<a href="#">5</a>
<a href="#">Data Collection.....</a>	<a href="#">5</a>
<a href="#">Accessibility.....</a>	<a href="#">6</a>
<a href="#">Rights &amp; Disclaimer.....</a>	<a href="#">7</a>
<a href="#">Files Description.....</a>	<a href="#">8</a>
<a href="#">GGG Wave2 CzechRepublic V1.3.....</a>	<a href="#">8</a>
<a href="#">Variables List.....</a>	<a href="#">10</a>
<a href="#">GGG Wave2 CzechRepublic V1.3.....</a>	<a href="#">10</a>
<a href="#">Variables Description.....</a>	<a href="#">79</a>
<a href="#">GGG Wave2 CzechRepublic V1.3.....</a>	<a href="#">80</a>

# Generations and Gender Survey Czech Republic Wave 1 & Wave 2 (Czech Republic Wave 1 & Wave 2)

## Overview

<b>Identification</b>	GGSW1.28
<p><b><u>Abstract</u></b></p> <p>The Generations and Gender Survey (GGS) provides micro-level data with the aim of significantly improving the knowledge base for social science and policymaking in Europe and developed countries elsewhere.</p> <p>In Europe 2020, the European Union develops a strategy "to help us come out stronger from the crisis and turn the EU into a smart, sustainable and inclusive economy delivering high levels of employment, productivity and social cohesion".</p> <p>The economic crisis affects not only day-to-day decisions, but also fundamental choices at all stages of people's lives: marriage and childbearing, the combination of employment and caring responsibilities for the young and the old, retirement, housing, and ageing well. The GGS has been developed to provide scientists with high-quality data to contribute scientifically grounded answers to these key policy questions. Survey content focuses on intergenerational and gender relations between people, expressed in care arrangements and the organization of paid and unpaid work. Key feature of the survey are:</p> <ul style="list-style-type: none"> <li>- Cross-national comparability. In each country data is collected on the basis of a common international questionnaire and guidelines about the methodology. Data processing includes central harmonization of national datasets.</li> <li>- A broad age range. It includes respondents between the ages of 18 and 80.</li> <li>- A longitudinal design. It has a panel design, collecting information on the same persons at three-year intervals.</li> <li>- A large sample size. It has an average of 9,000 respondents per country at Wave 1.</li> <li>- A theory-driven and multidisciplinary questionnaire. It provides data for policy relevant research by demographers, economists, sociologists, social policy researchers, social psychologists and epidemiologists. The questionnaire is inspired by the theory of planned behavior.</li> <li>- Possibility to combine the survey data with macro data provided by the GGP Contextual Database. This combination enables analyses of individuals and families in their cultural, economic, political, social and policy contexts.</li> </ul>	
<b>Kind of Data</b>	Survey data
<b>Unit of Analysis</b>	Individuals

## Scope & Coverage

<b>Keywords</b>	Fertility, Partnership, Transition to adulthood, Work-family balance, Gender Relations, Intergenerational exchange, Informal and formal care, Well being and health, Grandparenthood, Economic activity, Retirement
<b><u>Time Period(s)</u></b>	2005-2009
<b><u>Countries</u></b>	Czech Republic
<p><b><u>Geographic Coverage</u></b></p> <p>Whole territory of Czech Republic.</p>	
<p><b><u>Universe</u></b></p> <p>WAVE 1</p> <p>Complete interviews: 10 006; 80% of respondents subscribed with repeat survey.</p> <p>WAVE 2</p> <p>Complete interviews: 10 071 (of whom 3195 had been interviewed at Wave 1); 72 % of all Wave-2-respondents subscribed with repeat survey.</p>	

<b>Producers &amp; Sponsors</b>	
<b>Primary Investigator(s)</b>	Department of Demography and Geodemography, Charles University in Prague (coordination) Research Institute for Labour and Social Affairs
<b>Other Producer(s)</b>	Department of Demography and Geodemography, Charles University in Prague , coordination Research Institute for Labour and Social Affairs
<b>Other Acknowledgment(s)</b>	Czech Statistical Office SC&C Ltd. – Survey, Consulting & Care , data collection, panel maintenance

<b>Sampling</b>
<p><b><u>Sampling Procedure</u></b>  <b>WAVE 1 SAMPLING PROCEDURE</b>  Sampling: probability.</p> <p><b>WAVE 2 SAMPLING PROCEDURE</b>  Database from Wave 1 + quota sampling.</p>
<p><b><u>Response Rate</u></b>  <b>WAVE 1</b>  There were 10 006 completed interviews.  - Complete interview: 42%  - Refusal: 36%  - Not eligible: 14% (empty flats/not found, uncollectible households, unsuited quota)  - Non-contact: 7%  The response rate by region varied from a minimum of 35% to a maximum of 55%.</p> <p><b>WAVE 2</b>  There were 10 071 completed interviews, of whom 3195 had been interviewed at Wave 1.  A) The response rates below concern panel interviews (interviews for which agreement with participation in a panel was obtained).  - Complete interview: 47%  - Refusal: 38%  - Not eligible: 14% (empty flats/not found, not alive, has moved)  Among the same group of respondents, the response rate by region varied from a minimum of 26% to a maximum of 61%.  B) The response rates are calculated with reference to Wave 1 total sample.  - Complete interview: 32%  - Refusal: 51%  - Not eligible: 17% (empty flats/not found, not alive, has moved)</p>
<p><b><u>Weighting</u></b>  A standardised weight variable is available for in Wave 2 dataset.</p>

<b>Data Collection</b>	
<b>Data Collection Dates</b>	Wave 1: start 2005-02-04 Wave 1: end 2005-09-21 Wave 2: start 2008-01-31 Wave 2: end 2009-03
<b>Data Collection Mode</b>	WAVE 1 Method: Face-to-Face (personal interview) Technique: Paper and pencil (PAPI)  WAVE 2

	<p>Method: Face-to-Face (personal interview)          Technique: Computer-assisted personal interviewing (CAPI) + Computer-Assisted Self Interviewing (CASI)</p>
<p><b>Data Collection Notes</b></p> <p><b>WAVE 1 DATA COLLECTION</b></p> <p>1. Questionnaire localization</p> <ul style="list-style-type: none"> <li>- Pilot survey was conducted from 29/11.-20/12.2004, on 394 persons.</li> <li>- Length of interview: in mean interviews lasted 77 min; 24% of interviews lasted for 90+ min.; 32 % lasted less than 60 min.</li> </ul> <p>2. Contact protocols</p> <ul style="list-style-type: none"> <li>- Advance letter: information letter sent in advance to respondents</li> <li>- Cold contacts: Face-to-Face</li> <li>- Scheduling / scattering: Personal interviewer's visit - stating a date of an interview</li> <li>- Min number of contacts: 4. only after the 4th unsuccessful visit an interviewer was to find a substitute (identical in basic characteristics=sex, age, education, size of domicile)</li> </ul> <p><b>WAVE 2 DATA COLLECTION</b></p> <p>1. Questionnaire localization</p> <ul style="list-style-type: none"> <li>- Length of interview: in mean interviews lasted 77 min; 23% of interviews lasted for 90+ min.; 25 % lasted less than 60 min.</li> </ul> <p>2. Contact protocols</p> <ul style="list-style-type: none"> <li>- Advance letter: information letter sent in advance to respondents</li> <li>- Cold contacts: Face-to-Face</li> <li>- Scheduling / scattering: Personal interviewer's visit - stating a date of an interview</li> <li>- Min number of contacts: 4; only after the 4th unsuccessful visit an interviewer was to find a substitute (identical in basic characteristics=sex, age, education, size of domicile)</li> </ul>	
<p><b>Questionnaires</b></p> <p>Structured questionnaire in Czech.</p>	
<b>Data Collector(s)</b>	SC&C Ltd. – Survey, Consulting & Care
<p><b>Supervision</b></p> <p><b>WAVE 1 AND WAVE 2 ACTIONS</b></p> <ul style="list-style-type: none"> <li>- Tracking of sampled units</li> </ul> <p>In order to keep contact with respondents they received a special leaflet with an acknowledgement for their participation and with the main results from the survey. Additionally a thank you letter was sent together with information about basic results; a reminder was also sent at the New Year time; there were also telephone contacts with the CS&amp;C agency. However there were limited financial resources and the fact of trying to keep in contact with respondents was somewhat depreciated due a general unfavourable attitudes towards surveys in the country.</p>	

<b>Accessibility</b>	
<b>Access Authority</b>	UNECE Population Unit - Palais des Nations - CH-1211 Geneva 10 - Switzerland. Tel: +41 22 917 24 77 - fax: +41 22 917 01 07 , <a href="http://www.unece.org/pau/">http://www.unece.org/pau/</a> , <a href="mailto:ggp@unece.org">ggp@unece.org</a>
<b>Distributor(s)</b>	Institut national des études démographiques - 133 boulevard Davout 75980 Paris Cedex 20, France. Netherlands Interdisciplinary Demographic Institute - Lange Houtstraat 19, NL-2511 CV The Hague, The Netherlands
<p><b>Access Conditions</b></p> <p>In order to access, it is necessary to subscribe to the GGP Data User Space, and to follow the instructions available on the GGP data access webpage.</p>	
<b>Citation Requirements</b>	

In any work emanating from research based on the Generations and Gender Survey micro-data, I will acknowledge that these data were obtained from the GGP Data Archive and refer to the publication that describes the model survey instruments: United Nations 2005. Generations & Gender Programme: Survey Instruments. New York and Geneva: UN, 2005

## **Rights & Disclaimer**

### **Disclaimer**

The authors and producers bear no responsibility for the uses of the GGS data, or for interpretations or inferences based on these uses. The producers accept no liability for indirect, consequential or incidental damages or losses arising from use of the data collection, or from the unavailability of, or break in access to the service for whatever reason.

# Files Description

Dataset contains 1 file(s)

<b>GGG_Wave2_CzechRepublic_V1.3.</b>	
<b># Cases</b>	3149
<b># Variable(s)</b>	1371
<b>File Structure</b>	Type: relational Key(s): arid (R identification number (W2))

## File Content

VARIABLES HAVING ALL SYSTEM MISSING CASES ARE DROPPED BEFORE PUBLICATION IN NESSTAR. This is the reason why the total no. of variables in the Nesstar data file is smaller than the total number of variables in the SPSS and STATA files.

Variables are ordered according to the sections of the GGS codebook: Household, Children, Partnerships, Household Organisation and Partnership Quality, Parents and Parental Home, Fertility, Health and Well-Being, Respondent's Activity and Income, Partner's Activity and Income, Household Possessions, Income and Transfers, Value Orientations and Attitudes, Interviewers' report.

The variables begin with a letter designating the wave of data collection ("a" for the first wave likewise "b" for the second wave). We have attempted to keep the names of variables the same across the waves, and all the new variables would be identified as follows ["wave letter"]n e.g. bn301.

Although we encourage the countries to strictly follow the GGS Questionnaire, countries might implement a question that differs to a considerable extent from the GGS Questionnaire. In this case either we add country specific response values, or we introduce a country specific variable.

Country specific values are added when the question follows the model questionnaire, but the answers are not at all or partly compatible. They are at least 4 digits long (F4 format) and begin with the country code: e.g., Australia 2401. Hence, the country code, as an example, for Australia is 24.

A country specific variable is introduced when the question differs from the model questionnaire albeit measuring the same concept. This kind of variables is identified with a suffix given by the country code plus a number, e.g., Australia a119\_2401. In order to have an overview of GGS country code, please refer to the variable "acountry".

## Version

Harmonized dataset, GGS Wave2, version 1.3.

### IMPROVEMENTS INTRODUCED WITH GGS\_Wave2\_V.1.3 (August 2016)

Correction of the following variables that were previously erroneous: b343\_\*, bnumdissol, bnumdissol, bnumdivorce, bnumdivorce, bnummarriage, bnummarriage.

### IMPROVEMENTS INTRODUCED WITH GGS\_Wave2\_V.1.2 (April 2015)

The update from v1.1 to v1.2 does not include corrections of existing variables. The update only includes additional variables which are derived from the pre-existing datasets.

- Variables derived from grid variables and variables which concern the respondents and his/her partner: bnumdissol, bnumdissol, bnumdivorce, bnumdivorce, bnummarriage, bnummarriage, bnumpartnerships, bnumpartnerships, bnrespartafterw1, blivingwithpartner, bchildprevp, bnchildprevp, bfemage, bmaleage, bfemeduc, , bmaleeduc, bfertintent, bnumbiol, bnumnonres, bnumres, bnumstep, bnumallchild, bageoldest, bageyoungest, bcoreschild, bcoresgrandp, bcoresparen, bcoressibl, bhhtype.

- Variables derived from month and year variable: b121AgeR, b150AgeR, bn152AgeR, b239aAgeR, b239bAgeR, b240AgeR, bn304AgeR, b303cAgeP, b311AgeR, b315AgeP, b316cAgeP, b371AgeR, b372bAgeR, b372bTdiff, b374cAgeP, b5116AgeR, b5117bAgeR, b603AgeR, b608AgeP, b608AgeR, b610AgeP, b610AgeR, b621AgeP, b621AgeR, b871AgeR, b907Dur, b911Dur, b914AgeP, b914Dur, b941AgeP.

- Variables derived from hours and minutes variables: b324hour, b520hour, b540hour, b221hour\_x.



- Variables derived from frequency and unit variables: b203c\_xw, b204c\_xw, b205mnth, b241mnth, b325mnth, b521mnth, b1008mnth.

- Occupation variables recoded into ISCO-88 1 digit: b828\_1dig, b832\_1dig, b861\_1dig, b917\_1dig, b921\_1dig, b933\_1dig.

- Three groups of variables derived from section no. 8 "Activity and Education History": 1) variables counting the total number of different activity and education situations Rs has had since age 16 (i.e., bnumworkstatuses, bnumstudentstatuses, bnumemplstatuses, bnumselfemplstatuses, bnumhelpfamstatuses, bnumunemplstatuses, bnumretiredstatuses, bnummilitarystatuses, bnumhomestatuses, bnummatleavestatuses, bnumparleavestatuses, bnumdisabilitystatuses, bnumotherstatuses, bnum1401, bnum1501, bnum1801, bnum1301, bnumparttime, bnumfulltime, bnumboth, bnumparttime\_1801, bnumparttime\_1802, bnumpartfulltime\_1803, bnumfulltime\_1804, 2) the total duration in month of each of the different situation (i.e., bndurstudentstatuses, bnduremplstatuses, bndurselfemplstatuses, bndurhelpfamstatuses, bndurunemplstatuses, bndurretiredstatuses, bndurmilitarystatuses, bndurhomestatuses, bndurmatleavestatuses, bndurparleavestatuses, bndurilldisabledstatuses, bndurotherstatusstatuses, bndur1501, bndur1401, bndur1301, bndurparttime, bndurlastparttime, bndurstudwhilework), 3) the age of R at the beginning and end of part-time employments (i.e., bn876\_xAgeR, bn877\_xAgeR, bn878xAgeR, bn879\_xAgeR).

The availability of these variables in each different country-specific file depends on the availability of variables used for their calculation.

IMPROVEMENTS INTRODUCED WITH V.1.2. in Nesstar GGS micro data files (April 2015):

Publication of variables that were previously deleted before dataset release in Nesstar. The following variables are concerned: grid variables, month and year variables, hours and minutes variables, frequency and unit variables, and occupation variables.

FIRST DATASET RELEASED: V. 1.1. (July 2014).

### **Processing Checks**

WAVE 2 DATA HARMONISATION: see "Extent of Processing Checks" "WAVE 1 DATA HARMONISATION".

### **Missing Data**

The following missing values have been assigned:

- 6, 96, 996, etc. = Unknown (only for consolidated variables in the group "administrative variables")
- 7, 97, 997, etc. = Don't know
- 8, 98, 998, etc. = Refusal
- 9, 99, 999, etc. = Not-applicable/no response

### **Notes**

WAVE 2 DATASETS - Main differences compared to WAVE 1 datasets

Wave 2 datasets include an additional new section that had not been implemented in the Wave 1 data collection. It is the section no. 8 "Activity and Education History". Respondents report comprehensively on their activity and education history since age 16. Two additional sections are also present at the end of wave 2 dataset: "Interviewer observations" and "Interviewer report" (respectively sections no. 13 and 14).

A set of constructed variables at the top of the data file increase the usability of the GGS data by summarizing key socio-demographic characteristics of the respondent (age, birth year, sex, level of educational attainment, activity status, partnership status, number of co-resident partners, number of children, household size, household type). An additional set of variables consolidates information on the current activity of the respondent and his/her partner that is otherwise spread over the questionnaire. Another set of consolidated variables concern respondents' parents and parental home.

WAVE 2 DATASETS - Variables names

Variables in the Wave 2 data sets that are consistent with variables implemented in the Wave 1 questionnaire are named identically. Wave 2 variable names start with the letter "b" compared to letter "a" in Wave 1. Variables that have not been implemented in Wave 1 but collected in Wave 2 begin with "bn".

In Wave 2 datasets published in Nesstar, the variable "brid - R identification number" has been renamed into "arid" (same variable name than Wave 2). This allows the user to merge Wave 1 and Wave 2 datasets in Nesstar.

In Wave 2 datasets published in Nesstar, variable labels have the indication "(W2)". This allows the user to distinguish Wave 2 variables from Wave 1 variables, on the basis of the variable labels.

# Variables List

Dataset contains 1371 variable(s)

File GGS_Wave2_CzechRepublic_V1.3.							
#	Name	Label	Type	Format	Valid	Invalid	Question
1	<a href="#">bcountry</a>	Country (W2)	discrete	numeric-2.0	3149	0	-
2	<a href="#">arid</a>	R identification number (W2)	discrete	numeric-5.0	3149	0	-
3	<a href="#">bweight</a>	Weight	continuous	numeric-4.2	3149	0	-
4	<a href="#">bmonth</a>	Mnth of interview (W2)	discrete	numeric-2.0	3149	0	Interview started at...on...
5	<a href="#">byear</a>	Yr of interview (W2)	discrete	numeric-4.0	3149	0	Interview started at...on...
6	<a href="#">bdwell</a>	Type of dwelling where R lives (W2)	discrete	numeric-2.0	3125	24	-
7	<a href="#">bfloor</a>	Floor number on which R lives (W2)	discrete	numeric-2.0	3092	57	-
8	<a href="#">bnumdis ..</a>	Number of partnership dissolutions since { wave 1 } (W2)	discrete	numeric-1.0	3149	0	-
9	<a href="#">bnumdissol</a>	Total number of partnership dissolutions (W2)	discrete	numeric-1.0	3149	0	-
10	<a href="#">bnumdiv ..</a>	Number of partnerships ending in divorce since { wave 1 } (W2)	discrete	numeric-1.0	3149	0	-
11	<a href="#">bnumdivo ..</a>	Total number of partnerships ending in divorce (W2)	discrete	numeric-1.0	3149	0	-
12	<a href="#">blivingw ..</a>	Respondent is living with their current partner (W2)	discrete	numeric-1.0	3149	0	-
13	<a href="#">bnrespar ..</a>	Starting living with current partner after { wave 1 } (W2)	discrete	numeric-1.0	3149	0	-
14	<a href="#">bnummar ..</a>	Number of marriages since { wave 1 } (W2)	discrete	numeric-1.0	3149	0	-
15	<a href="#">bnummarr ..</a>	Total number of marriages (W2)	discrete	numeric-1.0	3149	0	-
16	<a href="#">bnnumpar ..</a>	Number of co-resident partners Respondent had since { wave 1 } (including current (W2)	discrete	numeric-1.0	3149	0	-
17	<a href="#">bnumpart ..</a>	Number of co-resident partners Respondent ever had (including current if one) (W2)	discrete	numeric-1.0	3149	0	-
18	<a href="#">bnchildp ..</a>	Any children from partnerships since { wave 1 }	discrete	numeric-1.0	3149	0	-
19	<a href="#">bchildpr ..</a>	Any children from previous partnership	discrete	numeric-1.0	3149	0	-
20	<a href="#">bfemage</a>	If partnered: age of female (W2)	discrete	numeric-2.0	1949	1200	-
21	<a href="#">bmaleage</a>	If partnered: age of male (W2)	discrete	numeric-2.0	1945	1204	-
22	<a href="#">bfemeduc</a>	If partnered: level of education of female (W2)	discrete	numeric-2.0	0	3149	-

<b>File GGS_Wave2_CzechRepublic_V1.3.</b>							
#	Name	Label	Type	Format	Valid	Invalid	Question
23	<a href="#">bmaleeduc</a>	If partnered: level of education of male (W2)	discrete	numeric-2.0	0	3149	-
24	<a href="#">bfertint ..</a>	If partnered: fertility intentions of couple	discrete	numeric-1.0	827	2322	Do you yourself want to have a/another baby now? Couples do not always have the same feelings about the number or timing of children. Does your partner/ spouse want to have a/another baby now?
25	<a href="#">bnumbiol</a>	Total number of biological children (W2)	discrete	numeric-1.0	3149	0	The number of biological children of the respondent (with the current or with former partner).
26	<a href="#">bnumstep</a>	Total number of stepchildren (W2)	discrete	numeric-1.0	3149	0	-
27	<a href="#">bnumres</a>	Number of children in the household (W2)	discrete	numeric-1.0	3149	0	-
28	<a href="#">bnumnonres</a>	Total number of nonresident children (W2)	discrete	numeric-1.0	3149	0	-
29	<a href="#">bnumallc ..</a>	Total number of children (Living & Deceased) (W2)	discrete	numeric-2.0	3149	0	-
30	<a href="#">bageyoun ..</a>	Age of youngest child (W2)	discrete	numeric-2.0	2288	861	-
31	<a href="#">bageoldest</a>	Age of oldest child (W2)	discrete	numeric-2.0	2288	861	-
32	<a href="#">bcoresch ..</a>	Respondent has coresident child (W2)	discrete	numeric-1.0	3149	0	-
33	<a href="#">bcorespa ..</a>	Respondent has coresident parent (W2)	discrete	numeric-1.0	3149	0	-
34	<a href="#">bcoresgr ..</a>	Respondent has coresident grandparent or great-grandparent (W2)	discrete	numeric-1.0	3149	0	-
35	<a href="#">bcoressibl</a>	Respondent has coresident sibling (W2)	discrete	numeric-1.0	3149	0	-
36	<a href="#">bhhtype</a>	Household type Respondent (W2)	discrete	numeric-1.0	3149	0	-
37	<a href="#">bsex</a>	Sex respondent (W2)	discrete	numeric-1.0	3149	0	-
38	<a href="#">bage</a>	Age respondent (W2)	discrete	numeric-2.0	3149	0	-
39	<a href="#">bbyear</a>	Birth year respondent (W2)	discrete	numeric-4.0	3149	0	-
40	<a href="#">beduc</a>	Highest Education Level of Respondent (W2)	discrete	numeric-1.0	3149	0	-
41	<a href="#">bactstat</a>	Activity Status Respondent (W2)	discrete	numeric-2.0	3149	0	-
42	<a href="#">bparstat</a>	Current Partner Status (W2)	discrete	numeric-1.0	3149	0	-
43	<a href="#">bmarstat</a>	Marital status respondent (W2)	discrete	numeric-1.0	3052	97	-
44	<a href="#">bnpartner</a>	Number of co-resident partners (incl. current one) Respondent (W2)	discrete	numeric-1.0	3149	0	-
45	<a href="#">bnkids</a>	Number of children Respondent (W2)	discrete	numeric-2.0	3149	0	-
46	<a href="#">bhhsiz</a>	Household size (W2)	discrete	numeric-2.0	3149	0	-

File GGS_Wave2_CzechRepublic_V1.3.							
#	Name	Label	Type	Format	Valid	Invalid	Question
47	<a href="#">bnumwor..</a>	The number of non-empty slots in the Activity and Education History grid (W2)	discrete	numeric-2.0	3149	0	Which of the items on the card best describes what have you mainly been doing since age 16?
48	<a href="#">bnumstu..</a>	The number of times R has been student, in school, in vocational training since (W2)	discrete	numeric-1.0	3149	0	Which of the items on the card best describes what have you mainly been doing since age 16?
49	<a href="#">bnumemp..</a>	The number of times R has been working as employed since age 16 (W2)	discrete	numeric-1.0	3149	0	Which of the items on the card best describes what have you mainly been doing since age 16?
50	<a href="#">bnumsel..</a>	The number of times R has been working as self employed since age 16 (W2)	discrete	numeric-2.0	3149	0	Which of the items on the card best describes what have you mainly been doing since age 16?
51	<a href="#">bnumhel..</a>	The number of times R has been helping in family business or farm since age 16 (W2)	discrete	numeric-1.0	3149	0	Which of the items on the card best describes what have you mainly been doing since age 16?
52	<a href="#">bnumune..</a>	The number of times R has been unemployed since age 16 (W2)	discrete	numeric-1.0	3149	0	Which of the items on the card best describes what have you mainly been doing since age 16?
53	<a href="#">bnumret..</a>	The number of times R has been retired since age 16 (W2)	discrete	numeric-1.0	3149	0	Which of the items on the card best describes what have you mainly been doing since age 16?
54	<a href="#">bnummil..</a>	The number of times R has been in military or social services since age 16 (W2)	discrete	numeric-1.0	3149	0	Which of the items on the card best describes what have you mainly been doing since age 16?
55	<a href="#">bnumhom..</a>	The number of times R has been working as homemaker since age 16 (W2)	discrete	numeric-1.0	3149	0	Which of the items on the card best describes what have you mainly been doing since age 16?
56	<a href="#">bnummat..</a>	The number of times R has been in maternity leave since age 16 (W2)	discrete	numeric-1.0	3149	0	Which of the items on the card best describes what have you mainly been doing since age 16?
57	<a href="#">bnumpar..</a>	The number of times R has been in parental, and care leave since age 16 (W2)	discrete	numeric-1.0	3149	0	Which of the items on the card best describes what have you mainly been doing since age 16?
58	<a href="#">bnumdis..</a>	The number of times R has been ill or disabled for a long time or permanently s (W2)	discrete	numeric-1.0	3149	0	Which of the items on the card best describes what have you mainly been doing since age 16?
59	<a href="#">bnumoth..</a>	The number of times R has been in other working statuses since age 16 (W2)	discrete	numeric-1.0	3149	0	Which of the items on the card best describes what have you mainly been doing since age 16?
60	<a href="#">bnumpar..</a>	The number of times R has been working part-time since age 16	discrete	numeric-1.0	3149	0	Was it full time or part time?
61	<a href="#">bnumful..</a>	The number of times R has been working full-time since age 16	discrete	numeric-2.0	3149	0	Was it full time or part time?
62	<a href="#">bnumboth</a>	The number of R's working statuses that have changed from part-time to full-time	discrete	numeric-1.0	3149	0	Was it full time or part time?
63	<a href="#">bndurstu..</a>	Total duration (in month) of Rs working statuses as student, in school, in vocat	continuous	numeric-3.0	2520	629	When did this period of [activity] start? When did this period of [activity] end?

**File GGS\_Wave2\_CzechRepublic\_V1.3.**

#	Name	Label	Type	Format	Valid	Invalid	Question
64	<a href="#">bnduremp ..</a>	Total duration (in month) of Rs working statuses as employed since age 16 (W2)	discrete	numeric-3.0	2471	678	When did this period of [activity] start? When did this period of [activity] end?
65	<a href="#">bndursel ..</a>	Total duration (in month) of Rs working statuses as self employed since age 16 (W2)	discrete	numeric-3.0	162	2987	When did this period of [activity] start? When did this period of [activity] end?
66	<a href="#">bndurhel ..</a>	Total duration (in month) of Rs working statuses as helping family member in a f (W2)	discrete	numeric-3.0	23	3126	When did this period of [activity] start? When did this period of [activity] end?
67	<a href="#">bndurune ..</a>	Total duration (in month) of Rs working statuses as unemployed since age 16	continuous	numeric-3.0	247	2902	When did this period of [activity] start? When did this period of [activity] end?
68	<a href="#">bndurret ..</a>	Total duration (in month) of Rs working statuses as retired since age 16	continuous	numeric-3.0	683	2466	When did this period of [activity] start? When did this period of [activity] end?
69	<a href="#">bndurmil ..</a>	Total duration (in month) of Rs working statuses as in military or social service	continuous	numeric-3.0	377	2772	When did this period of [activity] start? When did this period of [activity] end?
70	<a href="#">bndurhom ..</a>	Total duration (in month) of Rs working statuses as homemaker since age 16	continuous	numeric-3.0	57	3092	When did this period of [activity] start? When did this period of [activity] end?
71	<a href="#">bndurmat ..</a>	Total duration (in month) of Rs working statuses as in maternity leave since age (W2)	discrete	numeric-3.0	622	2527	-
72	<a href="#">bndurpar ..</a>	Total duration (in month) of Rs working statuses as in parental leave, care leav	continuous	numeric-3.0	167	2982	When did this period of [activity] start? When did this period of [activity] end?
73	<a href="#">bndurill ..</a>	Total duration (in month) of Rs working statuses as ill or disabled for a long t	continuous	numeric-3.0	68	3081	When did this period of [activity] start? When did this period of [activity] end?
74	<a href="#">bndurpar ..</a>	Total duration (in month) of Rs part-time periods of work (W2)	discrete	numeric-3.0	110	3039	-
75	<a href="#">bndurlas ..</a>	Duration (in month) of Rs last part-time (W2)	discrete	numeric-3.0	3145	4	When did the last period of part time work start? When did the last period of part time work end?
76	<a href="#">bndurstu ..</a>	Total duration (in month) of Rs periods of studying while working (W2)	discrete	numeric-3.0	3136	13	When did the first/next period start? When did it end?
77	<a href="#">bhg1_1</a>	Order of hh member 1 (W2)	discrete	numeric-1.0	3149	0	-
78	<a href="#">bhg1_2</a>	Order of hh member 2 (W2)	discrete	numeric-1.0	3149	0	-
79	<a href="#">bhg1_3</a>	Order of hh member 3 (W2)	discrete	numeric-1.0	3149	0	-
80	<a href="#">bhg1_4</a>	Order of hh member 4 (W2)	discrete	numeric-1.0	3149	0	-
81	<a href="#">bhg1_5</a>	Order of hh member 5 (W2)	discrete	numeric-1.0	3149	0	-
82	<a href="#">bhg1_6</a>	Order of hh member 6 (W2)	discrete	numeric-1.0	3149	0	-
83	<a href="#">bhg1_7</a>	Order of hh member 7 (W2)	discrete	numeric-1.0	3149	0	-
84	<a href="#">bhg1_8</a>	Order of hh member 8 (W2)	discrete	numeric-1.0	3149	0	-
85	<a href="#">bhg1_9</a>	Order of hh member 9 (W2)	discrete	numeric-1.0	3149	0	-
86	<a href="#">bhg1_10</a>	Order of hh member 10 (W2)	discrete	numeric-2.0	3149	0	-

<b>File GGS_Wave2_CzechRepublic_V1.3.</b>							
#	Name	Label	Type	Format	Valid	Invalid	Question
87	<a href="#">bhg1_11</a>	Order of hh member 11 (W2)	discrete	numeric-2.0	3149	0	-
88	<a href="#">bhg1_12</a>	Order of hh member 12 (W2)	discrete	numeric-2.0	3149	0	-
89	<a href="#">bhg1_13</a>	Order of hh member 13	continuous	numeric-2.0	3149	0	-
90	<a href="#">bhg1_14</a>	Order of hh member 14	continuous	numeric-2.0	3149	0	-
91	<a href="#">bhg2_1</a>	Temporary away hh member 1 (W2)	discrete	numeric-1.0	194	2955	Are there any other household members who usually live here but are now away on business, at school, at boarding school, at university, in hospital or somewhere else?
92	<a href="#">bhg2_2</a>	Temporary away hh member 2 (W2)	discrete	numeric-1.0	194	2955	Are there any other household members who usually live here but are now away on business, at school, at boarding school, at university, in hospital or somewhere else?
93	<a href="#">bhg2_3</a>	Temporary away hh member 3 (W2)	discrete	numeric-1.0	194	2955	Are there any other household members who usually live here but are now away on business, at school, at boarding school, at university, in hospital or somewhere else?
94	<a href="#">bhg2_4</a>	Temporary away hh member 4 (W2)	discrete	numeric-1.0	194	2955	Are there any other household members who usually live here but are now away on business, at school, at boarding school, at university, in hospital or somewhere else?
95	<a href="#">bhg2_5</a>	Temporary away hh member 5 (W2)	discrete	numeric-1.0	194	2955	Are there any other household members who usually live here but are now away on business, at school, at boarding school, at university, in hospital or somewhere else?
96	<a href="#">bhg2_6</a>	Temporary away hh member 6 (W2)	discrete	numeric-1.0	194	2955	Are there any other household members who usually live here but are now away on business, at school, at boarding school, at university, in hospital or somewhere else?
97	<a href="#">bhg2_7</a>	Temporary away hh member 7 (W2)	discrete	numeric-1.0	194	2955	Are there any other household members who usually live here but are now away on business, at school, at boarding school, at university, in hospital or somewhere else?
98	<a href="#">bhg2_8</a>	Temporary away hh member 8 (W2)	discrete	numeric-1.0	194	2955	Are there any other household members who usually live here but are now away on business, at school, at boarding school, at university, in hospital or somewhere else?
99	<a href="#">bhg2_9</a>	Temporary away hh member 9 (W2)	discrete	numeric-1.0	194	2955	Are there any other household members who usually live here but are now away on business, at school, at boarding school, at university, in hospital or somewhere else?
100	<a href="#">bhg2_10</a>	Temporary away hh member 10 (W2)	discrete	numeric-1.0	194	2955	Are there any other household members who usually live here but are now away on business, at school, at boarding school, at university, in hospital or somewhere else?
101	<a href="#">bhg2_11</a>	Temporary away hh member 11 (W2)	discrete	numeric-1.0	194	2955	Are there any other household members who usually live here but are now away

File GGS_Wave2_CzechRepublic_V1.3.							
#	Name	Label	Type	Format	Valid	Invalid	Question
							on business, at school, at boarding school, at university, in hospital or somewhere else?
102	<a href="#">bhg2_12</a>	Temporary away hh member 12 (W2)	discrete	numeric-1.0	194	2955	Are there any other household members who usually live here but are now away on business, at school, at boarding school, at university, in hospital or somewhere else?
103	<a href="#">bhg2_13</a>	Temporary away hh member 13 (W2)	discrete	numeric-1.0	194	2955	Are there any other household members who usually live here but are now away on business, at school, at boarding school, at university, in hospital or somewhere else?
104	<a href="#">bhg2_14</a>	Temporary away hh member 14	discrete	numeric-1.0	194	2955	Are there any other household members who usually live here but are now away on business, at school, at boarding school, at university, in hospital or somewhere else?
105	<a href="#">bhg3_1</a>	Relation to R of hh member 1 (except R) (W2)	discrete	numeric-1.0	3149	0	To help me keep track of your answers, please tell me their first names and how they are related to you.
106	<a href="#">bhg3_2</a>	Relation to R of hh member 2 (except R) (W2)	discrete	numeric-2.0	1789	1360	To help me keep track of your answers, please tell me their first names and how they are related to you.
107	<a href="#">bhg3_3</a>	Relation to R of hh member 3 (except R) (W2)	discrete	numeric-2.0	1556	1593	To help me keep track of your answers, please tell me their first names and how they are related to you.
108	<a href="#">bhg3_4</a>	Relation to R of hh member 4 (except R) (W2)	discrete	numeric-2.0	894	2255	To help me keep track of your answers, please tell me their first names and how they are related to you.
109	<a href="#">bhg3_5</a>	Relation to R of hh member 5 (except R) (W2)	discrete	numeric-2.0	255	2894	To help me keep track of your answers, please tell me their first names and how they are related to you.
110	<a href="#">bhg3_6</a>	Relation to R of hh member 6 (except R) (W2)	discrete	numeric-2.0	72	3077	To help me keep track of your answers, please tell me their first names and how they are related to you.
111	<a href="#">bhg3_7</a>	Relation to R of hh member 7 (except R) (W2)	discrete	numeric-2.0	19	3130	To help me keep track of your answers, please tell me their first names and how they are related to you.
112	<a href="#">bhg3_8</a>	Relation to R of hh member 8 (except R) (W2)	discrete	numeric-2.0	6	3143	To help me keep track of your answers, please tell me their first names and how they are related to you.
113	<a href="#">bhg3_9</a>	Relation to R of hh member 9 (except R) (W2)	discrete	numeric-2.0	2	3147	To help me keep track of your answers, please tell me their first names and how they are related to you.
114	<a href="#">bhg3_10</a>	Relation to R of hh member 10 (except R) (W2)	discrete	numeric-2.0	1	3148	To help me keep track of your answers, please tell me their first names and how they are related to you.
115	<a href="#">bhg3_11</a>	Relation to R of hh member 11 (except R) (W2)	discrete	numeric-2.0	1	3148	To help me keep track of your answers, please tell me their first names and how they are related to you.
116	<a href="#">bhg3_12</a>	Relation to R of hh member 12 (except R) (W2)	discrete	numeric-2.0	0	3149	To help me keep track of your answers, please tell me their first names and how they are related to you.

**File GGS\_Wave2\_CzechRepublic\_V1.3.**

#	Name	Label	Type	Format	Valid	Invalid	Question
117	<a href="#">bhg3_13</a>	Relation to R of hh member 13 (except R) (W2)	discrete	numeric-2.0	0	3149	To help me keep track of your answers, please tell me their first names and how they are related to you.
118	<a href="#">bhg3_14</a>	Relation to R of hh member 14 (except R)	continuous	numeric-2.0	0	3149	To help me keep track of your answers, please tell me their first names and how they are related to you.
119	<a href="#">bhg4_1</a>	Sex of hh member 1 (W2)	discrete	numeric-1.0	3149	0	Sex of respondent.
120	<a href="#">bhg4_2</a>	Sex of hh member 2 (W2)	discrete	numeric-1.0	1789	1360	Can I just check, that [Household Member 2] is male/female?
121	<a href="#">bhg4_3</a>	Sex of hh member 3 (W2)	discrete	numeric-1.0	1562	1587	Can I just check, that [Household Member 3] is male/female?
122	<a href="#">bhg4_4</a>	Sex of hh member 4 (W2)	discrete	numeric-1.0	906	2243	Can I just check, that [Household Member 4] is male/female?
123	<a href="#">bhg4_5</a>	Sex of hh member 5 (W2)	discrete	numeric-1.0	257	2892	Can I just check, that [Household Member 5] is male/female?
124	<a href="#">bhg4_6</a>	Sex of hh member 6 (W2)	discrete	numeric-1.0	75	3074	Can I just check, that [Household Member 6] is male/female?
125	<a href="#">bhg4_7</a>	Sex of hh member 7 (W2)	discrete	numeric-1.0	19	3130	Can I just check, that [Household Member 7] is male/female?
126	<a href="#">bhg4_8</a>	Sex of hh member 8 (W2)	discrete	numeric-1.0	6	3143	Can I just check, that [Household Member 8] is male/female?
127	<a href="#">bhg4_9</a>	Sex of hh member 9 (W2)	discrete	numeric-1.0	2	3147	Can I just check, that [Household Member 9] is male/female?
128	<a href="#">bhg4_10</a>	Sex of hh member 10 (W2)	discrete	numeric-1.0	1	3148	Can I just check, that [Household Member 10] is male/female?
129	<a href="#">bhg4_11</a>	Sex of hh member 11 (W2)	discrete	numeric-1.0	1	3148	Can I just check, that [Household Member 11] is male/female?
130	<a href="#">bhg4_12</a>	Sex of hh member 12 (W2)	discrete	numeric-1.0	0	3149	Can I just check, that [Household Member 12] is male/female?
131	<a href="#">bhg4_13</a>	Sex of hh member 13 (W2)	discrete	numeric-1.0	0	3149	Can I just check, that [Household Member 13] is male/female?
132	<a href="#">bhg4_14</a>	Sex of hh member 14	discrete	numeric-1.0	0	3149	Can I just check, that [Household Member 14] is male/female?
133	<a href="#">bhg5_1</a>	Age of hh member 1 (W2)	discrete	numeric-2.0	3149	0	In what month and year were you born?
134	<a href="#">bhg5_2</a>	Age of hh member 2 (W2)	discrete	numeric-2.0	1785	1364	How old is he/she?
135	<a href="#">bhg5_3</a>	Age of hh member 3 (W2)	discrete	numeric-2.0	1549	1600	How old is he/she?
136	<a href="#">bhg5_4</a>	Age of hh member 4 (W2)	discrete	numeric-2.0	893	2256	How old is he/she?
137	<a href="#">bhg5_5</a>	Age of hh member 5 (W2)	discrete	numeric-2.0	252	2897	How old is he/she?
138	<a href="#">bhg5_6</a>	Age of hh member 6 (W2)	discrete	numeric-2.0	74	3075	How old is he/she?
139	<a href="#">bhg5_7</a>	Age of hh member 7 (W2)	discrete	numeric-2.0	19	3130	How old is he/she?
140	<a href="#">bhg5_8</a>	Age of hh member 8 (W2)	discrete	numeric-2.0	6	3143	How old is he/she?
141	<a href="#">bhg5_9</a>	Age of hh member 9 (W2)	discrete	numeric-1.0	2	3147	How old is he/she?
142	<a href="#">bhg5_10</a>	Age of hh member 10 (W2)	discrete	numeric-1.0	1	3148	How old is he/she?
143	<a href="#">bhg5_11</a>	Age of hh member 11 (W2)	discrete	numeric-1.0	1	3148	How old is he/she?
144	<a href="#">bhg6m_2</a>	Mnth of birth of hh member 2 (W2)	discrete	numeric-2.0	1784	1365	In what month and year was he/she born?



<b>File GGS_Wave2_CzechRepublic_V1.3.</b>							
#	Name	Label	Type	Format	Valid	Invalid	Question
145	<a href="#">bhg6m_3</a>	Mnth of birth of hh member 3 (W2)	discrete	numeric-2.0	1508	1641	In what month and year was he/she born?
146	<a href="#">bhg6m_4</a>	Mnth of birth of hh member 4 (W2)	discrete	numeric-2.0	861	2288	In what month and year was he/she born?
147	<a href="#">bhg6m_5</a>	Mnth of birth of hh member 5 (W2)	discrete	numeric-2.0	240	2909	In what month and year was he/she born?
148	<a href="#">bhg6m_6</a>	Mnth of birth of hh member 6 (W2)	discrete	numeric-2.0	67	3082	In what month and year was he/she born?
149	<a href="#">bhg6m_7</a>	Mnth of birth of hh member 7 (W2)	discrete	numeric-2.0	16	3133	In what month and year was he/she born?
150	<a href="#">bhg6m_8</a>	Mnth of birth of hh member 8 (W2)	discrete	numeric-2.0	4	3145	In what month and year was he/she born?
151	<a href="#">bhg6m_9</a>	Mnth of birth of hh member 9 (W2)	discrete	numeric-2.0	2	3147	In what month and year was he/she born?
152	<a href="#">bhg6m_10</a>	Mnth of birth of hh member 10 (W2)	discrete	numeric-2.0	1	3148	In what month and year was he/she born?
153	<a href="#">bhg6m_11</a>	Mnth of birth of hh member 11 (W2)	discrete	numeric-2.0	1	3148	In what month and year was he/she born?
154	<a href="#">bhg6m_12</a>	Mnth of birth of hh member 12 (W2)	discrete	numeric-2.0	0	3149	In what month and year was he/she born?
155	<a href="#">bhg6m_13</a>	Mnth of birth of hh member 13 (W2)	discrete	numeric-2.0	0	3149	In what month and year was he/she born?
156	<a href="#">bhg6m_14</a>	Mnth of birth of hh member 14	continuous	numeric-2.0	0	3149	In what month and year was he/she born?
157	<a href="#">bhg6y_1</a>	Yr of birth of hh member 1 (W2)	discrete	numeric-4.0	3149	0	In what month and year were you born?
158	<a href="#">bhg6y_2</a>	Yr of birth of hh member 2 (W2)	discrete	numeric-4.0	1785	1364	In what month and year was he/she born?
159	<a href="#">bhg6y_3</a>	Yr of birth of hh member 3 (W2)	discrete	numeric-4.0	1549	1600	In what month and year was he/she born?
160	<a href="#">bhg6y_4</a>	Yr of birth of hh member 4 (W2)	discrete	numeric-4.0	893	2256	In what month and year was he/she born?
161	<a href="#">bhg6y_5</a>	Yr of birth of hh member 5 (W2)	discrete	numeric-4.0	252	2897	In what month and year was he/she born?
162	<a href="#">bhg6y_6</a>	Yr of birth of hh member 6 (W2)	discrete	numeric-4.0	74	3075	In what month and year was he/she born?
163	<a href="#">bhg6y_7</a>	Yr of birth of hh member 7 (W2)	discrete	numeric-4.0	19	3130	In what month and year was he/she born?
164	<a href="#">bhg6y_8</a>	Yr of birth of hh member 8 (W2)	discrete	numeric-4.0	6	3143	In what month and year was he/she born?
165	<a href="#">bhg6y_9</a>	Yr of birth of hh member 9 (W2)	discrete	numeric-4.0	2	3147	In what month and year was he/she born?
166	<a href="#">bhg6y_10</a>	Yr of birth of hh member 10 (W2)	discrete	numeric-4.0	1	3148	In what month and year was he/she born?
167	<a href="#">bhg6y_11</a>	Yr of birth of hh member 11 (W2)	discrete	numeric-4.0	1	3148	In what month and year was he/she born?
168	<a href="#">bhg6y_12</a>	Yr of birth of hh member 12 (W2)	discrete	numeric-4.0	0	3149	In what month and year was he/she born?

File GGS_Wave2_CzechRepublic_V1.3.							
#	Name	Label	Type	Format	Valid	Invalid	Question
169	<a href="#">bhg6y_13</a>	Yr of birth of hh member 13 (W2)	discrete	numeric-4.0	0	3149	In what month and year was he/she born?
170	<a href="#">bhg6y_14</a>	Yr of birth of hh member 14	continuous	numeric-4.0	0	3149	In what month and year was he/she born?
171	<a href="#">bhg7m_3</a>	Mnth hh member (non-bio. child) first came to live with R: 3	discrete	numeric-2.0	43	3106	In what month and year did you and [name] first start living in the same household?
172	<a href="#">bhg7m_4</a>	Mnth hh member (non-bio. child) first came to live with R: 4	discrete	numeric-2.0	13	3136	In what month and year did you and [name] first start living in the same household?
173	<a href="#">bhg7m_5</a>	Mnth hh member (non-bio. child) first came to live with R: 5	discrete	numeric-2.0	6	3143	In what month and year did you and [name] first start living in the same household?
174	<a href="#">bhg7m_6</a>	Mnth hh member (non-bio. child) first came to live with R: 6	discrete	numeric-1.0	2	3147	In what month and year did you and [name] first start living in the same household?
175	<a href="#">bhg7y_3</a>	Yr hh member (non-bio. child) first came to live with R: 3 (W2)	discrete	numeric-4.0	44	3105	In what month and year did you and [name] first start living in the same household?
176	<a href="#">bhg7y_4</a>	Yr hh member (non-bio. child) first came to live with R: 4 (W2)	discrete	numeric-4.0	13	3136	In what month and year did you and [name] first start living in the same household?
177	<a href="#">bhg7y_5</a>	Yr hh member (non-bio. child) first came to live with R: 5 (W2)	discrete	numeric-4.0	6	3143	In what month and year did you and [name] first start living in the same household?
178	<a href="#">bhg7y_6</a>	Yr hh member (non-bio. child) first came to live with R: 6 (W2)	discrete	numeric-4.0	2	3147	In what month and year did you and [name] first start living in the same household?
179	<a href="#">bhg8_1</a>	Activity of hh member 1 (hh members >= 14) (W2)	discrete	numeric-1.0	1	3148	Which of the items on the card best describes what you are mainly doing at present?
180	<a href="#">bhg9_1</a>	Disability of hh member 1 (W2)	discrete	numeric-1.0	432	2717	Who are these persons?
181	<a href="#">bhg9_2</a>	Disability of hh member 2 (W2)	discrete	numeric-1.0	432	2717	Who are these persons?
182	<a href="#">bhg9_3</a>	Disability of hh member 3 (W2)	discrete	numeric-1.0	432	2717	Who are these persons?
183	<a href="#">bhg9_4</a>	Disability of hh member 4 (W2)	discrete	numeric-1.0	432	2717	Who are these persons?
184	<a href="#">bhg9_5</a>	Disability of hh member 5 (W2)	discrete	numeric-1.0	432	2717	Who are these persons?
185	<a href="#">bhg9_6</a>	Disability of hh member 6 (W2)	discrete	numeric-1.0	432	2717	Who are these persons?
186	<a href="#">bhg9_7</a>	Disability of hh member 7 (W2)	discrete	numeric-1.0	432	2717	Who are these persons?
187	<a href="#">bhg9_8</a>	Disability of hh member 8 (W2)	discrete	numeric-1.0	432	2717	Who are these persons?
188	<a href="#">bhg9_9</a>	Disability of hh member 9 (W2)	discrete	numeric-1.0	432	2717	Who are these persons?
189	<a href="#">bhg9_10</a>	Disability of hh member 10 (W2)	discrete	numeric-1.0	0	3149	Who are these persons?

File GGS_Wave2_CzechRepublic_V1.3.							
#	Name	Label	Type	Format	Valid	Invalid	Question
190	<a href="#">bhg9_11</a>	Disability of hh member 11 (W2)	discrete	numeric-1.0	0	3149	Who are these persons?
191	<a href="#">bhg9_12</a>	Disability of hh member 12 (W2)	discrete	numeric-1.0	0	3149	Who are these persons?
192	<a href="#">bhg9_13</a>	Disability of hh member 13 (W2)	discrete	numeric-1.0	0	3149	Who are these persons?
193	<a href="#">bhg9_14</a>	Disability of hh member 14	discrete	numeric-1.0	0	3149	Who are these persons?
194	<a href="#">bn103</a>	Interviewed by {National Institute} in Wave 1 (W2)	discrete	numeric-1.0	3149	0	Were you interviewed by { National Institute } three years ago?
195	<a href="#">b119</a>	Number of rooms (W2)	discrete	numeric-2.2	3149	0	How many rooms are there in the dwelling where you live, NOT counting kitchens, bathrooms and toilets? Exclude also rooms used solely for business, hallways and utility rooms.
196	<a href="#">b121m</a>	Mnth starting living in current dwelling	discrete	numeric-2.0	367	2782	In what month and year did you start living in this [type of accommodation]?
197	<a href="#">b121y</a>	Yr starting living in current dwelling (W2)	discrete	numeric-4.0	395	2754	In what month and year did you start living in this [type of accommodation]?
198	<a href="#">b121AgeR</a>	R's age of starting to live in current dwelling (W2)	discrete	numeric-3.0	395	2754	In what month and year did you start living in this [type of accommodation]?
199	<a href="#">b122</a>	HH's ownership status towards the dwelling (W2)	discrete	numeric-4.0	3149	0	Does your household own or rent this accommodation or does it come rent-free?
200	<a href="#">b145</a>	Satisfaction with dwelling (see satisfaction scale) (W2)	discrete	numeric-2.0	3149	0	How satisfied are you with your dwelling? On a scale from 0 to 10 where 0 means 'not at all satisfied' and 10 means 'completely satisfied' and 5 means 'about average', what number best represents your satisfaction with your dwelling? Please use this card and tell me the value on the scale.
201	<a href="#">b146</a>	Intention to move within the next 3 yrs	discrete	numeric-1.0	3149	0	Do you intend to move within the next three years?
202	<a href="#">b147</a>	Distance of move	discrete	numeric-1.0	490	2659	Would that be to another country, to another municipality or within the same municipality?
203	<a href="#">b148</a>	Highest reached education level (country-spec. list) (W2)	discrete	numeric-1.0	3149	0	What is the highest level of education you have successfully completed?
204	<a href="#">b149</a>	Main subject of studies (see list of subjects) (W2)	discrete	numeric-4.0	2759	390	What was the main subject matter of these studies?
205	<a href="#">b150m</a>	Mnth of reaching this degree	discrete	numeric-2.0	3060	89	In what month and year did you reach that level?
206	<a href="#">b150y</a>	Yr of reaching this degree (W2)	discrete	numeric-4.0	3100	49	In what month and year did you reach that level?
207	<a href="#">b150AgeR</a>	R's age of achieving the current education level (W2)	discrete	numeric-3.0	3099	50	In what month and year did you reach that level?
208	<a href="#">bn151</a>	Ever worked at least 6 consecutive months (W2)	discrete	numeric-1.0	3149	0	Have you ever worked for a period of at least 6 consecutive months?
209	<a href="#">bn152m</a>	Month of starting first paid work or business	discrete	numeric-2.0	2759	390	When did you start working at this first paid job or business?

<b>File GGS_Wave2_CzechRepublic_V1.3.</b>							
#	Name	Label	Type	Format	Valid	Invalid	Question
210	<a href="#">bn152y</a>	Year of starting first paid work or business	continuous	numeric-4.0	2897	252	When did you start working at this first paid job or business?
211	<a href="#">bn152AgeR</a>	R's age when starting first paid work or business	continuous	numeric-3.0	2896	253	When did you start working at this first paid job or business?
212	<a href="#">b202</a>	Satisfaction child care task arrangements (see satisfaction scale) (W2)	discrete	numeric-2.0	529	2620	How satisfied are you with the way childcare tasks are divided between you and your partner/spouse? Please use this card and tell me the value on the scale.
213	<a href="#">b203a</a>	Regular help with child care (institutional/paid arrangement) (W2)	discrete	numeric-1.0	608	2541	Do you get regular help with childcare from a day care centre, a nursery, or pre-school, an after school care-centre, a self organised childcare group, a babysitter, or from some other institutional or paid arrangement?
214	<a href="#">b203b_1</a>	Mention alternatives childcare: 1 (W2)	discrete	numeric-1.0	201	2948	Please name all the alternatives from the card that are regularly used.
215	<a href="#">b203b_2</a>	Mention alternatives childcare: 2 (W2)	discrete	numeric-1.0	36	3113	Please name all the alternatives from the card that are regularly used.
216	<a href="#">b203b_3</a>	Mention alternatives childcare: 3 (W2)	discrete	numeric-1.0	2	3147	Please name all the alternatives from the card that are regularly used.
217	<a href="#">b203c_2</a>	Freq. child care: 2 (W2)	discrete	numeric-1.0	6	3143	How frequently do you make use of [mentioned arrangement]?
218	<a href="#">b203c_3</a>	Freq. child care: 3 (W2)	discrete	numeric-2.0	137	3012	How frequently do you make use of [mentioned arrangement]?
219	<a href="#">b203c_4</a>	Freq. child care: 4 (W2)	discrete	numeric-2.0	88	3061	How frequently do you make use of [mentioned arrangement]?
220	<a href="#">b203cu_2</a>	Time unit freq. child care: 2 (W2)	discrete	numeric-1.0	6	3143	How frequently do you make use of [mentioned arrangement]?
221	<a href="#">b203cu_3</a>	Time unit freq. child care: 3 (W2)	discrete	numeric-1.0	137	3012	How frequently do you make use of [mentioned arrangement]?
222	<a href="#">b203cu_4</a>	Time unit freq. child care: 4 (W2)	discrete	numeric-1.0	87	3062	How frequently do you make use of [mentioned arrangement]?
223	<a href="#">b203c_2w</a>	Freq. per week: childcare 2 (W2)	discrete	numeric-1.2	6	3143	How frequently do you make use of [mentioned arrangement]?
224	<a href="#">b203c_3w</a>	Freq. per week: childcare 3 (W2)	discrete	numeric-1.2	137	3012	How frequently do you make use of [mentioned arrangement]?
225	<a href="#">b203c_4w</a>	Freq. per week: childcare 4 (W2)	discrete	numeric-4.2	87	3062	How frequently do you make use of [mentioned arrangement]?
226	<a href="#">b204c_1w</a>	Freq. per week: help with childcare from person 1 (W2)	discrete	numeric-4.2	249	2900	How frequently does [mentioned person] help to look after your children?
227	<a href="#">b204c_2w</a>	Freq. per week: help with childcare from person 2 (W2)	discrete	numeric-4.2	166	2983	How frequently does [mentioned person] help to look after your children?
228	<a href="#">b204c_3w</a>	Freq. per week: help with childcare from person 3 (W2)	discrete	numeric-4.2	91	3058	How frequently does [mentioned person] help to look after your children?
229	<a href="#">b204c_4w</a>	Freq. per week: help with childcare from person 4 (W2)	discrete	numeric-4.2	49	3100	How frequently does [mentioned person] help to look after your children?
230	<a href="#">b204c_5w</a>	Freq. per week: help with childcare from person 5 (W2)	discrete	numeric-4.2	21	3128	How frequently does [mentioned person] help to look after your children?
231	<a href="#">b204a</a>	Regular help with child care (for whom caring for children is not a job) (W2)	discrete	numeric-1.0	608	2541	Do you (also) get regular help with childcare from relatives or friends

File GGS_Wave2_CzechRepublic_V1.3.							
#	Name	Label	Type	Format	Valid	Invalid	Question
							or other people for whom caring for children is not a job?
232	<a href="#">b204b_1</a>	Persons 1 from whom help is received (up to 5 persons) (W2)	discrete	numeric-2.0	249	2900	From whom do you get this help?
233	<a href="#">b204b_2</a>	Persons 2 from whom help is received (up to 5 persons) (W2)	discrete	numeric-2.0	166	2983	From whom do you get this help?
234	<a href="#">b204b_3</a>	Persons 3 from whom help is received (up to 5 persons) (W2)	discrete	numeric-2.0	91	3058	From whom do you get this help?
235	<a href="#">b204b_4</a>	Persons 4 from whom help is received (up to 5 persons) (W2)	discrete	numeric-2.0	49	3100	From whom do you get this help?
236	<a href="#">b204b_5</a>	Persons 5 from whom help is received (up to 5 persons) (W2)	discrete	numeric-2.0	21	3128	From whom do you get this help?
237	<a href="#">b204c_1</a>	Freq. help with child care from person 1 (W2)	discrete	numeric-2.0	249	2900	How frequently does [mentioned person] help to look after your children?
238	<a href="#">b204c_2</a>	Freq. help with child care from person 2 (W2)	discrete	numeric-2.0	166	2983	How frequently does [mentioned person] help to look after your children?
239	<a href="#">b204c_3</a>	Freq. help with child care from person 3 (W2)	discrete	numeric-2.0	91	3058	How frequently does [mentioned person] help to look after your children?
240	<a href="#">b204c_4</a>	Freq. help with child care from person 4 (W2)	discrete	numeric-2.0	49	3100	How frequently does [mentioned person] help to look after your children?
241	<a href="#">b204c_5</a>	Freq. help with child care from person 5 (W2)	discrete	numeric-1.0	21	3128	How frequently does [mentioned person] help to look after your children?
242	<a href="#">b204cu_1</a>	Time unit freq. of help with child care from person 1 (W2)	discrete	numeric-1.0	249	2900	How frequently does [mentioned person] help to look after your children?
243	<a href="#">b204cu_2</a>	Time unit freq. of help with child care from person 2 (W2)	discrete	numeric-1.0	166	2983	How frequently does [mentioned person] help to look after your children?
244	<a href="#">b204cu_3</a>	Time unit freq. of help with child care from person 3 (W2)	discrete	numeric-1.0	91	3058	How frequently does [mentioned person] help to look after your children?
245	<a href="#">b204cu_4</a>	Time unit freq. of help with child care from person 4 (W2)	discrete	numeric-1.0	49	3100	How frequently does [mentioned person] help to look after your children?
246	<a href="#">b204cu_5</a>	Time unit freq. of help with child care from person 5 (W2)	discrete	numeric-1.0	21	3128	How frequently does [mentioned person] help to look after your children?
247	<a href="#">b205</a>	Personal costs for child care (W2)	discrete	numeric-6.2	139	3010	How much does your household usually pay per month for childcare, if anything?
248	<a href="#">b205u</a>	Time unit of personal costs for child care (W2)	discrete	numeric-1.0	139	3010	How much does your household usually pay per month for childcare, if anything?
249	<a href="#">b205mnth</a>	Personal costs for childcare per month (Euros) (W2)	discrete	numeric-3.0	139	3010	How much does your household usually pay per month for childcare, if anything?
250	<a href="#">b208a</a>	Regular help with childcare given to other in the last 12 mnth (W2)	discrete	numeric-1.0	3149	0	Over the last 12 months, have you given regular help with childcare to other people?

File GGS_Wave2_CzechRepublic_V1.3.							
#	Name	Label	Type	Format	Valid	Invalid	Question
251	<a href="#">b208b_1</a>	Whom helped 1 (up to 5 persons) (W2)	discrete	numeric-2.0	223	2926	Whom have you helped?
252	<a href="#">b208b_2</a>	Whom helped 2 (up to 5 persons) (W2)	discrete	numeric-2.0	31	3118	Whom have you helped?
253	<a href="#">b208b_3</a>	Whom helped 3 (up to 5 persons) (W2)	discrete	numeric-2.0	2	3147	Whom have you helped?
254	<a href="#">b208b_4</a>	Whom helped 4 (up to 5 persons) (W2)	discrete	numeric-2.0	0	3149	Whom have you helped?
255	<a href="#">b208b_5</a>	Whom helped 5 (up to 5 persons) (W2)	discrete	numeric-2.0	0	3149	Whom have you helped?
256	<a href="#">b208c_1</a>	Person 1 lived in the same hh at that time (W2)	discrete	numeric-1.0	225	2924	Did this person live in the same household with you at that time?
257	<a href="#">b208c_2</a>	Person 2 lived in the same hh at that time (W2)	discrete	numeric-1.0	31	3118	Did this person live in the same household with you at that time?
258	<a href="#">b208c_3</a>	Person 3 lived in the same hh at that time (W2)	discrete	numeric-1.0	2	3147	Did this person live in the same household with you at that time?
259	<a href="#">b209</a>	Have given birth to/ fathered any children or have adopted any children (W2)	discrete	numeric-1.0	3149	0	Have you given birth to/ fathered any children or have you ever adopted any children? Do not include stepchildren, that is, children belonging to your current or prior partner/spouse. I will ask you about those children later.
260	<a href="#">b211a</a>	All children alive (W2)	discrete	numeric-1.0	1401	1748	Sometimes it happens that one loses a child. Are all your children alive?
261	<a href="#">b211b_1</a>	Mentioned dead child 1 (W2)	discrete	numeric-1.0	1401	1748	Please mention those children who are not alive any more
262	<a href="#">b211b_2</a>	Mentioned dead child 2 (W2)	discrete	numeric-1.0	915	2234	Please mention those children who are not alive any more
263	<a href="#">b211b_3</a>	Mentioned dead child 3 (W2)	discrete	numeric-1.0	214	2935	Please mention those children who are not alive any more
264	<a href="#">b211b_4</a>	Mentioned dead child 4 (W2)	discrete	numeric-1.0	33	3116	Please mention those children who are not alive any more
265	<a href="#">b211b_5</a>	Mentioned dead child 5 (W2)	discrete	numeric-1.0	10	3139	Please mention those children who are not alive any more
266	<a href="#">b211b_6</a>	Mentioned dead child 6 (W2)	discrete	numeric-1.0	2	3147	Please mention those children who are not alive any more
267	<a href="#">b211b_7</a>	Mentioned dead child 7 (W2)	discrete	numeric-1.0	0	3149	Please mention those children who are not alive any more
268	<a href="#">b211b_8</a>	Mentioned dead child 8 (W2)	discrete	numeric-1.0	0	3149	Please mention those children who are not alive any more
269	<a href="#">b212_1</a>	Sex of non-resident child 1 (W2)	discrete	numeric-1.0	1401	1748	Can I just check, that [name] is male/female?
270	<a href="#">b212_2</a>	Sex of non-resident child 2 (W2)	discrete	numeric-1.0	915	2234	Can I just check, that [name] is male/female?
271	<a href="#">b212_3</a>	Sex of non-resident child 3 (W2)	discrete	numeric-1.0	214	2935	Can I just check, that [name] is male/female?
272	<a href="#">b212_4</a>	Sex of non-resident child 4 (W2)	discrete	numeric-1.0	33	3116	Can I just check, that [name] is male/female?
273	<a href="#">b212_5</a>	Sex of non-resident child 5 (W2)	discrete	numeric-1.0	10	3139	Can I just check, that [name] is male/female?

<b>File GGS_Wave2_CzechRepublic_V1.3.</b>							
#	Name	Label	Type	Format	Valid	Invalid	Question
274	<a href="#">b212_6</a>	Sex of non-resident child 6 (W2)	discrete	numeric-1.0	2	3147	Can I just check, that [name] is male/female?
275	<a href="#">b213_1</a>	Type of non-resident child 1 (W2)	discrete	numeric-1.0	1401	1748	Is [name] your biological child or an adopted child?
276	<a href="#">b213_2</a>	Type of non-resident child 2 (W2)	discrete	numeric-1.0	915	2234	Is [name] your biological child or an adopted child?
277	<a href="#">b213_3</a>	Type of non-resident child 3 (W2)	discrete	numeric-1.0	214	2935	Is [name] your biological child or an adopted child?
278	<a href="#">b213_4</a>	Type of non-resident child 4 (W2)	discrete	numeric-1.0	33	3116	Is [name] your biological child or an adopted child?
279	<a href="#">b213_5</a>	Type of non-resident child 5 (W2)	discrete	numeric-1.0	10	3139	Is [name] your biological child or an adopted child?
280	<a href="#">b213_6</a>	Type of non-resident child 6 (W2)	discrete	numeric-1.0	2	3147	Is [name] your biological child or an adopted child?
281	<a href="#">b214m_1</a>	Mnth since hh membership of non-resident child 1 (W2)	discrete	numeric-2.0	11	3138	In what month and year did he/she start living in your household?
282	<a href="#">b214m_2</a>	Mnth since hh membership of non-resident child 2 (W2)	discrete	numeric-2.0	3	3146	In what month and year did he/she start living in your household?
283	<a href="#">b214m_3</a>	Mnth since hh membership of non-resident child 3 (W2)	discrete	numeric-2.0	3	3146	In what month and year did he/she start living in your household?
284	<a href="#">b214m_4</a>	Mnth since hh membership of non-resident child 4 (W2)	discrete	numeric-2.0	0	3149	In what month and year did he/she start living in your household?
285	<a href="#">b214m_5</a>	Mnth since hh membership of non-resident child 5	continuous	numeric-2.0	0	3149	In what month and year did he/she start living in your household?
286	<a href="#">b214y_1</a>	Yr since hh membership of non-resident child 1 (W2)	discrete	numeric-4.0	14	3135	In what month and year did he/she start living in your household?
287	<a href="#">b214y_2</a>	Yr since hh membership of non-resident child 2 (W2)	discrete	numeric-4.0	5	3144	In what month and year did he/she start living in your household?
288	<a href="#">b214y_3</a>	Yr since hh membership of non-resident child 3 (W2)	discrete	numeric-4.0	5	3144	In what month and year did he/she start living in your household?
289	<a href="#">b214y_4</a>	Yr since hh membership of non-resident child 4 (W2)	discrete	numeric-4.0	0	3149	In what month and year did he/she start living in your household?
290	<a href="#">b214y_5</a>	Yr since hh membership of non-resident child 5 (W2)	discrete	numeric-4.0	0	3149	In what month and year did he/she start living in your household?
291	<a href="#">b215_1</a>	Biological child 1 of current partner (W2)	discrete	numeric-1.0	1023	2126	Is this child also the biological child of your current partner/spouse?
292	<a href="#">b215_2</a>	Biological child 2 of current partner (W2)	discrete	numeric-1.0	691	2458	Is this child also the biological child of your current partner/spouse?
293	<a href="#">b215_3</a>	Biological child 3 of current partner (W2)	discrete	numeric-1.0	155	2994	Is this child also the biological child of your current partner/spouse?
294	<a href="#">b215_4</a>	Biological child 4 of current partner (W2)	discrete	numeric-1.0	24	3125	Is this child also the biological child of your current partner/spouse?
295	<a href="#">b215_5</a>	Biological child 5 of current partner (W2)	discrete	numeric-1.0	6	3143	Is this child also the biological child of your current partner/spouse?
296	<a href="#">b215_6</a>	Biological child 6 of current partner (W2)	discrete	numeric-1.0	1	3148	Is this child also the biological child of your current partner/spouse?
297	<a href="#">b216a_1</a>	Age of non-resident child 1 (W2)	discrete	numeric-3.0	1311	1838	How old is he/she?



<b>File GGS_Wave2_CzechRepublic_V1.3.</b>							
#	Name	Label	Type	Format	Valid	Invalid	Question
298	<a href="#">b216a_2</a>	Age of non-resident child 2 (W2)	discrete	numeric-3.0	872	2277	How old is he/she?
299	<a href="#">b216a_3</a>	Age of non-resident child 3 (W2)	discrete	numeric-3.0	202	2947	How old is he/she?
300	<a href="#">b216a_4</a>	Age of non-resident child 4 (W2)	discrete	numeric-3.0	30	3119	How old is he/she?
301	<a href="#">b216a_5</a>	Age of non-resident child 5 (W2)	discrete	numeric-2.0	10	3139	How old is he/she?
302	<a href="#">b216a_6</a>	Age of non-resident child 6 (W2)	discrete	numeric-2.0	2	3147	How old is he/she?
303	<a href="#">b216m_1</a>	Mnth of birth of non-resident child 1 (W2)	discrete	numeric-2.0	1338	1811	In what month and year was he/she born?
304	<a href="#">b216m_2</a>	Mnth of birth of non-resident child 2 (W2)	discrete	numeric-2.0	872	2277	In what month and year was he/she born?
305	<a href="#">b216m_3</a>	Mnth of birth of non-resident child 3 (W2)	discrete	numeric-2.0	203	2946	In what month and year was he/she born?
306	<a href="#">b216m_4</a>	Mnth of birth of non-resident child 4 (W2)	discrete	numeric-2.0	30	3119	In what month and year was he/she born?
307	<a href="#">b216m_5</a>	Mnth of birth of non-resident child 5 (W2)	discrete	numeric-2.0	8	3141	In what month and year was he/she born?
308	<a href="#">b216m_6</a>	Mnth of birth of non-resident child 6 (W2)	discrete	numeric-2.0	2	3147	In what month and year was he/she born?
309	<a href="#">b216m_7</a>	Mnth of birth of non-resident child 7 (W2)	discrete	numeric-2.0	0	3149	In what month and year was he/she born?
310	<a href="#">b216m_8</a>	Mnth of birth of non-resident child 8 (W2)	discrete	numeric-2.0	0	3149	In what month and year was he/she born?
311	<a href="#">b216y_1</a>	Yr of birth of non-resident child 1 (W2)	discrete	numeric-4.0	1388	1761	In what month and year was he/she born?
312	<a href="#">b216y_2</a>	Yr of birth of non-resident child 2 (W2)	discrete	numeric-4.0	908	2241	In what month and year was he/she born?
313	<a href="#">b216y_3</a>	Yr of birth of non-resident child 3 (W2)	discrete	numeric-4.0	211	2938	In what month and year was he/she born?
314	<a href="#">b216y_4</a>	Yr of birth of non-resident child 4 (W2)	discrete	numeric-4.0	32	3117	In what month and year was he/she born?
315	<a href="#">b216y_5</a>	Yr of birth of non-resident child 5 (W2)	discrete	numeric-4.0	10	3139	In what month and year was he/she born?
316	<a href="#">b216y_6</a>	Yr of birth of non-resident child 6 (W2)	discrete	numeric-4.0	2	3147	In what month and year was he/she born?
317	<a href="#">b216y_7</a>	Yr of birth of non-resident child 7 (W2)	discrete	numeric-4.0	0	3149	In what month and year was he/she born?
318	<a href="#">b216y_8</a>	Yr of birth of non-resident child 8 (W2)	discrete	numeric-4.0	0	3149	In what month and year was he/she born?
319	<a href="#">b217m_1</a>	Mnth of death of non-resident child 1 (W2)	discrete	numeric-2.0	69	3080	In what month and year did [name] die?
320	<a href="#">b217m_2</a>	Mnth of death of non-resident child 2 (W2)	discrete	numeric-2.0	33	3116	In what month and year did [name] die?
321	<a href="#">b217m_3</a>	Mnth of death of non-resident child 3 (W2)	discrete	numeric-2.0	9	3140	In what month and year did [name] die?



<b>File GGS_Wave2_CzechRepublic_V1.3.</b>							
#	Name	Label	Type	Format	Valid	Invalid	Question
322	<a href="#">b217m_4</a>	Mnth of death of non-resident child 4 (W2)	discrete	numeric-2.0	2	3147	In what month and year did [name] die?
323	<a href="#">b217y_1</a>	Yr of death of non-resident child 1 (W2)	discrete	numeric-4.0	76	3073	In what month and year did [name] die?
324	<a href="#">b217y_2</a>	Yr of death of non-resident child 2 (W2)	discrete	numeric-4.0	36	3113	In what month and year did [name] die?
325	<a href="#">b217y_3</a>	Yr of death of non-resident child 3 (W2)	discrete	numeric-4.0	9	3140	In what month and year did [name] die?
326	<a href="#">b217y_4</a>	Yr of death of non-resident child 4 (W2)	discrete	numeric-4.0	2	3147	In what month and year did [name] die?
327	<a href="#">b220m_1</a>	Mnth of leaving parental home of non-resident child 1	discrete	numeric-2.0	725	2424	In what month and year did you and [name of child] stop living in the same household?
328	<a href="#">b220m_2</a>	Mnth of leaving parental home of non-resident child 2	discrete	numeric-2.0	488	2661	In what month and year did you and [name of child] stop living in the same household?
329	<a href="#">b220m_3</a>	Mnth of leaving parental home of non-resident child 3	discrete	numeric-2.0	103	3046	In what month and year did you and [name of child] stop living in the same household?
330	<a href="#">b220m_4</a>	Mnth of leaving parental home of non-resident child 4	discrete	numeric-2.0	17	3132	In what month and year did you and [name of child] stop living in the same household?
331	<a href="#">b220m_5</a>	Mnth of leaving parental home of non-resident child 5	discrete	numeric-2.0	5	3144	In what month and year did you and [name of child] stop living in the same household?
332	<a href="#">b220m_6</a>	Mnth of leaving parental home of non-resident child 6	discrete	numeric-2.0	2	3147	In what month and year did you and [name of child] stop living in the same household?
333	<a href="#">b220y_1</a>	Yr of leaving parental home of non-resident child 1 (W2)	discrete	numeric-4.0	1190	1959	In what month and year did you and [name of child] stop living in the same household?
334	<a href="#">b220y_2</a>	Yr of leaving parental home of non-resident child 2 (W2)	discrete	numeric-4.0	796	2353	In what month and year did you and [name of child] stop living in the same household?
335	<a href="#">b220y_3</a>	Yr of leaving parental home of non-resident child 3 (W2)	discrete	numeric-4.0	177	2972	In what month and year did you and [name of child] stop living in the same household?
336	<a href="#">b220y_4</a>	Yr of leaving parental home of non-resident child 4 (W2)	discrete	numeric-4.0	26	3123	In what month and year did you and [name of child] stop living in the same household?
337	<a href="#">b220y_5</a>	Yr of leaving parental home of non-resident child 5 (W2)	discrete	numeric-4.0	7	3142	In what month and year did you and [name of child] stop living in the same household?
338	<a href="#">b220y_6</a>	Yr of leaving parental home of non-resident child 6 (W2)	discrete	numeric-4.0	2	3147	In what month and year did you and [name of child] stop living in the same household?
339	<a href="#">b221h_1</a>	Time (hrs) to reach home of non-resident child 1 (W2)	discrete	numeric-3.0	1269	1880	-
340	<a href="#">b221h_2</a>	Time (hrs) to reach home of non-resident child 2 (W2)	discrete	numeric-3.0	853	2296	-
341	<a href="#">b221h_3</a>	Time (hrs) to reach home of non-resident child 3 (W2)	discrete	numeric-3.0	197	2952	-

File GGS_Wave2_CzechRepublic_V1.3.							
#	Name	Label	Type	Format	Valid	Invalid	Question
342	<a href="#">b221h_4</a>	Time (hrs) to reach home of non-resident child 4 (W2)	discrete	numeric-2.0	31	3118	-
343	<a href="#">b221h_5</a>	Time (hrs) to reach home of non-resident child 5 (W2)	discrete	numeric-2.0	10	3139	-
344	<a href="#">b221h_6</a>	Time (hrs) to reach home of non-resident child 6 (W2)	discrete	numeric-1.0	2	3147	-
345	<a href="#">b221t_1</a>	Time (mins) to reach home of non-resident child 1 (W2)	discrete	numeric-2.0	1277	1872	How long does it take to get from your home to where [name] is living at present?
346	<a href="#">b221t_2</a>	Time (mins) to reach home of non-resident child 2 (W2)	discrete	numeric-2.0	854	2295	How long does it take to get from your home to where [name] is living at present?
347	<a href="#">b221t_3</a>	Time (mins) to reach home of non-resident child 3 (W2)	discrete	numeric-2.0	198	2951	How long does it take to get from your home to where [name] is living at present?
348	<a href="#">b221t_4</a>	Time (mins) to reach home of non-resident child 4 (W2)	discrete	numeric-2.0	31	3118	How long does it take to get from your home to where [name] is living at present?
349	<a href="#">b221t_5</a>	Time (mins) to reach home of non-resident child 5 (W2)	discrete	numeric-2.0	10	3139	How long does it take to get from your home to where [name] is living at present?
350	<a href="#">b221t_6</a>	Time (mins) to reach home of non-resident child 6 (W2)	discrete	numeric-2.0	2	3147	How long does it take to get from your home to where [name] is living at present?
351	<a href="#">b221hour_1</a>	Time distance to reach non-resident child 1 in hours (W2)	discrete	numeric-6.2	1268	1881	How long does it take to get from your home to where [name] is living at present?
352	<a href="#">b221hour_2</a>	Time distance to reach non-resident child 2 in hours (W2)	discrete	numeric-6.2	853	2296	How long does it take to get from your home to where [name] is living at present?
353	<a href="#">b221hour_3</a>	Time distance to reach non-resident child 3 in hours (W2)	discrete	numeric-6.2	197	2952	How long does it take to get from your home to where [name] is living at present?
354	<a href="#">b221hour_4</a>	Time distance to reach non-resident child 4 in hours (W2)	discrete	numeric-5.2	31	3118	How long does it take to get from your home to where [name] is living at present?
355	<a href="#">b221hour_5</a>	Time distance to reach non-resident child 5 in hours (W2)	discrete	numeric-5.2	10	3139	How long does it take to get from your home to where [name] is living at present?
356	<a href="#">b221hour_6</a>	Time distance to reach non-resident child 6 in hours (W2)	discrete	numeric-5.2	2	3147	How long does it take to get from your home to where [name] is living at present?
357	<a href="#">b222_1</a>	Freq. of looking after non-resident child 1	discrete	numeric-3.0	29	3120	How often do you look after [name]?
358	<a href="#">b222_2</a>	Freq. of looking after non-resident child 2	discrete	numeric-2.0	13	3136	How often do you look after [name]?
359	<a href="#">b222_3</a>	Freq. of looking after non-resident child 3	discrete	numeric-2.0	4	3145	How often do you look after [name]?
360	<a href="#">b222u_1</a>	Time unit of freq. of looking after non-resident child 1	discrete	numeric-1.0	3149	0	How often do you look after [name]?
361	<a href="#">b222u_2</a>	Time unit of freq. of looking after non-resident child 2	discrete	numeric-1.0	3149	0	How often do you look after [name]?

<b>File GGS_Wave2_CzechRepublic_V1.3.</b>							
#	Name	Label	Type	Format	Valid	Invalid	Question
362	<a href="#">b222u_3</a>	Time unit of freq. of looking after non-resident child 3	discrete	numeric-1.0	3149	0	How often do you look after [name]?
363	<a href="#">b222u_4</a>	Time unit of freq. of looking after non-resident child 4	discrete	numeric-1.0	3149	0	How often do you look after [name]?
364	<a href="#">b222u_5</a>	Time unit of freq. of looking after non-resident child 5	discrete	numeric-1.0	3149	0	How often do you look after [name]?
365	<a href="#">b222u_6</a>	Time unit of freq. of looking after non-resident child 6	discrete	numeric-1.0	3149	0	How often do you look after [name]?
366	<a href="#">b222u_7</a>	Time unit of freq. of looking after non-resident child 7	discrete	numeric-1.0	3149	0	How often do you look after [name]?
367	<a href="#">b222u_8</a>	Time unit of freq. of looking after non-resident child 8	discrete	numeric-1.0	3149	0	How often do you look after [name]?
368	<a href="#">b223_1</a>	Number of meetings with non-resident child 1	discrete	numeric-3.0	33	3116	How often do you see [name]?
369	<a href="#">b223_2</a>	Number of meetings with non-resident child 2	discrete	numeric-3.0	13	3136	How often do you see [name]?
370	<a href="#">b223_3</a>	Number of meetings with non-resident child 3	discrete	numeric-3.0	4	3145	How often do you see [name]?
371	<a href="#">b223_4</a>	Number of meetings with non-resident child 4	continuous	numeric-3.0	0	3149	How often do you see [name]?
372	<a href="#">b223_5</a>	Number of meetings with non-resident child 5	discrete	numeric-3.0	1	3148	How often do you see [name]?
373	<a href="#">b223_6</a>	Number of meetings with non-resident child 6	continuous	numeric-3.0	0	3149	How often do you see [name]?
374	<a href="#">b223_7</a>	Number of meetings with non-resident child 7	continuous	numeric-3.0	0	3149	How often do you see [name]?
375	<a href="#">b223_8</a>	Number of meetings with non-resident child 8	continuous	numeric-3.0	0	3149	How often do you see [name]?
376	<a href="#">b223u_1</a>	Time unit of number of meetings with non-resident child 1	discrete	numeric-1.0	0	3149	How often do you see [name]?
377	<a href="#">b223u_2</a>	Time unit of number of meetings with non-resident child 2	discrete	numeric-1.0	0	3149	How often do you see [name]?
378	<a href="#">b223u_3</a>	Time unit of number of meetings with non-resident child 3	discrete	numeric-1.0	0	3149	How often do you see [name]?
379	<a href="#">b223u_4</a>	Time unit of number of meetings with non-resident child 4	discrete	numeric-1.0	0	3149	How often do you see [name]?
380	<a href="#">b223u_5</a>	Time unit of number of meetings with non-resident child 5	discrete	numeric-1.0	0	3149	How often do you see [name]?
381	<a href="#">b223u_6</a>	Time unit of number of meetings with non-resident child 6	discrete	numeric-1.0	0	3149	How often do you see [name]?
382	<a href="#">b223u_7</a>	Time unit of number of meetings with non-resident child 7	discrete	numeric-1.0	0	3149	How often do you see [name]?

File GGS_Wave2_CzechRepublic_V1.3.							
#	Name	Label	Type	Format	Valid	Invalid	Question
383	<a href="#">b223u_8</a>	Time unit of number of meetings with non-resident child 8	discrete	numeric-1.0	0	3149	How often do you see [name]?
384	<a href="#">b224_1</a>	Satisfaction with the relationship with non-resident child 1 (W2)	discrete	numeric-2.0	1323	1826	How satisfied are you with your relationship with [name]?
385	<a href="#">b224_2</a>	Satisfaction with the relationship with non-resident child 2 (W2)	discrete	numeric-2.0	879	2270	How satisfied are you with your relationship with [name]?
386	<a href="#">b224_3</a>	Satisfaction with the relationship with non-resident child 3 (W2)	discrete	numeric-2.0	205	2944	How satisfied are you with your relationship with [name]?
387	<a href="#">b224_4</a>	Satisfaction with the relationship with non-resident child 4 (W2)	discrete	numeric-2.0	31	3118	How satisfied are you with your relationship with [name]?
388	<a href="#">b224_5</a>	Satisfaction with the relationship with non-resident child 5 (W2)	discrete	numeric-2.0	10	3139	How satisfied are you with your relationship with [name]?
389	<a href="#">b224_6</a>	Satisfaction with the relationship with non-resident child 6 (W2)	discrete	numeric-2.0	2	3147	How satisfied are you with your relationship with [name]?
390	<a href="#">b224_7</a>	Satisfaction with the relationship with non-resident child 7 (W2)	discrete	numeric-2.0	0	3149	How satisfied are you with your relationship with [name]?
391	<a href="#">b224_8</a>	Satisfaction with the relationship with non-resident child 8 (W2)	discrete	numeric-2.0	0	3149	How satisfied are you with your relationship with [name]?
392	<a href="#">b225</a>	Ever had any foster children	discrete	numeric-1.0	3149	0	(In addition to the children we already talked about,) have you ever had any foster-children?
393	<a href="#">bn225</a>	Same partner as in Wave 1 (W2)	discrete	numeric-1.0	1756	1393	First, I would like to ask you, are you now living together with the same partner with whom you lived in [month year of first wave]?
394	<a href="#">b226</a>	Any non-resident stepchildren (W2)	discrete	numeric-1.0	122	3027	Next, I would like to know about any stepchildren, that is, children your current partner/spouse has had, other than those who currently live in the household. Has your partner had children who do not currently live in your household? Please include any children who may have died.
395	<a href="#">b228a</a>	All non-resident stepchildren alive	discrete	numeric-1.0	19	3130	Are they all alive?
396	<a href="#">b228b_1</a>	Dead non-resident stepchild 1 mentioned	discrete	numeric-1.0	25	3124	Please mention those children who are not alive any more.
397	<a href="#">b228b_2</a>	Dead non-resident stepchild 2 mentioned	discrete	numeric-1.0	17	3132	Please mention those children who are not alive any more.
398	<a href="#">b228b_3</a>	Dead non-resident stepchild 3 mentioned	discrete	numeric-1.0	2	3147	Please mention those children who are not alive any more.
399	<a href="#">b228b_4</a>	Dead non-resident stepchild 4 mentioned	discrete	numeric-1.0	1	3148	Please mention those children who are not alive any more.
400	<a href="#">b228b_5</a>	Dead non-resident stepchild 5 mentioned	discrete	numeric-1.0	1	3148	Please mention those children who are not alive any more.

<b>File GGS_Wave2_CzechRepublic_V1.3.</b>							
#	Name	Label	Type	Format	Valid	Invalid	Question
401	<a href="#">b228b_6</a>	Dead non-resident stepchild 6 mentioned	discrete	numeric-1.0	1	3148	Please mention those children who are not alive any more.
402	<a href="#">b230m_1</a>	Mnth of birth of stepchild 1	discrete	numeric-2.0	17	3132	In what month and year was he/she born?
403	<a href="#">b230m_2</a>	Mnth of birth of stepchild 2	discrete	numeric-2.0	10	3139	In what month and year was he/she born?
404	<a href="#">b230m_3</a>	Mnth of birth of stepchild 3	discrete	numeric-1.0	2	3147	In what month and year was he/she born?
405	<a href="#">b230m_4</a>	Mnth of birth of stepchild 4	continuous	numeric-2.0	1	3148	In what month and year was he/she born?
406	<a href="#">b230m_5</a>	Mnth of birth of stepchild 5	continuous	numeric-2.0	1	3148	In what month and year was he/she born?
407	<a href="#">b230m_6</a>	Mnth of birth of stepchild 6	discrete	numeric-1.0	1	3148	In what month and year was he/she born?
408	<a href="#">b230y_1</a>	Yr of birth of stepchild 1	continuous	numeric-4.0	20	3129	In what month and year was he/she born?
409	<a href="#">b230y_2</a>	Yr of birth of stepchild 2	continuous	numeric-4.0	13	3136	In what month and year was he/she born?
410	<a href="#">b230y_3</a>	Yr of birth of stepchild 3	continuous	numeric-4.0	2	3147	In what month and year was he/she born?
411	<a href="#">b230y_4</a>	Yr of birth of stepchild 4	continuous	numeric-4.0	1	3148	In what month and year was he/she born?
412	<a href="#">b230y_5</a>	Yr of birth of stepchild 5	continuous	numeric-4.0	1	3148	In what month and year was he/she born?
413	<a href="#">b230y_6</a>	Yr of birth of stepchild 6	continuous	numeric-4.0	1	3148	In what month and year was he/she born?
414	<a href="#">b231_1</a>	Membership hh >= 3 mnths stepchild 1	discrete	numeric-1.0	25	3124	Has [name] ever been a member of your household for at least 3 months?
415	<a href="#">b231_2</a>	Membership hh >= 3 mnths stepchild 2	discrete	numeric-1.0	17	3132	Has [name] ever been a member of your household for at least 3 months?
416	<a href="#">b231_3</a>	Membership hh >= 3 mnths stepchild 3	discrete	numeric-1.0	2	3147	Has [name] ever been a member of your household for at least 3 months?
417	<a href="#">b231_4</a>	Membership hh >= 3 mnths stepchild 4	discrete	numeric-1.0	1	3148	Has [name] ever been a member of your household for at least 3 months?
418	<a href="#">b231_5</a>	Membership hh >= 3 mnths stepchild 5	discrete	numeric-1.0	1	3148	Has [name] ever been a member of your household for at least 3 months?
419	<a href="#">b231_6</a>	Membership hh >= 3 mnths stepchild 6	discrete	numeric-1.0	1	3148	Has [name] ever been a member of your household for at least 3 months?
420	<a href="#">b232m_2</a>	Month starting living in hh stepchild 2	discrete	numeric-1.0	1	3148	In what month and year did he/she start living in your household?
421	<a href="#">b232m_3</a>	Month starting living in hh stepchild 3	discrete	numeric-1.0	1	3148	In what month and year did he/she start living in your household?
422	<a href="#">b232y_2</a>	Yr starting living in hh stepchild 2	continuous	numeric-4.0	1	3148	In what month and year did he/she start living in your household?
423	<a href="#">b232y_3</a>	Yr starting living in hh stepchild 3	continuous	numeric-4.0	1	3148	In what month and year did he/she start living in your household?
424	<a href="#">b234m_2</a>	Month of stopping living in hh stepchild 2	discrete	numeric-1.0	1	3148	In what month and year did you and [name of child] stop living in the same household?

File GGS_Wave2_CzechRepublic_V1.3.							
#	Name	Label	Type	Format	Valid	Invalid	Question
425	<a href="#">b234m_3</a>	Month of stopping living in hh stepchild 3	discrete	numeric-1.0	1	3148	In what month and year did you and [name of child] stop living in the same household?
426	<a href="#">b234y_2</a>	Yr of stopping living in hh stepchild 2	continuous	numeric-4.0	1	3148	In what month and year did you and [name of child] stop living in the same household?
427	<a href="#">b234y_3</a>	Yr of stopping living in hh stepchild 3	continuous	numeric-4.0	1	3148	In what month and year did you and [name of child] stop living in the same household?
428	<a href="#">b238</a>	Number of grandchildren (W2)	discrete	numeric-2.0	2332	817	How many grandchildren do you have?
429	<a href="#">bn238</a>	Any grandchildren since {Wave 1}	discrete	numeric-1.0	1075	2074	Have you had any grandchildren since... month...year {first wave}?
430	<a href="#">b239am</a>	Mnth of birth of the oldest grandchild (W2)	discrete	numeric-2.0	188	2961	In what month and year was the oldest of your grandchildren born?
431	<a href="#">b239ay</a>	Yr of birth of the oldest grandchild (W2)	discrete	numeric-4.0	211	2938	In what month and year was the oldest of your grandchildren born?
432	<a href="#">b239aAgeR</a>	R's age at birth of oldest grandchild (W2)	discrete	numeric-3.0	211	2938	In what month and year was the oldest of your grandchildren born?
433	<a href="#">b239bm</a>	Mnth of birth of the only grandchild (W2)	discrete	numeric-2.0	65	3084	In what month and year was your grandchild born?
434	<a href="#">b239by</a>	Yr of birth of the only grandchild (W2)	discrete	numeric-4.0	65	3084	In what month and year was your grandchild born?
435	<a href="#">b239bAgeR</a>	R's age at birth of only grandchild (W2)	discrete	numeric-3.0	65	3084	In what month and year was your grandchild born?
436	<a href="#">b240m</a>	Mnth of birth of the youngest grandchild (W2)	discrete	numeric-2.0	208	2941	In what month and year was the youngest of your grandchildren born?
437	<a href="#">b240y</a>	Yr of birth of the youngest grandchild (W2)	discrete	numeric-4.0	217	2932	In what month and year was the youngest of your grandchildren born?
438	<a href="#">b240AgeR</a>	R's age at birth of youngest grandchild (W2)	discrete	numeric-3.0	217	2932	In what month and year was the youngest of your grandchildren born?
439	<a href="#">b241</a>	Freq. of grandchild care (W2)	discrete	numeric-2.0	1085	2064	How frequently do you help to look after your grandchild(ren)?
440	<a href="#">b241mnth</a>	Freq. per month: help with grandchild care (W2)	discrete	numeric-5.2	1084	2065	How frequently do you help to look after your grandchild(ren)?
441	<a href="#">b241u</a>	Time unit of help (W2)	discrete	numeric-1.0	712	2437	How frequently do you help to look after your grandchild(ren)?
442	<a href="#">b242a</a>	Any great grandchildren (W2)	discrete	numeric-1.0	1085	2064	Do you have any great-grandchildren?
443	<a href="#">b242b</a>	Number of great grandchildren (W2)	discrete	numeric-3.0	126	3023	How many?
444	<a href="#">b250</a>	Child present in consolidated grid (W2)	discrete	numeric-1.0	3149	0	-
445	<a href="#">b251_1</a>	Type of child 1 (W2)	discrete	numeric-1.0	1982	1167	-
446	<a href="#">b251_2</a>	Type of child 2 (W2)	discrete	numeric-1.0	1443	1706	-
447	<a href="#">b251_3</a>	Type of child 3 (W2)	discrete	numeric-1.0	370	2779	-
448	<a href="#">b251_4</a>	Type of child 4 (W2)	discrete	numeric-1.0	90	3059	-
449	<a href="#">b251_5</a>	Type of child 5 (W2)	discrete	numeric-1.0	21	3128	-
450	<a href="#">b251_6</a>	Type of child 6 (W2)	discrete	numeric-1.0	7	3142	-

<b>File GGS_Wave2_CzechRepublic_V1.3.</b>							
#	Name	Label	Type	Format	Valid	Invalid	Question
451	<a href="#">b251_7</a>	Type of child 7 (W2)	discrete	numeric-1.0	3	3146	-
452	<a href="#">b251_8</a>	Type of child 8 (W2)	discrete	numeric-1.0	2	3147	-
453	<a href="#">b251_9</a>	Type of child 9 (W2)	discrete	numeric-1.0	2	3147	-
454	<a href="#">b251_11</a>	Type of child 11 (W2)	discrete	numeric-1.0	3	3146	-
455	<a href="#">b251_12</a>	Type of child 12 (W2)	discrete	numeric-1.0	6	3143	-
456	<a href="#">b251_13</a>	Type of child 13	discrete	numeric-1.0	3	3146	-
457	<a href="#">b251_14</a>	Type of child 14	discrete	numeric-1.0	1	3148	-
458	<a href="#">b252_1</a>	Sex of child 1 (W2)	discrete	numeric-1.0	2321	828	-
459	<a href="#">b252_2</a>	Sex of child 2 (W2)	discrete	numeric-1.0	1649	1500	-
460	<a href="#">b252_3</a>	Sex of child 3 (W2)	discrete	numeric-1.0	419	2730	-
461	<a href="#">b252_4</a>	Sex of child 4 (W2)	discrete	numeric-1.0	99	3050	-
462	<a href="#">b252_5</a>	Sex of child 5 (W2)	discrete	numeric-1.0	23	3126	-
463	<a href="#">b252_6</a>	Sex of child 6 (W2)	discrete	numeric-1.0	7	3142	-
464	<a href="#">b252_7</a>	Sex of child 7 (W2)	discrete	numeric-1.0	4	3145	-
465	<a href="#">b252_8</a>	Sex of child 8 (W2)	discrete	numeric-1.0	2	3147	-
466	<a href="#">b252_9</a>	Sex of child 9 (W2)	discrete	numeric-1.0	2	3147	-
467	<a href="#">b252_10</a>	Sex of child 10 (W2)	discrete	numeric-1.0	0	3149	-
468	<a href="#">b252_11</a>	Sex of child 11 (W2)	discrete	numeric-1.0	2	3147	-
469	<a href="#">b252_12</a>	Sex of child 12 (W2)	discrete	numeric-1.0	2	3147	-
470	<a href="#">b252_13</a>	Sex of child 13	discrete	numeric-1.0	0	3149	-
471	<a href="#">b252_14</a>	Sex of child 14	discrete	numeric-1.0	0	3149	-
472	<a href="#">b252_15</a>	Sex of child 15	discrete	numeric-1.0	0	3149	-
473	<a href="#">b252_16</a>	Sex of child 16	discrete	numeric-1.0	0	3149	-
474	<a href="#">b252_17</a>	Sex of child 17	discrete	numeric-1.0	0	3149	-
475	<a href="#">b252_18</a>	Sex of child 18	discrete	numeric-1.0	0	3149	-
476	<a href="#">b252_19</a>	Sex of child 19	discrete	numeric-1.0	0	3149	-
477	<a href="#">b253m_1</a>	Month of birth of child 1 (W2)	discrete	numeric-2.0	2295	854	-
478	<a href="#">b253m_2</a>	Month of birth of child 2 (W2)	discrete	numeric-2.0	1633	1516	-
479	<a href="#">b253m_3</a>	Month of birth of child 3 (W2)	discrete	numeric-2.0	416	2733	-
480	<a href="#">b253m_4</a>	Month of birth of child 4 (W2)	discrete	numeric-2.0	96	3053	-
481	<a href="#">b253m_5</a>	Month of birth of child 5 (W2)	discrete	numeric-2.0	22	3127	-
482	<a href="#">b253m_6</a>	Month of birth of child 6 (W2)	discrete	numeric-2.0	8	3141	-
483	<a href="#">b253m_7</a>	Month of birth of child 7 (W2)	discrete	numeric-2.0	4	3145	-
484	<a href="#">b253m_8</a>	Month of birth of child 8 (W2)	discrete	numeric-2.0	2	3147	-

File GGS_Wave2_CzechRepublic_V1.3.							
#	Name	Label	Type	Format	Valid	Invalid	Question
485	<a href="#">b253m_9</a>	Month of birth of child 9 (W2)	discrete	numeric-2.0	2	3147	-
486	<a href="#">b253m_11</a>	Month of birth of child 11 (W2)	discrete	numeric-2.0	1	3148	-
487	<a href="#">b253m_12</a>	Month of birth of child 12 (W2)	discrete	numeric-2.0	2	3147	-
488	<a href="#">b253m_13</a>	Month of birth of child 13	continuous	numeric-2.0	0	3149	-
489	<a href="#">b253m_14</a>	Month of birth of child 14	continuous	numeric-2.0	0	3149	-
490	<a href="#">b253y_1</a>	Year of birth of child 1 (W2)	discrete	numeric-4.0	2318	831	-
491	<a href="#">b253y_2</a>	Year of birth of child 2 (W2)	discrete	numeric-4.0	1654	1495	-
492	<a href="#">b253y_3</a>	Year of birth of child 3 (W2)	discrete	numeric-4.0	426	2723	-
493	<a href="#">b253y_4</a>	Year of birth of child 4 (W2)	discrete	numeric-4.0	102	3047	-
494	<a href="#">b253y_5</a>	Year of birth of child 5 (W2)	discrete	numeric-4.0	24	3125	-
495	<a href="#">b253y_6</a>	Year of birth of child 6 (W2)	discrete	numeric-4.0	8	3141	-
496	<a href="#">b253y_7</a>	Year of birth of child 7 (W2)	discrete	numeric-4.0	4	3145	-
497	<a href="#">b253y_8</a>	Year of birth of child 8 (W2)	discrete	numeric-4.0	2	3147	-
498	<a href="#">b253y_9</a>	Year of birth of child 9 (W2)	discrete	numeric-4.0	2	3147	-
499	<a href="#">b253y_11</a>	Year of birth of child 11 (W2)	discrete	numeric-4.0	0	3149	-
500	<a href="#">b253y_12</a>	Year of birth of child 12 (W2)	discrete	numeric-4.0	0	3149	-
501	<a href="#">b253y_13</a>	Year of birth of child 13	continuous	numeric-4.0	0	3149	-
502	<a href="#">b253y_14</a>	Year of birth of child 14	continuous	numeric-4.0	0	3149	-
503	<a href="#">b254_1</a>	Dead child 1 mentioned (W2)	discrete	numeric-1.0	2333	816	-
504	<a href="#">b254_2</a>	Dead child 2 mentioned (W2)	discrete	numeric-1.0	1660	1489	-
505	<a href="#">b254_3</a>	Dead child 3 mentioned (W2)	discrete	numeric-1.0	428	2721	-
506	<a href="#">b254_4</a>	Dead child 4 mentioned (W2)	discrete	numeric-1.0	103	3046	-
507	<a href="#">b254_5</a>	Dead child 5 mentioned (W2)	discrete	numeric-1.0	24	3125	-
508	<a href="#">b254_6</a>	Dead child 6 mentioned (W2)	discrete	numeric-1.0	8	3141	-
509	<a href="#">b254_7</a>	Dead child 7 mentioned (W2)	discrete	numeric-1.0	4	3145	-
510	<a href="#">b254_8</a>	Dead child 8 mentioned (W2)	discrete	numeric-1.0	2	3147	-
511	<a href="#">b254_9</a>	Dead child 9 mentioned (W2)	discrete	numeric-1.0	2	3147	-
512	<a href="#">b254_11</a>	Dead child 11 mentioned (W2)	discrete	numeric-1.0	3	3146	-
513	<a href="#">b254_12</a>	Dead child 12 mentioned (W2)	discrete	numeric-1.0	6	3143	-
514	<a href="#">b254_13</a>	Dead child 13 mentioned	discrete	numeric-1.0	3	3146	-
515	<a href="#">b254_14</a>	Dead child 14 mentioned	discrete	numeric-1.0	1	3148	-
516	<a href="#">b255m_1</a>	Month of death child 1 (W2)	discrete	numeric-2.0	69	3080	-
517	<a href="#">b255m_2</a>	Month of death child 2 (W2)	discrete	numeric-2.0	38	3111	-
518	<a href="#">b255m_3</a>	Month of death child 3 (W2)	discrete	numeric-2.0	9	3140	-
519	<a href="#">b255m_4</a>	Month of death child 4 (W2)	discrete	numeric-2.0	2	3147	-



File GGS_Wave2_CzechRepublic_V1.3.							
#	Name	Label	Type	Format	Valid	Invalid	Question
520	<a href="#">b255y_1</a>	Yr of death child 1 (W2)	discrete	numeric-4.0	73	3076	-
521	<a href="#">b255y_2</a>	Yr of death child 2 (W2)	discrete	numeric-4.0	39	3110	-
522	<a href="#">b255y_3</a>	Yr of death child 3 (W2)	discrete	numeric-4.0	9	3140	-
523	<a href="#">b255y_4</a>	Yr of death child 4 (W2)	discrete	numeric-4.0	2	3147	-
524	<a href="#">b256_1</a>	Residence type of child 1 (W2)	discrete	numeric-1.0	3149	0	-
525	<a href="#">b256_2</a>	Residence type of child 2 (W2)	discrete	numeric-1.0	3149	0	-
526	<a href="#">b256_3</a>	Residence type of child 3 (W2)	discrete	numeric-1.0	3149	0	-
527	<a href="#">b256_4</a>	Residence type of child 4 (W2)	discrete	numeric-1.0	3149	0	-
528	<a href="#">b256_5</a>	Residence type of child 5 (W2)	discrete	numeric-1.0	3149	0	-
529	<a href="#">b256_6</a>	Residence type of child 6 (W2)	discrete	numeric-1.0	3149	0	-
530	<a href="#">b256_7</a>	Residence type of child 7 (W2)	discrete	numeric-1.0	3149	0	-
531	<a href="#">b256_8</a>	Residence type of child 8 (W2)	discrete	numeric-1.0	3149	0	-
532	<a href="#">b256_9</a>	Residence type of child 9 (W2)	discrete	numeric-1.0	3149	0	-
533	<a href="#">b256_10</a>	Residence type of child 10 (W2)	discrete	numeric-1.0	3149	0	-
534	<a href="#">b256_11</a>	Residence type of child 11 (W2)	discrete	numeric-1.0	1218	1931	-
535	<a href="#">b256_12</a>	Residence type of child 12 (W2)	discrete	numeric-1.0	638	2511	-
536	<a href="#">b256_13</a>	Residence type of child 13	discrete	numeric-1.0	110	3039	-
537	<a href="#">b256_14</a>	Residence type of child 14	discrete	numeric-1.0	24	3125	-
538	<a href="#">b256_15</a>	Residence type of child 15	discrete	numeric-1.0	5	3144	-
539	<a href="#">b256_16</a>	_16 b256	discrete	numeric-1.0	3	3146	-
540	<a href="#">b256_17</a>	_17 b256	discrete	numeric-1.0	2	3147	-
541	<a href="#">b256_18</a>	_18 b256	discrete	numeric-1.0	1	3148	-
542	<a href="#">b256_19</a>	_19 b256	discrete	numeric-1.0	1	3148	-
543	<a href="#">bn301</a>	Living with a partner at the moment of { wave 1 } (W2)	discrete	numeric-1.0	3145	4	Did you live together with a partner in.... month....year {first wave}?
544	<a href="#">bn302</a>	Married to this partner at the moment of { wave 1 } (W2)	discrete	numeric-1.0	1658	1491	Were you married to this partner in ... month....year {first wave}?
545	<a href="#">b303a</a>	Is partner born in the country	discrete	numeric-1.0	1752	1397	Was your partner/spouse born in [COUNTRY]?
546	<a href="#">b303b</a>	Country of birth of the partner	continuous	numeric-3.0	77	3072	In which country was he/she born?
547	<a href="#">b303cm</a>	Mnth of permanent residence in the country	discrete	numeric-2.0	48	3101	In what month and year did he/she first start living permanently in country?
548	<a href="#">b303cy</a>	Yr of permanent residence in the country	continuous	numeric-4.0	67	3082	In what month and year did he/she first start living permanently in country?

**File GGS\_Wave2\_CzechRepublic\_V1.3.**

#	Name	Label	Type	Format	Valid	Invalid	Question
549	<a href="#">b303cAgeP</a>	Partner's age of obtaining permanent residence	continuous	numeric-3.0	67	3082	In what month and year did he/she first start living permanently in [country]?
550	<a href="#">bn305</a>	Living together with the same partner/ spouse as in {wave 1} (W2)	discrete	numeric-1.0	1756	1393	Are you now living together with the same partner/ spouse with whom you lived in [month year of first wave]?
551	<a href="#">bn306</a>	Living together with a partner since {wave1} (W2)	discrete	numeric-1.0	1318	1831	Have you lived together with a partner since .... month....year {first wave}?
552	<a href="#">b309</a>	Main subject of the partners studies (see list of subjects) (W2)	discrete	numeric-4.0	1604	1545	What was the main subject matter of these studies?
553	<a href="#">b310</a>	Have relationship to somebody without cohabitation (W2)	discrete	numeric-1.0	1360	1789	<a href="#">b310 question details</a>
554	<a href="#">b311m</a>	Mnth starting relationship (W2)	discrete	numeric-2.0	174	2975	In what month and year did this relationship start?
555	<a href="#">b311y</a>	Yr starting relationship (W2)	discrete	numeric-4.0	181	2968	In what month and year did this relationship start?
556	<a href="#">b311AgeR</a>	R's age at start of current relationship (With non-resident partner) (W2)	discrete	numeric-3.0	180	2969	In what month and year did this relationship start?
557	<a href="#">b312a</a>	Reason for living apart (W2)	discrete	numeric-1.0	185	2964	Are you living apart because you and/or your partner want to or because circumstances prevent you from living together?
558	<a href="#">b312b</a>	R's reason for living apart (most important one)	discrete	numeric-1.0	78	3071	Why do you (R) want to live apart? Please choose the most important reason.
559	<a href="#">b312c</a>	Partner's reason for living apart (most important one)	discrete	numeric-1.0	55	3094	Why does your partner want to live apart? Please choose the most important reason.
560	<a href="#">b312d</a>	Circumstances for living apart (most important one) (W2)	discrete	numeric-1.0	62	3087	By which circumstances? Please choose the most important circumstances.
561	<a href="#">b313</a>	Sex of the non-resident partner	discrete	numeric-1.0	191	2958	Please tell me whether your partner is male of female.
562	<a href="#">bn314</a>	Ever lived together with non-resident partner	discrete	numeric-1.0	185	2964	Have you ever lived together with him/her?
563	<a href="#">b315m</a>	Mnth of birth non-resident partner (W2)	discrete	numeric-2.0	181	2968	In what month and year was your partner/spouse born?
564	<a href="#">b315y</a>	Yr of birth non-resident partner (W2)	discrete	numeric-4.0	183	2966	In what month and year was your partner/spouse born?
565	<a href="#">b315AgeP</a>	Non resident partner's age at time of interview (W2)	discrete	numeric-2.0	183	2966	In what month and year was your partner/spouse born?
566	<a href="#">b316a</a>	Is non-resident partner born in the country	discrete	numeric-1.0	193	2956	Was your partner/spouse born in [COUNTRY]?
567	<a href="#">b316b</a>	Country of birth non-resident partner	continuous	numeric-3.0	10	3139	In which country was he/she born?
568	<a href="#">b316cm</a>	Mnth of permanent residence in the country	discrete	numeric-2.0	5	3144	In what month and year did he/she first start living permanently in [COUNTRY]?

<b>File GGS_Wave2_CzechRepublic_V1.3.</b>							
#	Name	Label	Type	Format	Valid	Invalid	Question
569	<a href="#">b316cy</a>	Yr of permanent residence in the country	continuous	numeric-4.0	8	3141	In what month and year did he/she first start living permanently in [COUNTRY]?
570	<a href="#">b316cAgeP</a>	Partner's age at start of permanent residence (non-resident partner)	discrete	numeric-3.0	8	3141	In what month and year did he/she first start living permanently in [COUNTRY]?
571	<a href="#">b321</a>	Highest education level of non-resident partner (country-spec. list)	discrete	numeric-1.0	193	2956	What is the highest level of education your partner/spouse has successfully completed?
572	<a href="#">b322</a>	Main subject of non-resident partner's studies (see list of subjects)	continuous	numeric-4.0	179	2970	What was the main subject matter of these studies?
573	<a href="#">b323</a>	Current activity of non-resident partner	discrete	numeric-2.0	185	2964	Show Which of the items on the card best describes what he/she is mainly doing at present?
574	<a href="#">b324h</a>	Time distance (hrs) to partner's residence	discrete	numeric-3.0	185	2964	How long does it take to get from your home to where he/she is living at present?
575	<a href="#">b324hour</a>	Time distance to partner's residence in hours	continuous	numeric-6.2	185	2964	How long does it take to get from your home to where he/she is living at present?
576	<a href="#">b324t</a>	Time distance (mins) to partner's residence	discrete	numeric-2.0	185	2964	How long does it take to get from your home to where he/she is living at present?
577	<a href="#">b325</a>	Number of meetings with non-resident partner (W2)	discrete	numeric-3.0	193	2956	How often do you see him/her?
578	<a href="#">b325mnth</a>	Number of meetings with non-resident partner per month (W2)	discrete	numeric-11.2	182	2967	How often do you see him/her?
579	<a href="#">b325u</a>	Time unit of meetings with non-resident partner (W2)	discrete	numeric-1.0	185	2964	How often do you see him/her?
580	<a href="#">b326</a>	Everyday activities limitation of the non-resident partner	discrete	numeric-1.0	185	2964	Is your partner/spouse limited in his/her ability to undertake normal everyday activities, because of a physical or mental health problem or a disability?
581	<a href="#">b327</a>	Intention to start living with a partner (next 3 yrs) (W2)	discrete	numeric-1.0	177	2972	Do you intend to start living with a/your partner/spouse during the next 3 years?
582	<a href="#">b330</a>	Partner thinks that you should start living together	discrete	numeric-1.0	153	2996	Does your partner think that you should start living together?
583	<a href="#">b332</a>	Intention to marry a/your partner during next 3 yrs	discrete	numeric-1.0	192	2957	Do you intend to marry somebody/ your partner during the next 3 years?
584	<a href="#">b334m_1</a>	Mnth starting living together with partner 1 (W2)	discrete	numeric-2.0	116	3033	In which month and year did you start living together with this partner?
585	<a href="#">b334m_2</a>	Mnth starting living together with partner 2 (W2)	discrete	numeric-2.0	40	3109	In which month and year did you start living together with this partner?
586	<a href="#">b334m_3</a>	Mnth starting living together with partner 3 (W2)	discrete	numeric-2.0	3	3146	In which month and year did you start living together with this partner?
587	<a href="#">b334y_1</a>	Yr starting living together with partner 1 (W2)	discrete	numeric-4.0	124	3025	In which month and year did you start living together with this partner?
588	<a href="#">b334y_2</a>	Yr starting living together with partner 2 (W2)	discrete	numeric-4.0	44	3105	In which month and year did you start living together with this partner?

**File GGS\_Wave2\_CzechRepublic\_V1.3.**

#	Name	Label	Type	Format	Valid	Invalid	Question
589	<a href="#">b334y_3</a>	Yr starting living together with partner 3 (W2)	discrete	numeric-4.0	3	3146	In which month and year did you start living together with this partner?
590	<a href="#">b335a_1</a>	Was married or not with partner 1 (W2)	discrete	numeric-1.0	141	3008	Were you and he/she legally married?
591	<a href="#">b335a_2</a>	Was married or not with partner 2 (W2)	discrete	numeric-1.0	50	3099	Were you and he/she legally married?
592	<a href="#">b335a_3</a>	Was married or not with partner 3 (W2)	discrete	numeric-1.0	6	3143	Were you and he/she legally married?
593	<a href="#">b335bm_1</a>	Mnth marriage with partner 1 (W2)	discrete	numeric-2.0	55	3094	In what month and year did you legally marry him/her?
594	<a href="#">b335bm_2</a>	Mnth marriage with partner 2 (W2)	discrete	numeric-2.0	13	3136	In what month and year did you legally marry him/her?
595	<a href="#">b335bm_3</a>	Mnth marriage with partner 3 (W2)	discrete	numeric-1.0	1	3148	In what month and year did you legally marry him/her?
596	<a href="#">b335by_1</a>	Yr marriage with partner 1 (W2)	discrete	numeric-4.0	56	3093	In what month and year did you legally marry him/her?
597	<a href="#">b335by_2</a>	Yr marriage with partner 2 (W2)	discrete	numeric-4.0	12	3137	In what month and year did you legally marry him/her?
598	<a href="#">b335by_3</a>	Yr marriage with partner 3 (W2)	discrete	numeric-4.0	1	3148	In what month and year did you legally marry him/her?
599	<a href="#">b336m_1</a>	Mnth of birth of partner 1 (W2)	discrete	numeric-2.0	121	3028	In what month and year was he/she born?
600	<a href="#">b336m_2</a>	Mnth of birth of partner 2 (W2)	discrete	numeric-2.0	46	3103	In what month and year was he/she born?
601	<a href="#">b336m_3</a>	Mnth of birth of partner 3 (W2)	discrete	numeric-2.0	5	3144	In what month and year was he/she born?
602	<a href="#">b336y_1</a>	Yr of birth of partner 1 (W2)	discrete	numeric-4.0	123	3026	In what month and year was he/she born?
603	<a href="#">b336y_2</a>	Yr of birth of partner 2 (W2)	discrete	numeric-4.0	46	3103	In what month and year was he/she born?
604	<a href="#">b336y_3</a>	Yr of birth of partner 3 (W2)	discrete	numeric-4.0	5	3144	In what month and year was he/she born?
605	<a href="#">b338_1</a>	Number of children of partner 1 at start of living together (W2)	discrete	numeric-1.0	141	3008	When you started living together, how many children, if any, did your partner/spouse already have that were not yours? Please include adopted and foster children.
606	<a href="#">b338_2</a>	Number of children of partner 2 at start of living together (W2)	discrete	numeric-1.0	50	3099	When you started living together, how many children, if any, did your partner/spouse already have that were not yours? Please include adopted and foster children.
607	<a href="#">b343_1</a>	How partnership 1 ends (W2)	discrete	numeric-1.0	1860	1289	What happend with this partnership?
608	<a href="#">b343_2</a>	How partnership 2 ends (W2)	discrete	numeric-1.0	50	3099	What happend with this partnership?
609	<a href="#">b343_3</a>	How partnership 3 ends (W2)	discrete	numeric-1.0	6	3143	What happend with this partnership?
610	<a href="#">b344m_1</a>	Mnth of ending of partnership 1 (W2)	discrete	numeric-2.0	254	2895	In what month and year did that happen?
611	<a href="#">b344m_2</a>	Mnth of ending of partnership 2 (W2)	discrete	numeric-2.0	20	3129	In what month and year did that happen?

<b>File GGS_Wave2_CzechRepublic_V1.3.</b>							
#	Name	Label	Type	Format	Valid	Invalid	Question
612	<a href="#">b344m_3</a>	Mnth of ending of partnership 3 (W2)	discrete	numeric-2.0	5	3144	In what month and year did that happen?
613	<a href="#">b344y_1</a>	Yr of ending of partnership 1 (W2)	discrete	numeric-4.0	270	2879	In what month and year did that happen?
614	<a href="#">b344y_2</a>	Yr of ending of partnership 2 (W2)	discrete	numeric-4.0	20	3129	In what month and year did that happen?
615	<a href="#">b344y_3</a>	Yr of ending of partnership 3 (W2)	discrete	numeric-4.0	5	3144	In what month and year did that happen?
616	<a href="#">b345_1</a>	Any children with partner 1	discrete	numeric-1.0	289	2860	Did you have children together with him/her?
617	<a href="#">b345_2</a>	Any children with partner 2	discrete	numeric-1.0	22	3127	Did you have children together with him/her?
618	<a href="#">b345_3</a>	Any children with partner 3	discrete	numeric-1.0	5	3144	Did you have children together with him/her?
619	<a href="#">b3461_1</a>	Children stay during 1st yr after broke up partnership 1 (up to 3 answers)	discrete	numeric-1.0	129	3020	With whom did your children mainly stay in the first year after you broke up? Please choose your answer from the card.
620	<a href="#">b3462_1</a>	Children stay during 1st yr after broke up partnership 1 (up to 3 answers)	discrete	numeric-1.0	4	3145	With whom did your children mainly stay in the first year after you broke up? Please choose your answer from the card.
621	<a href="#">b3463_1</a>	Children stay during 1st yr after broke up partnership 1 (up to 3 answers)	discrete	numeric-1.0	2	3147	With whom did your children mainly stay in the first year after you broke up? Please choose your answer from the card.
622	<a href="#">b349a_1</a>	Got divorced from partner 1 (W2)	discrete	numeric-1.0	154	2995	Did you and he/she get divorced?
623	<a href="#">b349a_2</a>	Got divorced from partner 2 (W2)	discrete	numeric-1.0	8	3141	Did you and he/she get divorced?
624	<a href="#">b349a_3</a>	Got divorced from partner 3 (W2)	discrete	numeric-1.0	1	3148	Did you and he/she get divorced?
625	<a href="#">b349m_1</a>	Mnth of divorce of partnership 1 (W2)	discrete	numeric-2.0	122	3027	In what month and year did you get divorced?
626	<a href="#">b349m_2</a>	Mnth of divorce of partnership 2 (W2)	discrete	numeric-2.0	7	3142	In what month and year did you get divorced?
627	<a href="#">b349m_3</a>	Mnth of divorce of partnership 3 (W2)	discrete	numeric-1.0	1	3148	In what month and year did you get divorced?
628	<a href="#">b349y_1</a>	Yr of divorce of partnership 1 (W2)	discrete	numeric-4.0	136	3013	In what month and year did you get divorced?
629	<a href="#">b349y_2</a>	Yr of divorce of partnership 2 (W2)	discrete	numeric-4.0	6	3143	In what month and year did you get divorced?
630	<a href="#">b349y_3</a>	Yr of divorce of partnership 3 (W2)	discrete	numeric-4.0	1	3148	In what month and year did you get divorced?
631	<a href="#">b350_1</a>	Who started the legal process of divorce of partnership 1	discrete	numeric-1.0	144	3005	Who started the legal process of divorce?
632	<a href="#">b350_2</a>	Who started the legal process of divorce of partnership 2	discrete	numeric-1.0	7	3142	Who started the legal process of divorce?
633	<a href="#">b350_3</a>	Who started the legal process of divorce of partnership 3	discrete	numeric-1.0	1	3148	Who started the legal process of divorce?

<b>File GGS_Wave2_CzechRepublic_V1.3.</b>							
#	Name	Label	Type	Format	Valid	Invalid	Question
634	<a href="#">b351_1</a>	Any other partnership after partnership 1 just asked about?	discrete	numeric-1.0	289	2860	Did you live together with another partner afterwards?
635	<a href="#">b351_2</a>	Any other partnership after partnership 2 just asked about?	discrete	numeric-1.0	22	3127	Did you live together with another partner afterwards?
636	<a href="#">b351_3</a>	Any other partnership after partnership 3 just asked about?	discrete	numeric-1.0	5	3144	Did you live together with another partner afterwards?
637	<a href="#">b352b_1</a>	Which partnership 1 homosexual (see ref. partnership table)	discrete	numeric-1.0	9	3140	Which one(s)?
638	<a href="#">b352b_2</a>	Which partnership 2 homosexual (see ref. partnership table)	discrete	numeric-1.0	9	3140	Which one(s)?
639	<a href="#">b352b_3</a>	Which partnership 3 homosexual (see ref. partnership table)	discrete	numeric-1.0	9	3140	Which one(s)?
640	<a href="#">b352b_4</a>	Which partnership 4 homosexual (see ref. partnership table)	discrete	numeric-1.0	9	3140	Which one(s)?
641	<a href="#">b352b_5</a>	Which partnership 5 homosexual (see ref. partnership table)	discrete	numeric-1.0	9	3140	Which one(s)?
642	<a href="#">b352b_6</a>	Which partnership 6 homosexual (see ref. partnership table)	discrete	numeric-1.0	9	3140	Which one(s)?
643	<a href="#">b352b_7</a>	Which partnership 7 homosexual (see ref. partnership table)	discrete	numeric-1.0	9	3140	Which one(s)?
644	<a href="#">b352b_8</a>	Which partnership 8 homosexual (see ref. partnership table)	discrete	numeric-1.0	9	3140	Which one(s)?
645	<a href="#">b370</a>	Current partner status (W2)	discrete	numeric-1.0	3149	0	-
646	<a href="#">b371m</a>	Month starting living together with current partner (W2)	discrete	numeric-2.0	1797	1352	-
647	<a href="#">b371y</a>	Year starting living together with current partner (W2)	discrete	numeric-4.0	1866	1283	-
648	<a href="#">b371AgeR</a>	R's age at start of living with current partner (W2)	discrete	numeric-3.0	1865	1284	-
649	<a href="#">b372a</a>	Was married or not with current partner (W2)	discrete	numeric-1.0	1724	1425	Are you and he/she legally married?
650	<a href="#">b372bm</a>	Month marriage with current partner (W2)	discrete	numeric-2.0	1434	1715	In which month and year? (Q 304) In what month and year did you legally marry him/her? (Q 311)
651	<a href="#">b372by</a>	Year marriage with current partner (W2)	discrete	numeric-4.0	1461	1688	In which month and year? (Q 304) In what month and year did you legally marry him/her? (Q 311)
652	<a href="#">b372bAgeR</a>	R's age of marrying current spouse (W2)	discrete	numeric-3.0	1461	1688	In what month and year did you marry?
653	<a href="#">b372bTdiff</a>	Time elapsed (years) between start of relationship	discrete	numeric-3.0	1301	1848	-

**File GGS\_Wave2\_CzechRepublic\_V1.3.**

#	Name	Label	Type	Format	Valid	Invalid	Question
		and marriage (consolidated) (W2)					
654	<a href="#">b373m</a>	Mnth of birth current partner (W2)	discrete	numeric-2.0	1965	1184	In what month and year was he/she born? (Q 108.b) In what month and year was your partner/spouse born? (Q 330)
655	<a href="#">b373y</a>	Year of birth current partner (W2)	discrete	numeric-4.0	1968	1181	In what month and year was he/she born? (Q 108.b) In what month and year was your partner/spouse born? (Q 330)
656	<a href="#">b374a</a>	Is current partner born in the country (W2)	discrete	numeric-1.0	1898	1251	Was your partner/spouse born in [country]?
657	<a href="#">b374b</a>	Country of birth of the current partner (W2)	discrete	numeric-4.0	89	3060	In which country was he/she born?
658	<a href="#">b374cm</a>	Mnth of permanent residence in the country (W2)	discrete	numeric-2.0	73	3076	In what month and year did he/she first start living permanently in [COUNTRY]?
659	<a href="#">b374cy</a>	Yr of permanent residence in the country (W2)	discrete	numeric-4.0	87	3062	In what month and year did he/she first start living permanently in [COUNTRY]?
660	<a href="#">b374cAgeP</a>	Partner's age of obtaining permanent residence	continuous	numeric-3.0	87	3062	In what month and year did he/she first start living permanently in [COUNTRY]?
661	<a href="#">b379</a>	Highest education level of the current partner (country-spec. list) (W2)	discrete	numeric-1.0	193	2956	What is the highest level of education your partner/spouse has successfully completed?
662	<a href="#">b380</a>	Main subject of the currents partners studies (see list of subjects) (W2)	discrete	numeric-4.0	1783	1366	What was the main subject matter of these studies?
663	<a href="#">b381</a>	Current activity of current partner (W2)	discrete	numeric-2.0	1972	1177	Which of the items on the card best describes what he/she is mainly doing at present?
664	<a href="#">b382</a>	Everyday activities limitation of the current partner (W2)	discrete	numeric-1.0	434	2715	Is your partner/spouse limited in his/her ability to undertake normal everyday activities, because of a physical or mental health problem or a disability?
665	<a href="#">b383</a>	Age of the current partner (W2)	discrete	numeric-4.0	1975	1174	-
666	<a href="#">b384</a>	Sex of the current partner (W2)	discrete	numeric-1.0	1980	1169	-
667	<a href="#">b3461_2</a>	Children stay during 1st yr after broke up partnership 2 (up to 3 answers)	discrete	numeric-1.0	8	3141	With whom did your children mainly stay in the first year after you broke up? Please choose your answer from the card.
668	<a href="#">b401a_a</a>	Who does hh tasks: Preparing daily meals (W2)	discrete	numeric-2.0	3116	33	Preparing daily meals
669	<a href="#">b401a_b</a>	Who does hh tasks: Doing the dishes (W2)	discrete	numeric-2.0	3063	86	Doing the dishes
670	<a href="#">b401a_c</a>	Who does hh tasks: Shopping for food (W2)	discrete	numeric-2.0	3138	11	Shopping for food
671	<a href="#">b401a_d</a>	Who does hh tasks: Vacuum-cleaning the house (W2)	discrete	numeric-2.0	3104	45	Vacuum-cleaning the house
672	<a href="#">b401a_e</a>	Who does hh tasks: Small repairs in, around the house (W2)	discrete	numeric-2.0	3037	112	Doing small repairs in and around the house



**File GGS\_Wave2\_CzechRepublic\_V1.3.**

#	Name	Label	Type	Format	Valid	Invalid	Question
673	<a href="#">b401a_f</a>	Who does hh tasks: Paying bills, financial records (W2)	discrete	numeric-2.0	3117	32	Paying bills and keeping financial records
674	<a href="#">b401a_g</a>	Who does hh tasks: Organizing joint social activities (W2)	discrete	numeric-2.0	2976	173	Organising joint social activities
675	<a href="#">b401b_a1</a>	Which other persons 1-3 in hh do hh tasks: Preparing daily meals (W2)	discrete	numeric-1.0	271	2878	Could you just tell me which of the other household members?
676	<a href="#">b401b_b1</a>	Which other persons 1-3 in hh do hh tasks: Doing the dishes (W2)	discrete	numeric-1.0	284	2865	Could you just tell me which of the other household members?
677	<a href="#">b401b_c1</a>	Which other persons 1-3 in hh do hh tasks: Shopping for food (W2)	discrete	numeric-1.0	261	2888	Could you just tell me which of the other household members?
678	<a href="#">b401b_d1</a>	Which other persons 1-3 in hh do hh tasks: Vacuum-cleaning the house (W2)	discrete	numeric-1.0	341	2808	Could you just tell me which of the other household members?
679	<a href="#">b401b_e1</a>	Which other persons 1-3 in hh do hh tasks: Small repairs in, around the house (W2)	discrete	numeric-1.0	234	2915	Could you just tell me which of the other household members?
680	<a href="#">b401b_f1</a>	Which other persons 1-3 in hh do hh tasks: Paying bills, financial records (W2)	discrete	numeric-1.0	234	2915	Could you just tell me which of the other household members?
681	<a href="#">b401b_g1</a>	Which other persons 1-3 in hh do hh tasks: Organizing joint social activities (W2)	discrete	numeric-2.0	81	3068	Could you just tell me which of the other household members?
682	<a href="#">b402</a>	Satisfaction with the division of the hh tasks (see satisfaction scale) (W2)	discrete	numeric-2.0	1789	1360	How satisfied are you with the division of household tasks between you and your partner/spouse? Please use this card and tell me the value on the scale.
683	<a href="#">b403_1</a>	Which other people 1 to 5 helps regularly with the hh (up to 5 persons) (W2)	discrete	numeric-2.0	1992	1157	Which people give your household regular help with household tasks?
684	<a href="#">b403_2</a>	Which other people 1 to 5 helps regularly with the hh (up to 5 persons) (W2)	discrete	numeric-2.0	706	2443	Which people give your household regular help with household tasks?
685	<a href="#">b403_3</a>	Which other people 1 to 5 helps regularly with the hh (up to 5 persons) (W2)	discrete	numeric-2.0	208	2941	Which people give your household regular help with household tasks?
686	<a href="#">b403_4</a>	Which other people 1 to 5 helps regularly with the hh (up to 5 persons) (W2)	discrete	numeric-2.0	28	3121	Which people give your household regular help with household tasks?
687	<a href="#">b403_5</a>	Which other people 1 to 5 helps regularly with the hh (up to 5 persons) (W2)	discrete	numeric-2.0	7	3142	Which people give your household regular help with household tasks?
688	<a href="#">b404</a>	Someone paid to do housework (W2)	discrete	numeric-1.0	3149	0	Does your household regularly pay someone to do housework?
689	<a href="#">b405a_a</a>	Who makes decisions about hh: Routine hh purchases (W2)	discrete	numeric-1.0	1789	1360	Routine purchases for the household
690	<a href="#">b405a_b</a>	Who makes decisions about hh: Expensive purchases for the hh (W2)	discrete	numeric-1.0	1789	1360	Occasional more expensive purchases for the household



<b>File GGS_Wave2_CzechRepublic_V1.3.</b>							
#	Name	Label	Type	Format	Valid	Invalid	Question
691	<a href="#">b405a_c</a>	Who makes decisions about hh: Own time in paid work (W2)	discrete	numeric-1.0	1789	1360	The time you spend in paid work
692	<a href="#">b405a_d</a>	Who makes decisions about hh: Your partners time in paid work (W2)	discrete	numeric-1.0	1789	1360	The time your partner/spouse spends in paid work
693	<a href="#">b405a_e</a>	Who makes decisions about hh: Way of child raising (W2)	discrete	numeric-1.0	1789	1360	The way children are raised
694	<a href="#">b405a_f</a>	Who makes decisions about hh: Social activities (W2)	discrete	numeric-1.0	1789	1360	Social life and leisure activities
695	<a href="#">b406</a>	How hh income is organized (W2)	discrete	numeric-1.0	1789	1360	How do you and your partner/spouse organise your household income? Which of the items on this card fits best?
696	<a href="#">b407</a>	Satisfaction with relationship to partner (see satisfaction scale) (W2)	discrete	numeric-2.0	1982	1167	How satisfied are you with your relationship with your partner/spouse? Please use this card and tell me the value on the scale.
697	<a href="#">b408_a</a>	Couples disagreements within last 12 mnths: HH chores	discrete	numeric-1.0	1915	1234	Household chores
698	<a href="#">b408_b</a>	Couples disagreements within last 12 mnths: Money	discrete	numeric-1.0	1929	1220	Money
699	<a href="#">b408_c</a>	Couples disagreements within last 12 mnths: Use of leisure time	discrete	numeric-1.0	1947	1202	Use of leisure time
700	<a href="#">b408_d</a>	Couples disagreements within last 12 mnths: Sex	discrete	numeric-1.0	1836	1313	Sex
701	<a href="#">b408_e</a>	Couples disagreements within last 12 mnths: Relations with friends	discrete	numeric-1.0	1947	1202	Relations with friends
702	<a href="#">b408_f</a>	Couples disagreements within last 12 mnths: Relations with parents, in-laws	discrete	numeric-1.0	1457	1692	Relations with parents and in-laws
703	<a href="#">b408_g</a>	Couples disagreements within last 12 mnths: Child-raising issues	discrete	numeric-1.0	1238	1911	Child-raising issues
704	<a href="#">b408_h</a>	Couples disagreements within last 12 mnths: Having children	discrete	numeric-1.0	1210	1939	Having children
705	<a href="#">b408_i</a>	Couples disagreements within last 12 mnths: Drinking alcohol	discrete	numeric-1.0	1749	1400	Drinking alcohol
706	<a href="#">b410</a>	Have thought about breaking up partnership over last 12 mnths (W2)	discrete	numeric-1.0	1982	1167	Even the people who get along well with their partners sometimes wonder whether their marriage or partnership will work. Over the past 12 months, have you thought about breaking up your relationship?
707	<a href="#">b501</a>	Living with or without parents in the hh (W2)	discrete	numeric-1.0	3149	0	At the beginning of our interview when we were talking about your household you mentioned that you are... <Look up from Household Grid> ...is this correct?

File GGS_Wave2_CzechRepublic_V1.3.							
#	Name	Label	Type	Format	Valid	Invalid	Question
708	<a href="#">b502</a>	Are parents biological parents (W2)	discrete	numeric-1.0	192	2957	Are both the parents who are living in this household your biological parents?
709	<a href="#">b503</a>	Is father biological father (W2)	discrete	numeric-1.0	343	2806	Is your father who is living in this household your biological father?
710	<a href="#">b504</a>	Is mother biological mother (W2)	discrete	numeric-1.0	343	2806	Is your mother who is living in this household your biological mother?
711	<a href="#">b510</a>	Is biological mother alive (W2)	discrete	numeric-1.0	2821	328	May I ask you whether your biological mother is still alive? May I ask you whether your biological parents are still alive?
712	<a href="#">b517_1</a>	Living arrangement of the mother (W2)	discrete	numeric-2.0	1402	1747	Which of the items on this card apply to your mother's living arrangement? Please mention all categories that apply.
713	<a href="#">b517_2</a>	Living arrangement of the mother (W2)	discrete	numeric-2.0	45	3104	Which of the items on this card apply to your mother's living arrangement? Please mention all categories that apply.
714	<a href="#">b517_3</a>	Living arrangement of the mother (W2)	discrete	numeric-1.0	7	3142	Which of the items on this card apply to your mother's living arrangement? Please mention all categories that apply.
715	<a href="#">b517_4</a>	Living arrangement of the mother (W2)	discrete	numeric-1.0	1	3148	Which of the items on this card apply to your mother's living arrangement? Please mention all categories that apply.
716	<a href="#">b518</a>	Limitation or disability of the mother (W2)	discrete	numeric-1.0	1402	1747	Is your mother limited in her ability to carry out normal everyday activities because of a physical or mental health problem or a disability?
717	<a href="#">b520h</a>	Time distance (hrs) to mother's residence (W2)	discrete	numeric-2.0	1402	1747	How long does it take to get from your home to where your mother is living at present?
718	<a href="#">b520hour</a>	Time distance to mother's residence in hours (W2)	discrete	numeric-5.2	1402	1747	How long does it take to get from your home to where your mother is living at present?
719	<a href="#">b520t</a>	Time distance (mins) to mother's residence (W2)	discrete	numeric-2.0	1402	1747	How long does it take to get from your home to where your mother is living at present?
720	<a href="#">b522</a>	Satisfaction with relationship to mother (see satisfaction scale) (W2)	discrete	numeric-2.0	1727	1422	How satisfied are you with the relationship with your mother? Please use this card and tell me the value on the scale.
721	<a href="#">b523</a>	Intention start living together with mother within next 3 yrs (W2)	discrete	numeric-1.0	1402	1747	Do you intend to start living together with your mother within the next 3 years?
722	<a href="#">b530</a>	Is biological father alive (W2)	discrete	numeric-1.0	150	2999	May I ask you whether your biological father is still alive?
723	<a href="#">b537_1</a>	Living arrangement of the father (W2)	discrete	numeric-2.0	1036	2113	Which of the items on this card apply to your father's living arrangement? Please mention all categories that apply.
724	<a href="#">b537_2</a>	Living arrangement of the father (W2)	discrete	numeric-1.0	33	3116	Which of the items on this card apply to your father's living arrangement? Please mention all categories that apply.
725	<a href="#">b537_3</a>	Living arrangement of the father (W2)	discrete	numeric-1.0	7	3142	Which of the items on this card apply to your father's living arrangement? Please mention all categories that apply.

File GGS_Wave2_CzechRepublic_V1.3.							
#	Name	Label	Type	Format	Valid	Invalid	Question
726	<a href="#">b537_4</a>	Living arrangement of the father (W2)	discrete	numeric-1.0	1	3148	Which of the items on this card apply to your father's living arrangement? Please mention all categories that apply.
727	<a href="#">b538</a>	Limitation or disability of the father (W2)	discrete	numeric-1.0	1036	2113	Is your father limited in his ability to carry out normal everyday activities because of a physical or mental health problem or a disability?
728	<a href="#">b540h</a>	Time distance (hrs) to father's residence (W2)	discrete	numeric-2.0	1036	2113	How long does it take to get from your home to where your father is living at present?
729	<a href="#">b540hour</a>	Time distance to father's residence in hours (W2)	discrete	numeric-5.2	1036	2113	How long does it take to get from your home to where your father is living at present?
730	<a href="#">b540t</a>	Time distance (mins) to father's residence (W2)	discrete	numeric-2.0	1036	2113	How long does it take to get from your home to where your father is living at present?
731	<a href="#">b542</a>	Satisfaction with relationship to father (see satisfaction scale) (W2)	discrete	numeric-2.0	1227	1922	How satisfied are you with the relationship with your father? Please use this card and tell me the value on the scale.
732	<a href="#">b543</a>	Intention start living together with father within next 3 yrs (W2)	discrete	numeric-1.0	1035	2114	Do you intend to start living together with your father within the next 3 years?
733	<a href="#">b5106b_b</a>	Number of brothers alive (W2)	discrete	numeric-2.0	1074	2075	How many of your brothers and sisters are alive? (brothers)
734	<a href="#">b5106b_s</a>	Number of sisters alive (W2)	discrete	numeric-2.0	1074	2075	How many of your brothers and sisters are alive? (sisters)
735	<a href="#">b5107</a>	Number of grandparents alive (W2)	discrete	numeric-2.0	1074	2075	How many of your grandparents are alive?
736	<a href="#">b5116m</a>	Mnth of first time living separately from parents >= 3 mnths (W2)	discrete	numeric-2.0	2275	874	In what month and year did you for the first time start living separately from your parents for at least three months?
737	<a href="#">b5116y</a>	Yr of first time living separately from parents >= 3 mnths (W2)	discrete	numeric-4.0	2609	540	In what month and year did you for the first time start living separately from your parents for at least three months?
738	<a href="#">b5116AgeR</a>	R's age of first time living separately from parents >= 3 mnths (W2)	discrete	numeric-3.0	2604	545	In what month and year did you for the first time start living separately from your parents for at least three months?
739	<a href="#">b5117a</a>	Ever had living separately from parents >= 3 mnths (W2)	discrete	numeric-1.0	343	2806	Have you ever lived separately from your parents for at least three months?
740	<a href="#">b5117bm</a>	Mnth of first time living separately from parents >= 3 mnths (W2)	discrete	numeric-2.0	71	3078	In what month and year did that happen for the first time?
741	<a href="#">b5117by</a>	Yr of first time living separately from parents >= 3 mnths (W2)	discrete	numeric-4.0	75	3074	In what month and year did that happen for the first time?
742	<a href="#">b5117bAgeR</a>	R's age of first time living separately from parents >= 3 mnths (W2)	discrete	numeric-3.0	75	3074	In what month and year did that happen for the first time?
743	<a href="#">b5118</a>	Intention to live separately from parents within the next 3 yrs (W2)	discrete	numeric-1.0	343	2806	Do you intend to start living separately from your parents within the next 3 years?

<b>File GGS_Wave2_CzechRepublic_V1.3.</b>							
#	Name	Label	Type	Format	Valid	Invalid	Question
744	<a href="#">b5121</a>	Does partner/spouse think that R should start living separately from parents	discrete	numeric-1.0	88	3061	Does your partner/spouse think that you should start living separately from your parents?
745	<a href="#">b601</a>	Ever had a sexual intercourse (W2)	discrete	numeric-1.0	40	3109	Have you ever had sexual intercourse with a man/woman?
746	<a href="#">b602</a>	Woman, R's partner or any woman pregnant (W2)	discrete	numeric-1.0	1688	1461	Are you currently pregnant? (asked from women) Is your partner/spouse currently pregnant? (asked from men who have a female partner either co-resident or non-resident) Do you know of any woman who is currently pregnant by you? (asked from men without a partner)
747	<a href="#">b603m</a>	Expected mnth of birth of the child (W2)	discrete	numeric-2.0	23	3126	In what month and year is the child expected to be born?
748	<a href="#">b603y</a>	Expected yr of birth of the child (W2)	discrete	numeric-4.0	23	3126	In what month and year is the child expected to be born?
749	<a href="#">b603AgeR</a>	R's age at expected birth of child (W2)	discrete	numeric-2.0	23	3126	In what month and year is the child expected to be born?
750	<a href="#">b604</a>	R wanted a baby before pregnancy began	discrete	numeric-1.0	23	3126	Just before this pregnancy began, did you yourself want to have a/another baby at some time?
751	<a href="#">b605</a>	Timing for the pregnancy	discrete	numeric-1.0	21	3128	Did this pregnancy occur sooner than you wanted, later than you wanted, or at about the right time?
752	<a href="#">b606</a>	Partner wanted a baby before pregnancy began	discrete	numeric-1.0	21	3128	Couples do not always have the same feelings about the number or timing of children. Just before this pregnancy began, did your partner/spouse want to have a/another baby?
753	<a href="#">b607_2800</a>	Use of medical help to get pregnant	discrete	numeric-1.0	24	3125	Did you or your partner/spouse do any of the things listed on this card to help you (your partner/spouse) get pregnant?
754	<a href="#">b610m</a>	Date (mnth) of last use of contraception	discrete	numeric-2.0	4	3145	In what month and year did you last use or do anything to prevent pregnancy?
755	<a href="#">b610y</a>	Date (yr) of last use of contraception	continuous	numeric-4.0	6	3143	In what month and year did you last use or do anything to prevent pregnancy?
756	<a href="#">b610AgeP</a>	Partner's age at last use of contraception	continuous	numeric-3.0	6	3143	In what month and year did you last use or do anything to prevent pregnancy?
757	<a href="#">b610AgeR</a>	R's age at last use of contraception	continuous	numeric-3.0	6	3143	In what month and year did you last use or do anything to prevent pregnancy?
758	<a href="#">b611</a>	Want another baby now (W2)	discrete	numeric-1.0	996	2153	Do you yourself want to have a/another baby now?
759	<a href="#">b612</a>	Physically possible to have a child (W2)	discrete	numeric-1.0	921	2228	Some people are not physically able to have children. As far as you know, is it physically possible for you, yourself, to have a/another baby?
760	<a href="#">b615</a>	Partner wants another baby now	discrete	numeric-1.0	953	2196	Couples do not always have the same feelings about the number or timing of children. Does your partner/spouse want to have a/another baby now?
761	<a href="#">b616</a>	Physically possible for partner to have a child (W2)	discrete	numeric-1.0	939	2210	Do you think it would be physically possible for your current partner/spouse

File GGS_Wave2_CzechRepublic_V1.3.							
#	Name	Label	Type	Format	Valid	Invalid	Question
							to have a child of his/her own if he/she wanted to?
762	<a href="#">b618_2800</a>	Use of fertility treatment	discrete	numeric-1.0	1664	1485	Are you (or your current partner/spouse) doing any of the things listed on this card to help you (your partner/spouse) get pregnant?
763	<a href="#">b620_1</a>	Use of contraceptive methods to prevent pregnancy now (up to 11) (W2)	discrete	numeric-1.0	42	3107	Are you or your partner/spouse using or doing any of the things listed on this card to prevent pregnancy at this time? Please name all of the things you use or do.
764	<a href="#">b620_2</a>	Use of contraceptive methods to prevent pregnancy now (up to 11) (W2)	discrete	numeric-1.0	42	3107	Are you or your partner/spouse using or doing any of the things listed on this card to prevent pregnancy at this time? Please name all of the things you use or do.
765	<a href="#">b620_3</a>	Use of contraceptive methods to prevent pregnancy now (up to 11) (W2)	discrete	numeric-1.0	42	3107	Are you or your partner/spouse using or doing any of the things listed on this card to prevent pregnancy at this time? Please name all of the things you use or do.
766	<a href="#">b620_4</a>	Use of contraceptive methods to prevent pregnancy now (up to 11) (W2)	discrete	numeric-1.0	42	3107	Are you or your partner/spouse using or doing any of the things listed on this card to prevent pregnancy at this time? Please name all of the things you use or do.
767	<a href="#">b620_5</a>	Use of contraceptive methods to prevent pregnancy now (up to 11) (W2)	discrete	numeric-1.0	42	3107	Are you or your partner/spouse using or doing any of the things listed on this card to prevent pregnancy at this time? Please name all of the things you use or do.
768	<a href="#">b620_6</a>	Use of contraceptive methods to prevent pregnancy now (up to 11)	discrete	numeric-1.0	42	3107	Are you or your partner/spouse using or doing any of the things listed on this card to prevent pregnancy at this time? Please name all of the things you use or do.
769	<a href="#">b620_7</a>	Use of contraceptive methods to prevent pregnancy now (up to 11)	discrete	numeric-1.0	42	3107	Are you or your partner/spouse using or doing any of the things listed on this card to prevent pregnancy at this time? Please name all of the things you use or do.
770	<a href="#">b620_8</a>	Use of contraceptive methods to prevent pregnancy now (up to 11)	discrete	numeric-1.0	42	3107	Are you or your partner/spouse using or doing any of the things listed on this card to prevent pregnancy at this time? Please name all of the things you use or do.
771	<a href="#">b620_9</a>	Use of contraceptive methods to prevent pregnancy now (up to 11)	discrete	numeric-1.0	42	3107	Are you or your partner/spouse using or doing any of the things listed on this card to prevent pregnancy at this time? Please name all of the things you use or do.
772	<a href="#">b620_10</a>	Use of contraceptive methods to prevent pregnancy now (up to 11)	discrete	numeric-1.0	42	3107	Are you or your partner/spouse using or doing any of the things listed on this card to prevent pregnancy at this time? Please name all of the things you use or do.

**File GGS\_Wave2\_CzechRepublic\_V1.3.**

#	Name	Label	Type	Format	Valid	Invalid	Question
773	<a href="#">b620_11</a>	Use of contraceptive methods to prevent pregnancy now (up to 11)	discrete	numeric-1.0	42	3107	Are you or your partner/spouse using or doing any of the things listed on this card to prevent pregnancy at this time? Please name all of the things you use or do.
774	<a href="#">b621m</a>	Date (mnth) of last use or do anything to prevent pregnancy	discrete	numeric-2.0	9	3140	In what month and year did you last use or do anything to prevent pregnancy?
775	<a href="#">b621y</a>	Date (yr) of last use or do anything to prevent pregnancy	continuous	numeric-4.0	5	3144	In what month and year did you last use or do anything to prevent pregnancy?
776	<a href="#">b621AgeP</a>	Partner's age at last use of anything to prevent pregnancy	continuous	numeric-3.0	5	3144	In what month and year did you last use or do anything to prevent pregnancy?
777	<a href="#">b621AgeR</a>	R's age at last use of anything to prevent pregnancy	continuous	numeric-3.0	5	3144	In what month and year did you last use or do anything to prevent pregnancy?
778	<a href="#">b622</a>	Intention to have a child during next 3 yrs (W2)	discrete	numeric-1.0	912	2237	Do you intend to have a/another child during the next three years?
779	<a href="#">b623</a>	Intention to adopt a child or take a foster child during next 3 yrs (W2)	discrete	numeric-1.0	1001	2148	Do you intend to adopt a child or apply for adoption or take a foster child during the next three years?
780	<a href="#">b624</a>	Intention to have a child at all (after 3 yrs) (W2)	discrete	numeric-1.0	704	2445	Supposing you do not have a/another child during the next three years, do you intend to have any (more) children at all?
781	<a href="#">b625</a>	Preferred sex of next child (W2)	discrete	numeric-1.0	269	2880	Would you prefer your first/next child to be a boy or a girl?
782	<a href="#">b626</a>	How many more children R wants to have (W2)	discrete	numeric-2.0	308	2841	How many (more) children in total do you intend to have?
783	<a href="#">b630</a>	Total number of intended children (W2)	discrete	numeric-2.0	18	3131	Not counting your current pregnancy, how many more children in total do you intend to have?
784	<a href="#">b631</a>	Intention to adopt a child or take a foster child during next 3 yrs (W2)	discrete	numeric-1.0	1370	1779	Do you intend to adopt a child or apply for adoption or take a foster-child during the next three years?
785	<a href="#">b701</a>	General health status (W2)	discrete	numeric-1.0	3149	0	How is your health in general?
786	<a href="#">b702a</a>	Any long-standing or illness chronic condition (W2)	discrete	numeric-1.0	1355	1794	Do you have any long-standing illness or chronic condition?
787	<a href="#">b702b</a>	Duration of long-standing or illness chronic condition (W2)	discrete	numeric-1.0	575	2574	How long have you had this long-standing illness or chronic condition?
788	<a href="#">b703a</a>	Any health-related limitation or disability (W2)	discrete	numeric-1.0	483	2666	Are you limited in your ability to carry out normal everyday activities, because of a physical or mental health problem or a disability?
789	<a href="#">b703b</a>	Duration of health-related limitation or disability (W2)	discrete	numeric-1.0	89	3060	Since how long?
790	<a href="#">b704</a>	Any regular help needed in personal care (W2)	discrete	numeric-1.0	1355	1794	Do you need regular help with personal care such as eating, getting up, dressing, bathing, or using toilets?
791	<a href="#">b705_1</a>	Has received any regular help over last 12 mnths from professional person 1 (W2)	discrete	numeric-1.0	23	3126	Over the last 12 months, have you received regular help with personal care from professional persons from

File GGS_Wave2_CzechRepublic_V1.3.							
#	Name	Label	Type	Format	Valid	Invalid	Question
							the public sector or from a private organisation?
792	<a href="#">b705_2</a>	Has received any regular help over last 12 mnths from professional person 2	discrete	numeric-1.0	1	3148	Over the last 12 months, have you received regular help with personal care from professional persons from the public sector or from a private organisation?
793	<a href="#">b706</a>	Has received any regular help over last 12 mnths from other person (W2)	discrete	numeric-1.0	31	3118	Over the last 12 months, have you (also) received such help from other people for whom providing such care is not a job?
794	<a href="#">b707_1</a>	From whom (provider 1 to 5) did R get the help (W2)	discrete	numeric-2.0	15	3134	From whom did you get this help?
795	<a href="#">b707_2</a>	From whom (provider 1 to 5) did R get the help (W2)	discrete	numeric-2.0	5	3144	From whom did you get this help?
796	<a href="#">b707_3</a>	From whom (provider 1 to 5) did R get the help (W2)	discrete	numeric-2.0	2	3147	From whom did you get this help?
797	<a href="#">b707_4</a>	From whom (provider 1 to 5) did R get the help (W2)	discrete	numeric-2.0	1	3148	From whom did you get this help?
798	<a href="#">b707_5</a>	From whom (provider 1 to 5) did R get the help (W2)	discrete	numeric-2.0	0	3149	From whom did you get this help?
799	<a href="#">b708_1</a>	Does this person 1 live in the R's hh (W2)	discrete	numeric-1.0	19	3130	Did this person live in the same household with you at that time?
800	<a href="#">b708_2</a>	Does this person 2 live in the R's hh (W2)	discrete	numeric-1.0	5	3144	Did this person live in the same household with you at that time?
801	<a href="#">b708_3</a>	Does this person 3 live in the R's hh (W2)	discrete	numeric-1.0	2	3147	Did this person live in the same household with you at that time?
802	<a href="#">b708_4</a>	Does this person 4 live in the R's hh (W2)	discrete	numeric-1.0	1	3148	Did this person live in the same household with you at that time?
803	<a href="#">b709_1</a>	Was this person 1 paid for the help (W2)	discrete	numeric-1.0	19	3130	Was [person, i.e. your partner, your father] paid for the help?
804	<a href="#">b709_2</a>	Was this person 2 paid for the help (W2)	discrete	numeric-1.0	5	3144	Was [person, i.e. your partner, your father] paid for the help?
805	<a href="#">b709_3</a>	Was this person 3 paid for the help (W2)	discrete	numeric-1.0	2	3147	Was [person, i.e. your partner, your father] paid for the help?
806	<a href="#">b709_4</a>	Was this person 4 paid for the help (W2)	discrete	numeric-1.0	1	3148	Was [person, i.e. your partner, your father] paid for the help?
807	<a href="#">b710</a>	Any regular help given over last 12 mnths (W2)	discrete	numeric-1.0	3149	0	Over the last 12 months, have you given people regular help with personal care such as eating, getting up, dressing, bathing, or using toilets? Do not include the care you may have given to small children.
808	<a href="#">b711_1</a>	To whom (receiver 1) did R give help (W2)	discrete	numeric-2.0	189	2960	Whom have you helped?
809	<a href="#">b711_2</a>	To whom (receiver 2) did R give help (W2)	discrete	numeric-2.0	21	3128	Whom have you helped?
810	<a href="#">b711_3</a>	To whom (receiver 3) did R give help (W2)	discrete	numeric-2.0	4	3145	Whom have you helped?
811	<a href="#">b711_4</a>	To whom (receiver 4) did R give help (W2)	discrete	numeric-2.0	1	3148	Whom have you helped?
812	<a href="#">b711_5</a>	To whom (receiver 5) did R give help (W2)	discrete	numeric-2.0	0	3149	Whom have you helped?



<b>File GGS_Wave2_CzechRepublic_V1.3.</b>							
#	Name	Label	Type	Format	Valid	Invalid	Question
813	<a href="#">b712_1</a>	Does this person 1 live in the R's hh (W2)	discrete	numeric-1.0	189	2960	Did you and this person live in the same household at that time?
814	<a href="#">b712_2</a>	Does this person 2 live in the R's hh (W2)	discrete	numeric-1.0	21	3128	Did you and this person live in the same household at that time?
815	<a href="#">b712_3</a>	Does this person 3 live in the R's hh (W2)	discrete	numeric-1.0	4	3145	Did you and this person live in the same household at that time?
816	<a href="#">b712_4</a>	Does this person 4 live in the R's hh (W2)	discrete	numeric-1.0	1	3148	Did you and this person live in the same household at that time?
817	<a href="#">b713</a>	Any exchange about R's personal experiences and feelings over last 12 mnths (W2)	discrete	numeric-1.0	3149	0	Over the last 12 months, have you talked to anyone about your personal experiences and feelings?
818	<a href="#">b714_1</a>	With whom (provider 1) did R talk to (W2)	discrete	numeric-2.0	2010	1139	Whom have you talked to?
819	<a href="#">b714_2</a>	With whom (provider 2) did R talk to (W2)	discrete	numeric-2.0	1265	1884	Whom have you talked to?
820	<a href="#">b714_3</a>	With whom (provider 3) did R talk to (W2)	discrete	numeric-2.0	810	2339	Whom have you talked to?
821	<a href="#">b714_4</a>	With whom (provider 4) did R talk to (W2)	discrete	numeric-2.0	450	2699	Whom have you talked to?
822	<a href="#">b714_5</a>	With whom (provider 5) did R talk to (W2)	discrete	numeric-2.0	182	2967	Whom have you talked to?
823	<a href="#">b715_1</a>	Does this person 1 live in the R's hh (W2)	discrete	numeric-1.0	2010	1139	Did you and this person live in the same household at that time?
824	<a href="#">b715_2</a>	Does this person 2 live in the R's hh (W2)	discrete	numeric-1.0	1265	1884	Did you and this person live in the same household at that time?
825	<a href="#">b715_3</a>	Does this person 3 live in the R's hh (W2)	discrete	numeric-1.0	810	2339	Did you and this person live in the same household at that time?
826	<a href="#">b715_4</a>	Does this person 4 live in the R's hh (W2)	discrete	numeric-1.0	450	2699	Did you and this person live in the same household at that time?
827	<a href="#">b715_5</a>	Does this person 5 live in the R's hh (W2)	discrete	numeric-1.0	182	2967	Did you and this person live in the same household at that time?
828	<a href="#">b716</a>	Any exchange about anyone's personal experiences and feelings over last 12 mnths (W2)	discrete	numeric-1.0	3149	0	Over the last 12 months, has anyone talked to you about his/her personal experiences and feelings?
829	<a href="#">b717_1</a>	With whom (receiver 1) did R talk to (W2)	discrete	numeric-2.0	2030	1119	Who was it?
830	<a href="#">b717_2</a>	With whom (receiver 2) did R talk to (W2)	discrete	numeric-2.0	1302	1847	Who was it?
831	<a href="#">b717_3</a>	With whom (receiver 3) did R talk to (W2)	discrete	numeric-2.0	867	2282	Who was it?
832	<a href="#">b717_4</a>	With whom (receiver 4) did R talk to (W2)	discrete	numeric-2.0	516	2633	Who was it?
833	<a href="#">b717_5</a>	With whom (receiver 5) did R talk to (W2)	discrete	numeric-2.0	231	2918	Who was it?
834	<a href="#">b718_1</a>	Does this person 1 live in the R's hh (W2)	discrete	numeric-1.0	2030	1119	Did you and this person live in the same household at that time?
835	<a href="#">b718_2</a>	Does this person 2 live in the R's hh (W2)	discrete	numeric-1.0	1302	1847	Did you and this person live in the same household at that time?



**File GGS\_Wave2\_CzechRepublic\_V1.3.**

#	Name	Label	Type	Format	Valid	Invalid	Question
836	<a href="#">b718_3</a>	Does this person 3 live in the R's hh (W2)	discrete	numeric-1.0	867	2282	Did you and this person live in the same household at that time?
837	<a href="#">b718_4</a>	Does this person 4 live in the R's hh (W2)	discrete	numeric-1.0	516	2633	Did you and this person live in the same household at that time?
838	<a href="#">b718_5</a>	Does this person 5 live in the R's hh (W2)	discrete	numeric-1.0	231	2918	Did you and this person live in the same household at that time?
839	<a href="#">b720_a</a>	Statements life experience: Plenty of people I can lean on in case of trouble (W2)	discrete	numeric-1.0	3149	0	There are plenty of people that I can lean on in case of trouble
840	<a href="#">b720_b</a>	Statements life experience: I experience a general sense of emptiness (W2)	discrete	numeric-1.0	3149	0	I experience a general sense of emptiness
841	<a href="#">b720_c</a>	Statements life experience: I miss having people around (W2)	discrete	numeric-1.0	3149	0	I miss having people around
842	<a href="#">b720_d</a>	Statements life experience: There are many people that I can count on completely (W2)	discrete	numeric-1.0	3149	0	There are many people that I can count on completely
843	<a href="#">b720_e</a>	Statements life experience: Often, I feel rejected (W2)	discrete	numeric-1.0	3149	0	Often, I feel rejected
844	<a href="#">b720_f</a>	Statements life experience: There are enough people that I feel close to (W2)	discrete	numeric-1.0	3149	0	There are enough people that I feel close to
845	<a href="#">b721_a</a>	Experience R prev. week: I felt I could not shake off the blues	discrete	numeric-1.0	3149	0	I felt that I could not shake off the blues even with help from my family or friends
846	<a href="#">b721_b</a>	Experience R prev. week: I felt depressed	discrete	numeric-1.0	3149	0	-
847	<a href="#">b721_c</a>	Experience R prev. week: I thought my life had been a failure	discrete	numeric-1.0	3149	0	I thought my life had been a failure
848	<a href="#">b721_d</a>	Experience R prev. week: I felt fearful	discrete	numeric-1.0	3149	0	I felt fearful
849	<a href="#">b721_e</a>	Experience R prev. week: I felt lonely	discrete	numeric-1.0	3149	0	I felt lonely
850	<a href="#">b721_f</a>	Experience R prev. week: I had crying spells	discrete	numeric-1.0	3149	0	I had crying spells
851	<a href="#">b721_g</a>	Experience R prev. week: I felt sad	discrete	numeric-1.0	3149	0	I felt sad
852	<a href="#">b801</a>	Current activity status (W2)	discrete	numeric-2.0	3149	0	Now I would like to ask you some questions about your present work and daily activities. [Interviewer Instruction: Look up the answer to 104, code it below, and follow the corresponding route to further questions.]
853	<a href="#">b802</a>	R on maternity, parental leave or childcare leave	discrete	numeric-1.0	26	3123	Are you on parental leave or on childcare leave?
854	<a href="#">b804</a>	How satisfied with leave (see satisfaction scale)	discrete	numeric-2.0	102	3047	How satisfied are you with being on maternity/parental/childcare leave? Please use this card and tell me the value on the scale.
855	<a href="#">b805b</a>	Full-time or part-time leave	discrete	numeric-1.0	0	3149	Is your leave full-time or part-time?

<b>File GGS_Wave2_CzechRepublic_V1.3.</b>							
#	Name	Label	Type	Format	Valid	Invalid	Question
856	<a href="#">b806</a>	Opportunity of resume work after parental leave	discrete	numeric-1.0	102	3047	Do you have the opportunity to resume your work after your maternity/parental/childcare leave has ended?
857	<a href="#">b807a</a>	Intention to resume work after leave	discrete	numeric-1.0	63	3086	Do you intend to resume your work after your leave has ended?
858	<a href="#">b807b</a>	Would like to resume work after leave	discrete	numeric-1.0	28	3121	Would you like to resume your work after your leave has ended?
859	<a href="#">b809</a>	How satisfied with being unemployed (see satisfaction scale) (W2)	discrete	numeric-2.0	108	3041	How satisfied are you with being unemployed? Please use this card and tell me the value on the scale.
860	<a href="#">b810</a>	Intention to take a job or start a business within the next 3 yrs (W2)	discrete	numeric-1.0	108	3041	Do you intend to take a job or start a business within the next three years?
861	<a href="#">b811</a>	Any job/business just before being unemployed	discrete	numeric-1.0	108	3041	Did you have a job or business directly before you became unemployed?
862	<a href="#">b813</a>	How satisfied with being student vocational training (see satisfaction scale) (W2)	discrete	numeric-2.0	111	3038	-
863	<a href="#">b814</a>	Intention to finish education within the next 3 yrs	discrete	numeric-1.0	111	3038	Do you intend to finish education within the next three years?
864	<a href="#">b815</a>	Any job/business just before starting education/vocational training	discrete	numeric-1.0	111	3038	Did you have a job or business directly before you started this education or training?
865	<a href="#">b817</a>	How satisfied with being retired (see satisfaction scale) (W2)	discrete	numeric-2.0	931	2218	How satisfied are you with being retired? Please use this card and tell me the value on the scale.
866	<a href="#">b818</a>	Intention to take a job within the next 3 yrs (W2)	discrete	numeric-1.0	876	2273	Do you intend to take a job or start a business within the next three years?
867	<a href="#">bn818</a>	Yr of retirement	discrete	numeric-1.0	931	2218	When did you retire?
868	<a href="#">b819</a>	Any job/business just before retiring	discrete	numeric-1.0	151	2998	Did you have a job or business directly before you retired?
869	<a href="#">b820</a>	Intention to take a job within the next 3 yrs (W2)	discrete	numeric-1.0	162	2987	Do you intend to take a job or start a business within the next three years?
870	<a href="#">b821</a>	Any job/business just before illness or handicap	discrete	numeric-1.0	187	2962	Did you have a job or business directly before your illness or handicap appeared?
871	<a href="#">b823</a>	How satisfied with being homemaker (see satisfaction scale) (W2)	discrete	numeric-2.0	16	3133	How satisfied are you with being homemaker? Please use this card and tell me the value on the scale.
872	<a href="#">b824</a>	Intention to take a job within the next 3 yrs (W2)	discrete	numeric-1.0	16	3133	Do you intend to take a job or start a business within the next three years?
873	<a href="#">b825</a>	Any job/business just before becoming homemaker	discrete	numeric-1.0	16	3133	Did you have a job or business directly before you became a homemaker?
874	<a href="#">b828</a>	Last occupation (see code ISCO) (W2)	discrete	numeric-4.0	392	2757	What was your last occupation? Please describe the principal activity you performed.
875	<a href="#">b828_1dig</a>	Last occupation (see code ISCO) (W2)	discrete	numeric-2.0	403	2746	What was your last occupation? Please describe the principal activity you performed.
876	<a href="#">b829</a>	Class of worker	discrete	numeric-1.0	403	2746	Was this job or business...

<b>File GGS_Wave2_CzechRepublic_V1.3.</b>							
#	Name	Label	Type	Format	Valid	Invalid	Question
877	<a href="#">b830</a>	Reason for stopping prev. job/business	discrete	numeric-2.0	403	2746	Why did you stop working in your previous job or business? Please indicate the main reason.
878	<a href="#">b831</a>	Any paid work in the last 7 days ending last Sunday	discrete	numeric-1.0	1371	1778	Did you do any paid work in the 7 days ending last Sunday, either as an employee or self-employed?
879	<a href="#">b832</a>	Current occupation (see code ISCO) (W2)	discrete	numeric-4.0	1768	1381	What is your current occupation? Please describe the principal activity you perform.
880	<a href="#">b832_1dig</a>	Current occupation (see code ISCO) (W2)	discrete	numeric-1.0	1768	1381	What is your current occupation? Please describe the principal activity you perform.
881	<a href="#">b833m</a>	Starting date (mnth) of job/business (W2)	discrete	numeric-2.0	1666	1483	In what month and year did you start this job or business?
882	<a href="#">b833y</a>	Starting date (yr) of job/business (W2)	discrete	numeric-4.0	1780	1369	In what month and year did you start this job or business?
883	<a href="#">b835</a>	Number of hrs usually working per week (W2)	discrete	numeric-3.2	1751	1398	How many hours per week do you normally work in this job or business including overtime?
884	<a href="#">b836</a>	Location of work place (W2)	discrete	numeric-1.0	1816	1333	Which of the following statements best describes where you work?
885	<a href="#">b837</a>	Work schedule	discrete	numeric-2.0	1816	1333	When do you usually work at this job? Please choose your answer from the card.
886	<a href="#">b838</a>	Class of worker	discrete	numeric-1.0	1816	1333	Are you ...
887	<a href="#">b839</a>	Satisfaction about current job (see satisfaction scale) (W2)	discrete	numeric-2.0	1610	1539	How satisfied are you with your current job? Please use this card and tell me the value on the scale.
888	<a href="#">b840</a>	Supervision or co-ordination responsibilities (W2)	discrete	numeric-1.0	1610	1539	Do you supervise or co-ordinate the work of any personnel?
889	<a href="#">b841</a>	Sex composition of business or organization local unit (W2)	discrete	numeric-1.0	1610	1539	Is your local unit of the business or organisation where you work composed mostly of men, women or equally composed?
890	<a href="#">b842</a>	Business or organization private, public of mixed	discrete	numeric-1.0	1610	1539	Is the business or organisation where you work private, public or mixed?
891	<a href="#">b843_1</a>	Services/benefits employer: 1 (W2)	discrete	numeric-1.0	1610	1539	Are you entitled to any of the following services or benefits that are either free or subsidised and are paid for by the business or organisation that you work for?
892	<a href="#">b843_2</a>	Services/benefits employer: 2 (W2)	discrete	numeric-1.0	1610	1539	Are you entitled to any of the following services or benefits that are either free or subsidised and are paid for by the business or organisation that you work for?
893	<a href="#">b843_3</a>	Services/benefits employer: 3 (W2)	discrete	numeric-1.0	1610	1539	Are you entitled to any of the following services or benefits that are either free or subsidised and are paid for by the business or organisation that you work for?
894	<a href="#">b843_4</a>	Services/benefits employer: 4 (W2)	discrete	numeric-1.0	1610	1539	Are you entitled to any of the following services or benefits that are either free or subsidised and are paid for by the

<b>File GGS_Wave2_CzechRepublic_V1.3.</b>							
#	Name	Label	Type	Format	Valid	Invalid	Question
							business or organisation that you work for?
895	<a href="#">b843_5</a>	Services/benefits employer: 5	discrete	numeric-1.0	1610	1539	Are you entitled to any of the following services or benefits that are either free or subsidised and are paid for by the business or organisation that you work for?
896	<a href="#">b844</a>	Employer allows flexible time arrangements for personal reason (W2)	discrete	numeric-1.0	1610	1539	Does your employer allow regular flexible time arrangements for personal reasons, like for adapting to children's schedules?
897	<a href="#">b845</a>	Type of contract (W2)	discrete	numeric-1.0	1610	1539	Is your current work contract, if you have any, a permanent contract, a fixed-term contract, or a temporary contract?
898	<a href="#">b846</a>	Regularity of work	discrete	numeric-1.0	1610	1539	Aside from working time or hours, which of the following would best describe the regularity or irregularity of your work?
899	<a href="#">b847</a>	Satisfaction about job security (see satisfaction scale) (W2)	discrete	numeric-2.0	1610	1539	And how satisfied are you with job security? Please use this card and tell me the value on the scale.
900	<a href="#">b848</a>	Intention to change company or start a business within next 3 yrs	discrete	numeric-1.0	1610	1539	Do you intend to change company or start a business within the next three years?
901	<a href="#">b849</a>	Intention to give up paid work within next 3 yrs (W2)	discrete	numeric-1.0	1610	1539	Do you intend to give up paid work within the next three years?
902	<a href="#">b850</a>	Satisfaction about self-employment (see satisfaction scale) (W2)	discrete	numeric-2.0	206	2943	How satisfied are you with your self-employment? Please use this card and tell me the value on the scale.
903	<a href="#">b851</a>	Number of paid employees	discrete	numeric-2.0	206	2943	How many paid employees do you have, including family members who work for pay?
904	<a href="#">b852</a>	Expectations about development of the business or farm within next 3 yrs	discrete	numeric-1.0	165	2984	What are your expectations about the development of your business or farm within the next three years? Do you think your business or farm will ...
905	<a href="#">b853</a>	Intention to start a new business or take a job within next 3 yrs	discrete	numeric-1.0	206	2943	Do you intend to start a new business or take a job during the next three years?
906	<a href="#">b854</a>	Intention to give up paid work during next 3 yrs (W2)	discrete	numeric-1.0	206	2943	Do you intend to give up paid work during the next three years?
907	<a href="#">b855_a</a>	I have come home from work too tired to do chores that need to be done (W2)	discrete	numeric-1.0	1756	1393	I have come home from work too tired to do the chores that need to be done
908	<a href="#">b855_b</a>	Difficult fulfill family responsibilities because of amount time spent on job (W2)	discrete	numeric-1.0	1617	1532	It has been difficult for me to fulfil my family responsibilities because of the amount of time I spent on my job
909	<a href="#">b855_c</a>	I have arrived at work too tired to function well because of hh work (W2)	discrete	numeric-1.0	1657	1492	I have arrived at work too tired to function well because of the household work I had done
910	<a href="#">b855_d</a>	I have found it difficult concentrate at work due to family responsibilities (W2)	discrete	numeric-1.0	1598	1551	I have found it difficult to concentrate at work because of my family responsibilities

**File GGS\_Wave2\_CzechRepublic\_V1.3.**

#	Name	Label	Type	Format	Valid	Invalid	Question
911	<a href="#">b856</a>	Intention to retire or take early retirement within next 3 yrs (W2)	discrete	numeric-1.0	310	2839	Do you intend to retire or take early retirement within the next three years?
912	<a href="#">b860</a>	Any income from additional job/business	discrete	numeric-1.0	1813	1336	Do you currently earn money from an additional job or business? This includes any kind of work like part-time work, odd jobs, homework, second jobs, part-time self-employment, running a small business, or part-time agriculture.
913	<a href="#">b861</a>	Kind of activity of additional job/business (see code ISCO)	continuous	numeric-4.0	101	3048	What kind of activity is this?
914	<a href="#">b861_1dig</a>	Kind of activity of additional job/business (see code ISCO)	discrete	numeric-1.0	101	3048	What kind of activity is this?
915	<a href="#">b862</a>	Number of hrs usually working per week on additional job/business (W2)	discrete	numeric-3.2	108	3041	How many hours per week do you normally work in your additional job or business including overtime?
916	<a href="#">b863</a>	Class of worker of additional job/business	discrete	numeric-1.0	109	3040	Is this additional job or business ...
917	<a href="#">b864_1</a>	Types income received last 12 mnths: 1 (W2)	discrete	numeric-4.0	2890	259	This list shows different types of income. Please tell me which of these types of income have you personally received during the last 12 months.
918	<a href="#">b864_2</a>	Types income received last 12 mnths: 2 (W2)	discrete	numeric-4.0	407	2742	This list shows different types of income. Please tell me which of these types of income have you personally received during the last 12 months.
919	<a href="#">b864_3</a>	Types income received last 12 mnths: 3 (W2)	discrete	numeric-4.0	31	3118	This list shows different types of income. Please tell me which of these types of income have you personally received during the last 12 months.
920	<a href="#">b864_4</a>	Types income received last 12 mnths: 4 (W2)	discrete	numeric-4.0	2	3147	This list shows different types of income. Please tell me which of these types of income have you personally received during the last 12 months.
921	<a href="#">b865_1</a>	Number of payments received last 12 mnths type income 1	continuous	numeric-4.0	2861	288	How many times have you received this {payment type} during the last 12 months?
922	<a href="#">b865_2</a>	Number of payments received last 12 mnths type income 2	discrete	numeric-3.0	394	2755	How many times have you received this {payment type} during the last 12 months?
923	<a href="#">b865_3</a>	Number of payments received last 12 mnths type income 3	discrete	numeric-2.0	29	3120	How many times have you received this {payment type} during the last 12 months?
924	<a href="#">b865_4</a>	Number of payments received last 12 mnths type income 4	discrete	numeric-1.0	1	3148	How many times have you received this {payment type} during the last 12 months?
925	<a href="#">b866_1</a>	Net amount of payment type income 1	continuous	numeric-11.2	2090	1059	What was the average net amount of this payment? For payment types 1 and 2: If you are working with an employer, please include also earnings from any overtime you normally did. Please give me the net-amount, that is, the take-home pay.
926	<a href="#">b866_2</a>	Net amount of payment type income 2	continuous	numeric-11.2	312	2837	What was the average net amount of this payment? For payment types 1 and 2: If you are working with an employer,

File GGS_Wave2_CzechRepublic_V1.3.							
#	Name	Label	Type	Format	Valid	Invalid	Question
							please include also earnings from any overtime you normally did. Please give me the net-amount, that is, the take-home pay.
927	<a href="#">b866_3</a>	Net amount of payment type income 3	continuous	numeric-6.2	29	3120	What was the average net amount of this payment? For payment types 1 and 2: If you are working with an employer, please include also earnings from any overtime you normally did. Please give me the net-amount, that is, the take-home pay.
928	<a href="#">b866_4</a>	Net amount of payment type income 4	discrete	numeric-1.0	1	3148	What was the average net amount of this payment? For payment types 1 and 2: If you are working with an employer, please include also earnings from any overtime you normally did. Please give me the net-amount, that is, the take-home pay.
929	<a href="#">b867_1</a>	Range amount received from payment type income 1	continuous	numeric-4.0	615	2534	Please look at this card and give me the approximate range of the amount you received each time from that [payment type].
930	<a href="#">b867_2</a>	Range amount received from payment type income 2	continuous	numeric-4.0	84	3065	Please look at this card and give me the approximate range of the amount you received each time from that [payment type].
931	<a href="#">b870</a>	Current activity Status Respondent (W2)	discrete	numeric-2.0	3149	0	-
932	<a href="#">b871m</a>	Month start current activity Respondent (W2)	discrete	numeric-2.0	2551	598	In what month and year did you start this job or business?
933	<a href="#">b875</a>	Any work during the last seven days Respondent (not asked when currently working (W2)	discrete	numeric-1.0	1371	1778	Did you do any paid work in the 7 days ending last Sunday, either as an employee or self-employed?
934	<a href="#">bn831</a>	Full-time or part-time	discrete	numeric-1.0	137	3012	Is your work full-time or part-time?
935	<a href="#">b871y</a>	Year start current activity Respondent (W2)	discrete	numeric-4.0	2719	430	In what month and year did you start this job or business?
936	<a href="#">b871AgeR</a>	R's age at start of current activity status (W2)	discrete	numeric-3.0	2719	430	In what month and year did you start this job or business?
937	<a href="#">bn871_1</a>	Working status 1 (W2)	discrete	numeric-2.0	3149	0	Which of the items on the card best describes what you were mainly doing at age 16?
938	<a href="#">bn871_2</a>	Working status 2 (W2)	discrete	numeric-2.0	2855	294	Which of the items on the card best describes what you were mainly doing next?
939	<a href="#">bn871_3</a>	Working status 3 (W2)	discrete	numeric-2.0	1884	1265	Which of the items on the card best describes what you were mainly doing next?
940	<a href="#">bn871_4</a>	Working status 4 (W2)	discrete	numeric-2.0	1119	2030	Which of the items on the card best describes what you were mainly doing next?
941	<a href="#">bn871_5</a>	Working status 5 (W2)	discrete	numeric-2.0	661	2488	Which of the items on the card best describes what you were mainly doing next?

<b>File GGS_Wave2_CzechRepublic_V1.3.</b>							
#	Name	Label	Type	Format	Valid	Invalid	Question
942	<a href="#">bn871_6</a>	Working status 6 (W2)	discrete	numeric-2.0	359	2790	Which of the items on the card best describes what you were mainly doing next?
943	<a href="#">bn871_7</a>	Working status 7 (W2)	discrete	numeric-2.0	192	2957	Which of the items on the card best describes what you were mainly doing next?
944	<a href="#">bn871_8</a>	Working status 8 (W2)	discrete	numeric-2.0	72	3077	Which of the items on the card best describes what you were mainly doing next?
945	<a href="#">bn871_9</a>	Working status 9 (W2)	discrete	numeric-2.0	37	3112	Which of the items on the card best describes what you were mainly doing next?
946	<a href="#">bn871_10</a>	Working status 10 (W2)	discrete	numeric-2.0	18	3131	Which of the items on the card best describes what you were mainly doing next?
947	<a href="#">bn871_11</a>	Working status 11 (W2)	discrete	numeric-1.0	6	3143	Which of the items on the card best describes what you were mainly doing next?
948	<a href="#">bn871_12</a>	Working status 12 (W2)	discrete	numeric-1.0	4	3145	Which of the items on the card best describes what you were mainly doing next?
949	<a href="#">b872</a>	Satisfaction with current activity Respondent (W2)	discrete	numeric-2.0	2962	187	How satisfied are you with being [current activity]? Please use this card and tell me the value on the scale.
950	<a href="#">bn872m_1</a>	Starting date (month) of activity (W2)	discrete	numeric-2.0	2855	294	When did this period of [activity] start?
951	<a href="#">bn872m_2</a>	Starting date (month) of activity (W2)	discrete	numeric-2.0	2591	558	When did this period of [activity] start?
952	<a href="#">bn872m_3</a>	Starting date (month) of activity (W2)	discrete	numeric-2.0	1627	1522	When did this period of [activity] start?
953	<a href="#">bn872m_4</a>	Starting date (month) of activity (W2)	discrete	numeric-2.0	994	2155	When did this period of [activity] start?
954	<a href="#">bn872m_5</a>	Starting date (month) of activity (W2)	discrete	numeric-2.0	589	2560	When did this period of [activity] start?
955	<a href="#">bn872m_6</a>	Starting date (month) of activity (W2)	discrete	numeric-2.0	324	2825	When did this period of [activity] start?
956	<a href="#">bn872m_7</a>	Starting date (month) of activity (W2)	discrete	numeric-2.0	170	2979	When did this period of [activity] start?
957	<a href="#">bn872m_8</a>	Starting date (month) of activity (W2)	discrete	numeric-2.0	61	3088	When did this period of [activity] start?
958	<a href="#">bn872m_9</a>	Starting date (month) of activity (W2)	discrete	numeric-2.0	33	3116	When did this period of [activity] start?
959	<a href="#">bn872m_10</a>	Starting date (month) of activity (W2)	discrete	numeric-2.0	17	3132	When did this period of [activity] start?
960	<a href="#">bn872m_11</a>	Starting date (month) of activity (W2)	discrete	numeric-2.0	5	3144	When did this period of [activity] start?
961	<a href="#">bn872m_12</a>	Starting date (month) of activity (W2)	discrete	numeric-2.0	3	3146	When did this period of [activity] start?
962	<a href="#">bn872y_1</a>	Starting date (year) of activity (W2)	discrete	numeric-4.0	3023	126	When did this period of [activity] start?



File GGS_Wave2_CzechRepublic_V1.3.							
#	Name	Label	Type	Format	Valid	Invalid	Question
963	<a href="#">bn872y_2</a>	Starting date (year) of activity (W2)	discrete	numeric-4.0	2808	341	When did this period of [activity] start?
964	<a href="#">bn872y_3</a>	Starting date (year) of activity (W2)	discrete	numeric-4.0	1851	1298	When did this period of [activity] start?
965	<a href="#">bn872y_4</a>	Starting date (year) of activity (W2)	discrete	numeric-4.0	1106	2043	When did this period of [activity] start?
966	<a href="#">bn872y_5</a>	Starting date (year) of activity (W2)	discrete	numeric-4.0	650	2499	When did this period of [activity] start?
967	<a href="#">bn872y_6</a>	Starting date (year) of activity (W2)	discrete	numeric-4.0	354	2795	When did this period of [activity] start?
968	<a href="#">bn872y_7</a>	Starting date (year) of activity (W2)	discrete	numeric-4.0	188	2961	When did this period of [activity] start?
969	<a href="#">bn872y_8</a>	Starting date (year) of activity (W2)	discrete	numeric-4.0	69	3080	When did this period of [activity] start?
970	<a href="#">bn872y_9</a>	Starting date (year) of activity (W2)	discrete	numeric-4.0	36	3113	When did this period of [activity] start?
971	<a href="#">bn872y_10</a>	Starting date (year) of activity (W2)	discrete	numeric-4.0	17	3132	When did this period of [activity] start?
972	<a href="#">bn872y_11</a>	Starting date (year) of activity (W2)	discrete	numeric-4.0	5	3144	When did this period of [activity] start?
973	<a href="#">bn872y_12</a>	Starting date (year) of activity (W2)	discrete	numeric-4.0	3	3146	When did this period of [activity] start?
974	<a href="#">b873</a>	Any job or business before current activity Respondent (not asked when working) (W2)	discrete	numeric-1.0	573	2576	Did you have a job or business directly before you started [current activity]?
975	<a href="#">bn873m_1</a>	Ending date (month) of activity (W2)	discrete	numeric-2.0	2889	260	When did this period of [activity] end?
976	<a href="#">bn873m_2</a>	Ending date (month) of activity (W2)	discrete	numeric-2.0	2602	547	When did this period of [activity] end?
977	<a href="#">bn873m_3</a>	Ending date (month) of activity (W2)	discrete	numeric-2.0	1757	1392	When did this period of [activity] end?
978	<a href="#">bn873m_4</a>	Ending date (month) of activity (W2)	discrete	numeric-2.0	1047	2102	When did this period of [activity] end?
979	<a href="#">bn873m_5</a>	Ending date (month) of activity (W2)	discrete	numeric-2.0	625	2524	When did this period of [activity] end?
980	<a href="#">bn873m_6</a>	Ending date (month) of activity (W2)	discrete	numeric-2.0	337	2812	When did this period of [activity] end?
981	<a href="#">bn873m_7</a>	Ending date (month) of activity (W2)	discrete	numeric-2.0	180	2969	When did this period of [activity] end?
982	<a href="#">bn873m_8</a>	Ending date (month) of activity (W2)	discrete	numeric-2.0	68	3081	When did this period of [activity] end?
983	<a href="#">bn873m_9</a>	Ending date (month) of activity (W2)	discrete	numeric-2.0	36	3113	When did this period of [activity] end?
984	<a href="#">bn873m_10</a>	Ending date (month) of activity (W2)	discrete	numeric-2.0	17	3132	When did this period of [activity] end?
985	<a href="#">bn873m_11</a>	Ending date (month) of activity (W2)	discrete	numeric-2.0	5	3144	When did this period of [activity] end?
986	<a href="#">bn873m_12</a>	Ending date (month) of activity (W2)	discrete	numeric-2.0	3	3146	When did this period of [activity] end?



<b>File GGS_Wave2_CzechRepublic_V1.3.</b>							
#	Name	Label	Type	Format	Valid	Invalid	Question
987	<a href="#">bn873y_1</a>	Ending date (year) of activity (W2)	discrete	numeric-4.0	3101	48	When did this period of [activity] end?
988	<a href="#">bn873y_2</a>	Ending date (year) of activity (W2)	discrete	numeric-4.0	2824	325	When did this period of [activity] end?
989	<a href="#">bn873y_3</a>	Ending date (year) of activity (W2)	discrete	numeric-4.0	1868	1281	When did this period of [activity] end?
990	<a href="#">bn873y_4</a>	Ending date (year) of activity (W2)	discrete	numeric-4.0	1109	2040	When did this period of [activity] end?
991	<a href="#">bn873y_5</a>	Ending date (year) of activity (W2)	discrete	numeric-4.0	655	2494	When did this period of [activity] end?
992	<a href="#">bn873y_6</a>	Ending date (year) of activity (W2)	discrete	numeric-4.0	355	2794	When did this period of [activity] end?
993	<a href="#">bn873y_7</a>	Ending date (year) of activity (W2)	discrete	numeric-4.0	189	2960	When did this period of [activity] end?
994	<a href="#">bn873y_8</a>	Ending date (year) of activity (W2)	discrete	numeric-4.0	71	3078	When did this period of [activity] end?
995	<a href="#">bn873y_9</a>	Ending date (year) of activity (W2)	discrete	numeric-4.0	36	3113	When did this period of [activity] end?
996	<a href="#">bn873y_10</a>	Ending date (year) of activity (W2)	discrete	numeric-4.0	17	3132	When did this period of [activity] end?
997	<a href="#">bn873y_11</a>	Ending date (year) of activity (W2)	discrete	numeric-4.0	5	3144	When did this period of [activity] end?
998	<a href="#">bn873y_12</a>	Ending date (year) of activity (W2)	discrete	numeric-4.0	3	3146	When did this period of [activity] end?
999	<a href="#">b874</a>	Intention to take a job within the next three years Respondent (not asked when c (W2)	discrete	numeric-1.0	1162	1987	Do you intend to take a job or start a business within the next three years?
1000	<a href="#">bn874_1</a>	Highest reached education level (W2)	discrete	numeric-2.0	2708	441	Which type of diploma or degree did you receive with these studies?
1001	<a href="#">bn874_2</a>	Highest reached education level (W2)	discrete	numeric-2.0	64	3085	Which type of diploma or degree did you receive with these studies?
1002	<a href="#">bn874_3</a>	Highest reached education level (W2)	discrete	numeric-2.0	48	3101	Which type of diploma or degree did you receive with these studies?
1003	<a href="#">bn874_4</a>	Highest reached education level (W2)	discrete	numeric-1.0	9	3140	Which type of diploma or degree did you receive with these studies?
1004	<a href="#">bn874_5</a>	Highest reached education level (W2)	discrete	numeric-1.0	6	3143	Which type of diploma or degree did you receive with these studies?
1005	<a href="#">bn874_6</a>	Highest reached education level (W2)	discrete	numeric-1.0	2	3147	Which type of diploma or degree did you receive with these studies?
1006	<a href="#">bn875_1</a>	Full-time or part time of activity	discrete	numeric-1.0	374	2775	Was it full time or part time?
1007	<a href="#">bn875_2</a>	Full-time or part time of activity	discrete	numeric-1.0	2288	861	Was it full time or part time?
1008	<a href="#">bn875_3</a>	Full-time or part time of activity	discrete	numeric-1.0	508	2641	Was it full time or part time?
1009	<a href="#">bn875_4</a>	Full-time or part time of activity	discrete	numeric-1.0	801	2348	Was it full time or part time?
1010	<a href="#">bn875_5</a>	Full-time or part time of activity	discrete	numeric-1.0	200	2949	Was it full time or part time?

**File GGS\_Wave2\_CzechRepublic\_V1.3.**

#	Name	Label	Type	Format	Valid	Invalid	Question
1011	<a href="#">bn875_6</a>	Full-time or part time of activity	discrete	numeric-1.0	242	2907	Was it full time or part time?
1012	<a href="#">bn875_7</a>	Full-time or part time of activity	discrete	numeric-1.0	52	3097	Was it full time or part time?
1013	<a href="#">bn875_8</a>	Full-time or part time of activity	discrete	numeric-1.0	47	3102	Was it full time or part time?
1014	<a href="#">bn875_9</a>	Full-time or part time of activity	discrete	numeric-1.0	13	3136	Was it full time or part time?
1015	<a href="#">bn875_10</a>	Full-time or part time of activity	discrete	numeric-1.0	9	3140	Was it full time or part time?
1016	<a href="#">bn875_11</a>	Full-time or part time of activity	discrete	numeric-1.0	4	3145	Was it full time or part time?
1017	<a href="#">bn875_12</a>	Full-time or part time of activity	discrete	numeric-1.0	3	3146	Was it full time or part time?
1018	<a href="#">bn876m_1</a>	Starting date (month) of part time	discrete	numeric-2.0	9	3140	When did the first/next period of part time work start?
1019	<a href="#">bn876m_2</a>	Starting date (month) of part time	discrete	numeric-2.0	29	3120	When did the first/next period of part time work start?
1020	<a href="#">bn876m_3</a>	Starting date (month) of part time	discrete	numeric-2.0	3	3146	When did the first/next period of part time work start?
1021	<a href="#">bn876m_4</a>	Starting date (month) of part time	discrete	numeric-2.0	6	3143	When did the first/next period of part time work start?
1022	<a href="#">bn876m_5</a>	Starting date (month) of part time	continuous	numeric-2.0	0	3149	When did the first/next period of part time work start?
1023	<a href="#">bn876m_6</a>	Starting date (month) of part time	discrete	numeric-2.0	3	3146	When did the first/next period of part time work start?
1024	<a href="#">bn876m_7</a>	Starting date (month) of part time	continuous	numeric-2.0	0	3149	When did the first/next period of part time work start?
1025	<a href="#">bn876m_8</a>	Starting date (month) of part time	discrete	numeric-1.0	1	3148	When did the first/next period of part time work start?
1026	<a href="#">bn876m_9</a>	Starting date (month) of part time	continuous	numeric-2.0	1	3148	When did the first/next period of part time work start?
1027	<a href="#">bn876y_1</a>	Starting date (year) of part time	continuous	numeric-4.0	10	3139	When did the first/next period of part time work start?
1028	<a href="#">bn876y_2</a>	Starting date (year) of part time	continuous	numeric-4.0	33	3116	When did the first/next period of part time work start?
1029	<a href="#">bn876y_3</a>	Starting date (year) of part time	continuous	numeric-4.0	3	3146	When did the first/next period of part time work start?
1030	<a href="#">bn876y_4</a>	Starting date (year) of part time	continuous	numeric-4.0	6	3143	When did the first/next period of part time work start?
1031	<a href="#">bn876y_5</a>	Starting date (year) of part time	continuous	numeric-4.0	0	3149	When did the first/next period of part time work start?
1032	<a href="#">bn876y_6</a>	Starting date (year) of part time	continuous	numeric-4.0	5	3144	When did the first/next period of part time work start?
1033	<a href="#">bn876y_7</a>	Starting date (year) of part time	continuous	numeric-4.0	1	3148	When did the first/next period of part time work start?
1034	<a href="#">bn876y_8</a>	Starting date (year) of part time	continuous	numeric-4.0	1	3148	When did the first/next period of part time work start?

File GGS_Wave2_CzechRepublic_V1.3.							
#	Name	Label	Type	Format	Valid	Invalid	Question
1035	<a href="#">bn876y_9</a>	Starting date (year) of part time	continuous	numeric-4.0	1	3148	When did the first/next period of part time work start?
1036	<a href="#">bn876_1A..</a>	R's age at the start of part time	continuous	numeric-3.0	10	3139	When did the first/next period of part time work start?
1037	<a href="#">bn876_2A..</a>	R's age at the start of part time	continuous	numeric-3.0	33	3116	When did the first/next period of part time work start?
1038	<a href="#">bn876_3A..</a>	R's age at the start of part time	continuous	numeric-3.0	3	3146	When did the first/next period of part time work start?
1039	<a href="#">bn876_4A..</a>	R's age at the start of part time	continuous	numeric-3.0	6	3143	When did the first/next period of part time work start?
1040	<a href="#">bn876_5A..</a>	R's age at the start of part time	continuous	numeric-3.0	0	3149	When did the first/next period of part time work start?
1041	<a href="#">bn876_6A..</a>	R's age at the start of part time	continuous	numeric-2.0	5	3144	When did the first/next period of part time work start?
1042	<a href="#">bn876_7A..</a>	R's age at the start of part time	continuous	numeric-2.0	1	3148	When did the first/next period of part time work start?
1043	<a href="#">bn876_8A..</a>	R's age at the start of part time	continuous	numeric-2.0	1	3148	When did the first/next period of part time work start?
1044	<a href="#">bn876_9A..</a>	R's age at the start of part time	continuous	numeric-2.0	1	3148	When did the first/next period of part time work start?
1045	<a href="#">bn877m_1</a>	Ending date (month) of part time	discrete	numeric-2.0	9	3140	When did this period of part time work end?
1046	<a href="#">bn877m_2</a>	Ending date (month) of part time	discrete	numeric-2.0	26	3123	When did this period of part time work end?
1047	<a href="#">bn877m_3</a>	Ending date (month) of part time	discrete	numeric-2.0	3	3146	When did this period of part time work end?
1048	<a href="#">bn877m_4</a>	Ending date (month) of part time	discrete	numeric-2.0	5	3144	When did this period of part time work end?
1049	<a href="#">bn877m_5</a>	Ending date (month) of part time	continuous	numeric-2.0	0	3149	When did this period of part time work end?
1050	<a href="#">bn877m_6</a>	Ending date (month) of part time	discrete	numeric-2.0	3	3146	When did this period of part time work end?
1051	<a href="#">bn877m_7</a>	Ending date (month) of part time	continuous	numeric-2.0	0	3149	When did this period of part time work end?
1052	<a href="#">bn877m_8</a>	Ending date (month) of part time	discrete	numeric-1.0	1	3148	When did this period of part time work end?
1053	<a href="#">bn877m_9</a>	Ending date (month) of part time	discrete	numeric-1.0	1	3148	When did this period of part time work end?
1054	<a href="#">bn877y_1</a>	Ending date (year) of part time	continuous	numeric-4.0	10	3139	When did this period of part time work end?
1055	<a href="#">bn877y_2</a>	Ending date (year) of part time	continuous	numeric-4.0	29	3120	When did this period of part time work end?
1056	<a href="#">bn877y_3</a>	Ending date (year) of part time	continuous	numeric-4.0	4	3145	When did this period of part time work end?
1057	<a href="#">bn877y_4</a>	Ending date (year) of part time	continuous	numeric-4.0	6	3143	When did this period of part time work end?
1058	<a href="#">bn877y_5</a>	Ending date (year) of part time	continuous	numeric-4.0	0	3149	When did this period of part time work end?

<b>File GGS_Wave2_CzechRepublic_V1.3.</b>							
#	Name	Label	Type	Format	Valid	Invalid	Question
1059	<a href="#">bn877y_6</a>	Ending date (year) of part time	continuous	numeric-4.0	5	3144	When did this period of part time work end?
1060	<a href="#">bn877y_7</a>	Ending date (year) of part time	continuous	numeric-4.0	1	3148	When did this period of part time work end?
1061	<a href="#">bn877y_8</a>	Ending date (year) of part time	continuous	numeric-4.0	1	3148	When did this period of part time work end?
1062	<a href="#">bn877y_9</a>	Ending date (year) of part time	continuous	numeric-4.0	1	3148	When did this period of part time work end?
1063	<a href="#">bn877_1A..</a>	R's age at the end of part time	continuous	numeric-3.0	10	3139	When did this period of part time work end?
1064	<a href="#">bn877_2A..</a>	R's age at the end of part time	continuous	numeric-3.0	29	3120	When did this period of part time work end?
1065	<a href="#">bn877_3A..</a>	R's age at the end of part time	continuous	numeric-3.0	4	3145	When did this period of part time work end?
1066	<a href="#">bn877_4A..</a>	R's age at the end of part time	continuous	numeric-3.0	6	3143	When did this period of part time work end?
1067	<a href="#">bn877_5A..</a>	R's age at the end of part time	continuous	numeric-3.0	0	3149	When did this period of part time work end?
1068	<a href="#">bn877_6A..</a>	R's age at the end of part time	continuous	numeric-2.0	5	3144	When did this period of part time work end?
1069	<a href="#">bn877_7A..</a>	R's age at the end of part time	continuous	numeric-2.0	1	3148	When did this period of part time work end?
1070	<a href="#">bn877_8A..</a>	R's age at the end of part time	continuous	numeric-2.0	1	3148	When did this period of part time work end?
1071	<a href="#">bn877_9A..</a>	R's age at the end of part time	continuous	numeric-2.0	1	3148	When did this period of part time work end?
1072	<a href="#">bn878m_1</a>	Starting date (month) of last part time	discrete	numeric-2.0	4	3145	(If there were more subsequent periods:) When did the last period of part time work start?
1073	<a href="#">bn878m_2</a>	Starting date (month) of last part time	discrete	numeric-2.0	9	3140	(If there were more subsequent periods:) When did the last period of part time work start?
1074	<a href="#">bn878m_3</a>	Starting date (month) of last part time	discrete	numeric-2.0	2	3147	(If there were more subsequent periods:) When did the last period of part time work start?
1075	<a href="#">bn878m_4</a>	Starting date (month) of last part time	discrete	numeric-2.0	2	3147	(If there were more subsequent periods:) When did the last period of part time work start?
1076	<a href="#">bn878m_5</a>	Starting date (month) of last part time	continuous	numeric-2.0	0	3149	(If there were more subsequent periods:) When did the last period of part time work start?
1077	<a href="#">bn878m_6</a>	Starting date (month) of last part time	continuous	numeric-2.0	1	3148	(If there were more subsequent periods:) When did the last period of part time work start?
1078	<a href="#">bn878m_7</a>	Starting date (month) of last part time	continuous	numeric-2.0	0	3149	(If there were more subsequent periods:) When did the last period of part time work start?
1079	<a href="#">bn878m_8</a>	Starting date (month) of last part time	continuous	numeric-2.0	0	3149	(If there were more subsequent periods:) When did the last period of part time work start?

<b>File GGS_Wave2_CzechRepublic_V1.3.</b>							
#	Name	Label	Type	Format	Valid	Invalid	Question
1080	<a href="#">bn878m_9</a>	Starting date (month) of last part time	discrete	numeric-1.0	1	3148	(If there were more subsequent periods:) When did the last period of part time work start?
1081	<a href="#">bn878y_1</a>	Starting date (year) of last part time	continuous	numeric-4.0	6	3143	(If there were more subsequent periods:) When did the last period of part time work start?
1082	<a href="#">bn878y_2</a>	Starting date (year) of last part time	continuous	numeric-4.0	11	3138	(If there were more subsequent periods:) When did the last period of part time work start?
1083	<a href="#">bn878y_3</a>	Starting date (year) of last part time	continuous	numeric-4.0	2	3147	(If there were more subsequent periods:) When did the last period of part time work start?
1084	<a href="#">bn878y_4</a>	Starting date (year) of last part time	continuous	numeric-4.0	2	3147	(If there were more subsequent periods:) When did the last period of part time work start?
1085	<a href="#">bn878y_5</a>	Starting date (year) of last part time	continuous	numeric-4.0	0	3149	(If there were more subsequent periods:) When did the last period of part time work start?
1086	<a href="#">bn878y_6</a>	Starting date (year) of last part time	continuous	numeric-4.0	1	3148	(If there were more subsequent periods:) When did the last period of part time work start?
1087	<a href="#">bn878y_7</a>	Starting date (year) of last part time	continuous	numeric-4.0	0	3149	(If there were more subsequent periods:) When did the last period of part time work start?
1088	<a href="#">bn878y_8</a>	Starting date (year) of last part time	continuous	numeric-4.0	0	3149	(If there were more subsequent periods:) When did the last period of part time work start?
1089	<a href="#">bn878y_9</a>	Starting date (year) of last part time	continuous	numeric-4.0	1	3148	(If there were more subsequent periods:) When did the last period of part time work start?
1090	<a href="#">bn878_1A..</a>	R's age at the end of activity	continuous	numeric-2.0	6	3143	(If there were more subsequent periods:) When did the last period of part time work start?
1091	<a href="#">bn878_2A..</a>	R's age at the end of activity	continuous	numeric-2.0	11	3138	(If there were more subsequent periods:) When did the last period of part time work start?
1092	<a href="#">bn878_3A..</a>	R's age at the end of activity	continuous	numeric-2.0	2	3147	(If there were more subsequent periods:) When did the last period of part time work start?
1093	<a href="#">bn878_4A..</a>	R's age at the end of activity	continuous	numeric-2.0	2	3147	(If there were more subsequent periods:) When did the last period of part time work start?
1094	<a href="#">bn878_6A..</a>	R's age at the end of activity	continuous	numeric-2.0	1	3148	(If there were more subsequent periods:) When did the last period of part time work start?
1095	<a href="#">bn878_9A..</a>	R's age at the end of activity	continuous	numeric-2.0	1	3148	(If there were more subsequent periods:) When did the last period of part time work start?
1096	<a href="#">bn879m_1</a>	Ending date (month) of last part time	discrete	numeric-2.0	4	3145	(If there were more subsequent periods:) When did the last period of part time work end?
1097	<a href="#">bn879m_2</a>	Ending date (month) of last part time	discrete	numeric-2.0	8	3141	(If there were more subsequent periods:) When did the last period of part time work end?

File GGS_Wave2_CzechRepublic_V1.3.							
#	Name	Label	Type	Format	Valid	Invalid	Question
1098	<a href="#">bn879m_3</a>	Ending date (month) of last part time	discrete	numeric-2.0	2	3147	(If there were more subsequent periods:) When did the last period of part time work end?
1099	<a href="#">bn879m_4</a>	Ending date (month) of last part time	discrete	numeric-2.0	2	3147	(If there were more subsequent periods:) When did the last period of part time work end?
1100	<a href="#">bn879m_5</a>	Ending date (month) of last part time	continuous	numeric-2.0	0	3149	(If there were more subsequent periods:) When did the last period of part time work end?
1101	<a href="#">bn879m_6</a>	Ending date (month) of last part time	continuous	numeric-2.0	1	3148	(If there were more subsequent periods:) When did the last period of part time work end?
1102	<a href="#">bn879m_7</a>	Ending date (month) of last part time	continuous	numeric-2.0	0	3149	(If there were more subsequent periods:) When did the last period of part time work end?
1103	<a href="#">bn879m_8</a>	Ending date (month) of last part time	continuous	numeric-2.0	0	3149	(If there were more subsequent periods:) When did the last period of part time work end?
1104	<a href="#">bn879m_9</a>	Ending date (month) of last part time	discrete	numeric-1.0	1	3148	(If there were more subsequent periods:) When did the last period of part time work end?
1105	<a href="#">bn879y_1</a>	Ending date (year) of last part time	continuous	numeric-4.0	6	3143	(If there were more subsequent periods:) When did the last period of part time work end?
1106	<a href="#">bn879y_2</a>	Ending date (year) of last part time	continuous	numeric-4.0	9	3140	(If there were more subsequent periods:) When did the last period of part time work end?
1107	<a href="#">bn879y_3</a>	Ending date (year) of last part time	continuous	numeric-4.0	2	3147	(If there were more subsequent periods:) When did the last period of part time work end?
1108	<a href="#">bn879y_4</a>	Ending date (year) of last part time	continuous	numeric-4.0	2	3147	(If there were more subsequent periods:) When did the last period of part time work end?
1109	<a href="#">bn879y_5</a>	Ending date (year) of last part time	continuous	numeric-4.0	0	3149	(If there were more subsequent periods:) When did the last period of part time work end?
1110	<a href="#">bn879y_6</a>	Ending date (year) of last part time	continuous	numeric-4.0	1	3148	(If there were more subsequent periods:) When did the last period of part time work end?
1111	<a href="#">bn879y_7</a>	Ending date (year) of last part time	continuous	numeric-4.0	0	3149	(If there were more subsequent periods:) When did the last period of part time work end?
1112	<a href="#">bn879y_8</a>	Ending date (year) of last part time	continuous	numeric-4.0	0	3149	(If there were more subsequent periods:) When did the last period of part time work end?
1113	<a href="#">bn879y_9</a>	Ending date (year) of last part time	continuous	numeric-4.0	1	3148	(If there were more subsequent periods:) When did the last period of part time work end?
1114	<a href="#">bn879_1A..</a>	R's age at the end of last part time	continuous	numeric-2.0	6	3143	(If there were more subsequent periods:) When did the last period of part time work end?
1115	<a href="#">bn879_2A..</a>	R's age at the end of last part time	continuous	numeric-2.0	9	3140	(If there were more subsequent periods:) When did the last period of part time work end?

<b>File GGS_Wave2_CzechRepublic_V1.3.</b>							
#	Name	Label	Type	Format	Valid	Invalid	Question
1116	<a href="#">bn879_3A..</a>	R's age at the end of last part time	continuous	numeric-2.0	2	3147	(If there were more subsequent periods:) When did the last period of part time work end?
1117	<a href="#">bn879_4A..</a>	R's age at the end of last part time	continuous	numeric-2.0	2	3147	(If there were more subsequent periods:) When did the last period of part time work end?
1118	<a href="#">bn879_6A..</a>	R's age at the end of last part time	continuous	numeric-2.0	1	3148	(If there were more subsequent periods:) When did the last period of part time work end?
1119	<a href="#">bn879_9A..</a>	R's age at the end of last part time	continuous	numeric-2.0	1	3148	(If there were more subsequent periods:) When did the last period of part time work end?
1120	<a href="#">bn880</a>	Studying next to main activity	discrete	numeric-1.0	3005	144	Have you been studying while you were performing your main activity?
1121	<a href="#">bn881m_1</a>	Starting date (month) of studies	discrete	numeric-2.0	266	2883	When did the first/next period start?
1122	<a href="#">bn881m_2</a>	Starting date (month) of studies	discrete	numeric-2.0	50	3099	When did the first/next period start?
1123	<a href="#">bn881m_3</a>	Starting date (month) of studies	discrete	numeric-2.0	13	3136	When did the first/next period start?
1124	<a href="#">bn881m_4</a>	Starting date (month) of studies	discrete	numeric-2.0	1	3148	When did the first/next period start?
1125	<a href="#">bn881m_5</a>	Starting date (month) of studies	continuous	numeric-2.0	0	3149	When did the first/next period start?
1126	<a href="#">bn881y_1</a>	Starting date (year) of studies	continuous	numeric-4.0	271	2878	When did the first/next period start?
1127	<a href="#">bn881y_2</a>	Starting date (year) of studies	continuous	numeric-4.0	53	3096	When did the first/next period start?
1128	<a href="#">bn881y_3</a>	Starting date (year) of studies	continuous	numeric-4.0	12	3137	When did the first/next period start?
1129	<a href="#">bn881y_4</a>	Starting date (year) of studies	continuous	numeric-4.0	1	3148	When did the first/next period start?
1130	<a href="#">bn881y_5</a>	Starting date (year) of studies	continuous	numeric-4.0	0	3149	When did the first/next period start?
1131	<a href="#">bn882m_1</a>	Ending date (month) of studies	discrete	numeric-2.0	272	2877	When did it end?
1132	<a href="#">bn882m_2</a>	Ending date (month) of studies	discrete	numeric-2.0	51	3098	When did it end?
1133	<a href="#">bn882m_3</a>	Ending date (month) of studies	discrete	numeric-2.0	14	3135	When did it end?
1134	<a href="#">bn882m_4</a>	Ending date (month) of studies	discrete	numeric-2.0	1	3148	When did it end?
1135	<a href="#">bn882m_5</a>	Ending date (month) of studies	continuous	numeric-2.0	0	3149	When did it end?
1136	<a href="#">bn882y_1</a>	Ending date (year) of studies	continuous	numeric-4.0	278	2871	When did it end?
1137	<a href="#">bn882y_2</a>	Ending date (year) of studies	continuous	numeric-4.0	53	3096	When did it end?
1138	<a href="#">bn882y_3</a>	Ending date (year) of studies	continuous	numeric-4.0	14	3135	When did it end?
1139	<a href="#">bn882y_4</a>	Ending date (year) of studies	continuous	numeric-4.0	1	3148	When did it end?
1140	<a href="#">bn882y_5</a>	Ending date (year) of studies	continuous	numeric-4.0	0	3149	When did it end?
1141	<a href="#">bn883_1</a>	Highest reached education level	discrete	numeric-2.0	268	2881	Which type of diploma or degree did you receive with these studies?
1142	<a href="#">bn883_2</a>	Highest reached education level	discrete	numeric-2.0	46	3103	Which type of diploma or degree did you receive with these studies?



<b>File GGS_Wave2_CzechRepublic_V1.3.</b>							
#	Name	Label	Type	Format	Valid	Invalid	Question
1143	<a href="#">bn883_3</a>	Highest reached education level	discrete	numeric-2.0	12	3137	Which type of diploma or degree did you receive with these studies?
1144	<a href="#">bn883_4</a>	Highest reached education level	discrete	numeric-2.0	1	3148	Which type of diploma or degree did you receive with these studies?
1145	<a href="#">bn883_5</a>	Highest reached education level	continuous	numeric-2.0	0	3149	Which type of diploma or degree did you receive with these studies?
1146	<a href="#">bn884_1</a>	Studying next to main activity	discrete	numeric-1.0	259	2890	After that, have you been studying while you were performing your main activity?
1147	<a href="#">bn884_2</a>	Studying next to main activity	discrete	numeric-1.0	43	3106	After that, have you been studying while you were performing your main activity?
1148	<a href="#">bn884_3</a>	Studying next to main activity	discrete	numeric-1.0	14	3135	After that, have you been studying while you were performing your main activity?
1149	<a href="#">bn884_4</a>	Studying next to main activity	discrete	numeric-1.0	1	3148	After that, have you been studying while you were performing your main activity?
1150	<a href="#">bn885</a>	Intention to start/ resume education	discrete	numeric-1.0	2950	199	Do you intend to start / resume your education within the next three years?
1151	<a href="#">b901</a>	Partner/spouse's activity (W2)	discrete	numeric-2.0	1982	1167	Now I would like to ask you some questions about your partner's/spouse's present work and daily activities. Early in the interview you have told me that your partner/spouse is [answer to Q 109 in Household Grid or answer to Q 334.
1152	<a href="#">b902</a>	Is partner/spouse on maternity, parental or childcare leave	discrete	numeric-1.0	18	3131	Is your partner/spouse on parental leave or on childcare leave?
1153	<a href="#">b903m</a>	Starting date (mnth) of partner/spouse's leave (W2)	discrete	numeric-2.0	51	3098	In what month and year did your partner/spouse start this leave?
1154	<a href="#">b903y</a>	Starting date (yr) of partner/spouse's leave (W2)	discrete	numeric-4.0	54	3095	In what month and year did your partner/spouse start this leave?
1155	<a href="#">b905</a>	Opportunity for partner/spouse to resume work after parental leave	discrete	numeric-1.0	60	3089	Does your partner/spouse have the opportunity to resume work after his/her maternity/parental/childcare leave has ended?
1156	<a href="#">b906a</a>	Partner/spouse's intention to resume work after leave	discrete	numeric-1.0	38	3111	Does your partner/spouse want to resume work after his/her leave has ended?
1157	<a href="#">b906b</a>	Partner would like to resume work after leave	discrete	numeric-1.0	17	3132	Would your partner/spouse like to resume work after his/her leave has ended?
1158	<a href="#">b907m</a>	Starting date (mnth) when partner became unemployed (W2)	discrete	numeric-2.0	32	3117	In what month and year did he/she become unemployed?
1159	<a href="#">b907y</a>	Starting date (yr) when partner became unemployed (W2)	discrete	numeric-4.0	33	3116	In what month and year did he/she become unemployed?
1160	<a href="#">b907Dur</a>	Duration of partner's unemployment (W2)	discrete	numeric-2.0	33	3116	In what month and year did he/she become unemployed?



**File GGS\_Wave2\_CzechRepublic\_V1.3.**

#	Name	Label	Type	Format	Valid	Invalid	Question
1161	<a href="#">b908</a>	Did partner have any job/business just before being unemployed (W2)	discrete	numeric-1.0	42	3107	Did your partner/spouse have a job or business directly before he/she became unemployed?
1162	<a href="#">b909m</a>	Starting date (mnth) when partner in school (W2)	discrete	numeric-2.0	41	3108	Since what month and year is your partner/spouse a student, in school, or in vocational training?
1163	<a href="#">b909y</a>	Starting date (yr) when partner in school (W2)	discrete	numeric-4.0	40	3109	Since what month and year is your partner/spouse a student, in school, or in vocational training?
1164	<a href="#">b910</a>	Did partner have any job/business just before beginning school (W2)	discrete	numeric-1.0	47	3102	Did your partner/spouse have a job or business directly before he/she started this education or training?
1165	<a href="#">b911m</a>	Starting date (mnth) when partner became retired (W2)	discrete	numeric-2.0	404	2745	In what month and year did your partner/spouse retire?
1166	<a href="#">b911y</a>	Starting date (yr) when partner became retired (W2)	discrete	numeric-4.0	462	2687	In what month and year did your partner/spouse retire?
1167	<a href="#">b911Dur</a>	Duration of partner's retirement (W2)	discrete	numeric-2.0	462	2687	In what month and year did your partner/spouse retire?
1168	<a href="#">b912</a>	Did partner have any job/business just before being retired (W2)	discrete	numeric-1.0	498	2651	Did your partner/spouse have a job or business directly before he/she retired?
1169	<a href="#">b913</a>	Did partner have any job/business just before becoming ill or disabled (W2)	discrete	numeric-1.0	68	3081	Did your partner/spouse have a job or business directly before his/her illness or handicap appeared?
1170	<a href="#">b914m</a>	Starting date (mnth) when partner became homemaker (W2)	discrete	numeric-2.0	13	3136	Since what month and year is your partner/spouse a homemaker?
1171	<a href="#">b914y</a>	Starting date (yr) when partner became homemaker (W2)	discrete	numeric-4.0	14	3135	Since what month and year is your partner/spouse a homemaker?
1172	<a href="#">b914AgeP</a>	Partner's age of becoming a homemaker (W2)	discrete	numeric-2.0	14	3135	Since what month and year is your partner/spouse a homemaker?
1173	<a href="#">b914Dur</a>	Duration (years) of partner's status of homemaker (W2)	discrete	numeric-2.0	14	3135	Since what month and year is your partner/spouse a homemaker?
1174	<a href="#">b915</a>	Did partner have any job/business before becoming homemaker (W2)	discrete	numeric-1.0	14	3135	Did your partner/spouse have a job or business directly before he/she became a homemaker?
1175	<a href="#">b917</a>	Partner's last occupation (see code ISCO) (W2)	discrete	numeric-4.0	528	2621	What was his/her last occupation? Please describe the principal activity he/she performed.
1176	<a href="#">b917_1dig</a>	Partner's last occupation (see code ISCO) (W2)	discrete	numeric-1.0	528	2621	What was his/her last occupation? Please describe the principal activity he/she performed.
1177	<a href="#">b918</a>	Partner's class of worker	discrete	numeric-1.0	538	2611	Was this job or business ...
1178	<a href="#">b919</a>	Partner's reason for stopping work	discrete	numeric-2.0	538	2611	Why did your partner/spouse stop working in his/her previous job or business? Please indicate the main reason.
1179	<a href="#">b920</a>	Is partner in paid work in the 7 days ending last Sunday	discrete	numeric-1.0	742	2407	Did your partner/spouse do any paid work in the 7 days ending last Sunday, either as an employee or self-employed?

<b>File GGS_Wave2_CzechRepublic_V1.3.</b>							
#	Name	Label	Type	Format	Valid	Invalid	Question
1180	<a href="#">b921</a>	Partner's current occupation (see code ISCO) (W2)	discrete	numeric-4.0	1201	1948	What is your partner's/spouse's current occupation? Please describe the principal activity he/she performs.
1181	<a href="#">b921_1dig</a>	Partner's current occupation (see code ISCO) (W2)	discrete	numeric-1.0	1201	1948	What is your partner's/spouse's current occupation? Please describe the principal activity he/she performs.
1182	<a href="#">b922</a>	Partner's full-time or part-time	discrete	numeric-1.0	1266	1883	Is your partner's/spouse's work or business full-time or part-time?
1183	<a href="#">b923</a>	Partner's number of hrs usually working per week (W2)	discrete	numeric-3.0	1169	1980	How many hours per week does your partner/spouse normally work in this job or business including overtime?
1184	<a href="#">b924</a>	Partner's location of work place (W2)	discrete	numeric-1.0	1266	1883	Which of the following statements best describes where your partner/spouse works?
1185	<a href="#">b925</a>	Partner's work schedule	discrete	numeric-2.0	1266	1883	When does your partner/spouse usually work at this job? Please choose your answer from the card.
1186	<a href="#">b926</a>	Partner's class of worker	discrete	numeric-1.0	1266	1883	Is your partner/spouse ...
1187	<a href="#">b927</a>	Partner has supervision/co-ordination responsibilities (W2)	discrete	numeric-1.0	1073	2076	Does your partner/spouse supervise or co-ordinate the work of any personnel?
1188	<a href="#">b928</a>	Partner's business or organization private, public or mixed	discrete	numeric-1.0	1099	2050	Is the business or organisation where your partner/spouse works private, public or mixed?
1189	<a href="#">b929_1</a>	Services/benefits employer: 1 (W2)	discrete	numeric-1.0	917	2232	Is your partner/spouse entitled to any of the following services or benefits that are either free or subsidised and are paid for by the business or organisation that he/she works for?
1190	<a href="#">b929_2</a>	Services/benefits employer: 2 (W2)	discrete	numeric-1.0	918	2231	Is your partner/spouse entitled to any of the following services or benefits that are either free or subsidised and are paid for by the business or organisation that he/she works for?
1191	<a href="#">b929_3</a>	Services/benefits employer: 3 (W2)	discrete	numeric-1.0	932	2217	Is your partner/spouse entitled to any of the following services or benefits that are either free or subsidised and are paid for by the business or organisation that he/she works for?
1192	<a href="#">b929_4</a>	Services/benefits employer: 4 (W2)	discrete	numeric-1.0	962	2187	Is your partner/spouse entitled to any of the following services or benefits that are either free or subsidised and are paid for by the business or organisation that he/she works for?
1193	<a href="#">b929_5</a>	Services/benefits employer: 5	discrete	numeric-1.0	920	2229	Is your partner/spouse entitled to any of the following services or benefits that are either free or subsidised and are paid for by the business or organisation that he/she works for?
1194	<a href="#">b930</a>	Partner's employer allows flexible time arrangements for personal reason (W2)	discrete	numeric-1.0	854	2295	Does your partner's/spouse's employer allow regular flexible time arrangements for personal reasons, like for adapting to children's schedules?
1195	<a href="#">b931</a>	Partner's number of paid employees	discrete	numeric-4.0	163	2986	How many paid employees does your partner's/spouse's business have,

File GGS_Wave2_CzechRepublic_V1.3.							
#	Name	Label	Type	Format	Valid	Invalid	Question
							including family members who work for pay?
1196	<a href="#">b932</a>	Has partner any income from additional job/business	discrete	numeric-1.0	1234	1915	Does your partner/spouse currently earn money from an additional job or business? This includes any kind of work like part-time work, odd jobs, homework, second jobs, part-time self-employment, running a small business, or part-time agriculture.
1197	<a href="#">b933</a>	Partner's kind of activity of additional job/business (see code ISCO)	continuous	numeric-4.0	38	3111	What kind of activity is this?
1198	<a href="#">b933_1dig</a>	Partner's kind of activity of additional job/business (see code ISCO)	discrete	numeric-1.0	38	3111	What kind of activity is this?
1199	<a href="#">b934</a>	Partner's number of hrs usually working per week on additional job/business	discrete	numeric-3.0	38	3111	How many hours per week does your partner/spouse normally work in his/her additional job or business including overtime?
1200	<a href="#">b935</a>	Partner's class of worker of additional job/business	discrete	numeric-1.0	39	3110	Is this additional job or business ...
1201	<a href="#">b936_1</a>	Types income received partner last 12 mnths: 1	discrete	numeric-2.0	1251	1898	This list shows different types of income. Please tell me which of these types of income has your partner/spouse personally received during the last 12 months.
1202	<a href="#">b936_2</a>	Types income received partner last 12 mnths: 2	discrete	numeric-2.0	68	3081	This list shows different types of income. Please tell me which of these types of income has your partner/spouse personally received during the last 12 months.
1203	<a href="#">b936_3</a>	Types income received partner last 12 mnths: 3	discrete	numeric-2.0	473	2676	This list shows different types of income. Please tell me which of these types of income has your partner/spouse personally received during the last 12 months.
1204	<a href="#">b936_4</a>	Types income received partner last 12 mnths: 4	discrete	numeric-2.0	5	3144	This list shows different types of income. Please tell me which of these types of income has your partner/spouse personally received during the last 12 months.
1205	<a href="#">b936_5</a>	Types income received partner last 12 mnths: 5	discrete	numeric-2.0	79	3070	This list shows different types of income. Please tell me which of these types of income has your partner/spouse personally received during the last 12 months.
1206	<a href="#">b936_6</a>	Types income received partner last 12 mnths: 6	discrete	numeric-2.0	20	3129	This list shows different types of income. Please tell me which of these types of income has your partner/spouse personally received during the last 12 months.
1207	<a href="#">b936_7</a>	Types income received partner last 12 mnths: 7	discrete	numeric-2.0	33	3116	This list shows different types of income. Please tell me which of these types of income has your partner/spouse personally received during the last 12 months.

**File GGS\_Wave2\_CzechRepublic\_V1.3.**

#	Name	Label	Type	Format	Valid	Invalid	Question
1208	<a href="#">b936_8</a>	Types income received partner last 12 mnths: 8	discrete	numeric-2.0	33	3116	This list shows different types of income. Please tell me which of these types of income has your partner/spouse personally received during the last 12 months.
1209	<a href="#">b936_9</a>	Types income received partner last 12 mnths: 9	discrete	numeric-2.0	50	3099	This list shows different types of income. Please tell me which of these types of income has your partner/spouse personally received during the last 12 months.
1210	<a href="#">b936_10</a>	Types income received partner last 12 mnths: 10	discrete	numeric-2.0	15	3134	This list shows different types of income. Please tell me which of these types of income has your partner/spouse personally received during the last 12 months.
1211	<a href="#">b937_1</a>	Number payments received partner last 12 mnths type income 1	discrete	numeric-4.0	1197	1952	How many times has your partner/spouse received this [payment type] during the last 12 months?
1212	<a href="#">b937_2</a>	Number payments received partner last 12 mnths type income 2	discrete	numeric-4.0	54	3095	How many times has your partner/spouse received this [payment type] during the last 12 months?
1213	<a href="#">b937_3</a>	Number payments received partner last 12 mnths type income 3	discrete	numeric-4.0	468	2681	How many times has your partner/spouse received this [payment type] during the last 12 months?
1214	<a href="#">b937_4</a>	Number payments received partner last 12 mnths type income 4	continuous	numeric-4.0	4	3145	How many times has your partner/spouse received this [payment type] during the last 12 months?
1215	<a href="#">b937_5</a>	Number payments received partner last 12 mnths type income 5	discrete	numeric-4.0	79	3070	How many times has your partner/spouse received this [payment type] during the last 12 months?
1216	<a href="#">b937_6</a>	Number payments received partner last 12 mnths type income 6	discrete	numeric-4.0	19	3130	How many times has your partner/spouse received this [payment type] during the last 12 months?
1217	<a href="#">b937_7</a>	Number payments received partner last 12 mnths type income 7	discrete	numeric-4.0	29	3120	How many times has your partner/spouse received this [payment type] during the last 12 months?
1218	<a href="#">b937_8</a>	Number payments received partner last 12 mnths type income 8	discrete	numeric-4.0	32	3117	How many times has your partner/spouse received this [payment type] during the last 12 months?
1219	<a href="#">b937_9</a>	Number payments received partner last 12 mnths type income 9	discrete	numeric-4.0	44	3105	How many times has your partner/spouse received this [payment type] during the last 12 months?
1220	<a href="#">b937_2810</a>	Number payments received partner last 12 mnths type income grant	discrete	numeric-4.0	1982	1167	How many times has your partner/spouse received this [payment type] during the last 12 months?
1221	<a href="#">b938_1</a>	Partner's net amount payment type income 1	continuous	numeric-11.2	737	2412	What was the average net amount of this payment? For payment types 1 and 2: If your partner/spouse is working with an employer, please include also earnings from any overtime he/she normally did. Please give me the net-amount, that is, the take-home pay.
1222	<a href="#">b938_2</a>	Partner's net amount payment type income 2	continuous	numeric-11.2	38	3111	What was the average net amount of this payment? For payment types 1 and 2: If your partner/spouse is working with an employer, please include also earnings

**File GGS\_Wave2\_CzechRepublic\_V1.3.**

#	Name	Label	Type	Format	Valid	Invalid	Question
							from any overtime he/she normally did. Please give me the net-amount, that is, the take-home pay.
1223	<a href="#">b938_3</a>	Partner's net amount payment type income 3	continuous	numeric-11.2	352	2797	What was the average net amount of this payment? For payment types 1 and 2: If your partner/spouse is working with an employer, please include also earnings from any overtime he/she normally did. Please give me the net-amount, that is, the take-home pay.
1224	<a href="#">b938_4</a>	Partner's net amount payment type income 4	continuous	numeric-11.2	3	3146	What was the average net amount of this payment? For payment types 1 and 2: If your partner/spouse is working with an employer, please include also earnings from any overtime he/she normally did. Please give me the net-amount, that is, the take-home pay.
1225	<a href="#">b938_5</a>	Partner's net amount payment type income 5	continuous	numeric-11.2	55	3094	What was the average net amount of this payment? For payment types 1 and 2: If your partner/spouse is working with an employer, please include also earnings from any overtime he/she normally did. Please give me the net-amount, that is, the take-home pay.
1226	<a href="#">b938_6</a>	Partner's net amount payment type income 6	continuous	numeric-11.2	11	3138	What was the average net amount of this payment? For payment types 1 and 2: If your partner/spouse is working with an employer, please include also earnings from any overtime he/she normally did. Please give me the net-amount, that is, the take-home pay.
1227	<a href="#">b938_7</a>	Partner's net amount payment type income 7	continuous	numeric-11.2	20	3129	What was the average net amount of this payment? For payment types 1 and 2: If your partner/spouse is working with an employer, please include also earnings from any overtime he/she normally did. Please give me the net-amount, that is, the take-home pay.
1228	<a href="#">b938_8</a>	Partner's net amount payment type income 8	continuous	numeric-11.2	22	3127	What was the average net amount of this payment? For payment types 1 and 2: If your partner/spouse is working with an employer, please include also earnings from any overtime he/she normally did. Please give me the net-amount, that is, the take-home pay.
1229	<a href="#">b938_9</a>	Partner's net amount payment type income 9	continuous	numeric-11.2	31	3118	What was the average net amount of this payment? For payment types 1 and 2: If your partner/spouse is working with an employer, please include also earnings from any overtime he/she normally did. Please give me the net-amount, that is, the take-home pay.
1230	<a href="#">b938_2810</a>	Number payments received partner last 12 mnths type income grant	continuous	numeric-11.2	1982	1167	What was the average net amount of this payment? For payment types 1 and 2: If your partner/spouse is working with an employer, please include also earnings from any overtime he/she normally did. Please give me the net-amount, that is, the take-home pay.

File GGS_Wave2_CzechRepublic_V1.3.							
#	Name	Label	Type	Format	Valid	Invalid	Question
1231	<a href="#">b939_1</a>	Range amount received partner payment type income 1	continuous	numeric-4.0	263	2886	Please look at this card and give me the approximate range of the amount your partner/spouse received each time from that [payment type].
1232	<a href="#">b939_2</a>	Range amount received partner payment type income 2	continuous	numeric-4.0	24	3125	Please look at this card and give me the approximate range of the amount your partner/spouse received each time from that [payment type].
1233	<a href="#">b939_3</a>	Range amount received partner payment type income 3	continuous	numeric-4.0	152	2997	Please look at this card and give me the approximate range of the amount your partner/spouse received each time from that [payment type].
1234	<a href="#">b939_4</a>	Range amount received partner payment type income 4	continuous	numeric-4.0	2	3147	Please look at this card and give me the approximate range of the amount your partner/spouse received each time from that [payment type].
1235	<a href="#">b939_5</a>	Range amount received partner payment type income 5	continuous	numeric-4.0	18	3131	Please look at this card and give me the approximate range of the amount your partner/spouse received each time from that [payment type].
1236	<a href="#">b939_6</a>	Range amount received partner payment type income 6	continuous	numeric-4.0	7	3142	Please look at this card and give me the approximate range of the amount your partner/spouse received each time from that [payment type].
1237	<a href="#">b939_7</a>	Range amount received partner payment type income 7	continuous	numeric-4.0	9	3140	Please look at this card and give me the approximate range of the amount your partner/spouse received each time from that [payment type].
1238	<a href="#">b939_8</a>	Range amount received partner payment type income 8	continuous	numeric-4.0	11	3138	Please look at this card and give me the approximate range of the amount your partner/spouse received each time from that [payment type].
1239	<a href="#">b939_9</a>	Range amount received partner payment type income 9	continuous	numeric-4.0	20	3129	Please look at this card and give me the approximate range of the amount your partner/spouse received each time from that [payment type].
1240	<a href="#">b939_2810</a>	Number payments received partner last 12 mnths type income grant	continuous	numeric-4.0	5	3144	Please look at this card and give me the approximate range of the amount your partner/spouse received each time from that [payment type].
1241	<a href="#">b940</a>	Current activity Status Partner (W2)	discrete	numeric-2.0	2068	1081	-
1242	<a href="#">b941m</a>	Month start current activity Partner (W2)	discrete	numeric-2.0	542	2607	-
1243	<a href="#">b941y</a>	Year start current activity Partner (W2)	discrete	numeric-4.0	604	2545	In what month and year did your partner/spouse start [current activity]?
1244	<a href="#">b941AgeP</a>	Partner's age at start of current activity status (consolidated) (W2)	discrete	numeric-3.0	602	2547	In what month and year did your partner/spouse start [current activity]?
1245	<a href="#">b943</a>	Any job or business before current activity Partner (not asked when currently wo (W2)	discrete	numeric-1.0	675	2474	Did your partner/spouse have a job or business directly before he/she started [current activity]?
1246	<a href="#">b945</a>	Any work during the last seven days Partner (not asked	discrete	numeric-1.0	752	2397	Did your partner/spouse do any paid work in the 7 days ending last Sunday, either as an employee or self-employed?

File GGS_Wave2_CzechRepublic_V1.3.							
#	Name	Label	Type	Format	Valid	Invalid	Question
		when currently working) (W2)					
1247	<a href="#">b1001_a</a>	Possession hh appliance: Color TV	discrete	numeric-1.0	3111	38	Colour TV
1248	<a href="#">b1001_b</a>	Possession hh appliance: Video recorder/DVD player	discrete	numeric-1.0	2644	505	Video recorder or DVD player
1249	<a href="#">b1001_c</a>	Possession hh appliance: Washing machine	discrete	numeric-1.0	3035	114	Washing machine
1250	<a href="#">b1001_d</a>	Possession hh appliance: Microwave	discrete	numeric-1.0	2823	326	Microwave
1251	<a href="#">b1001_e</a>	Possession hh appliance: Home computer	discrete	numeric-1.0	2055	1094	Home computer
1252	<a href="#">b1001_f</a>	Possession hh appliance: Dishwasher	discrete	numeric-1.0	1232	1917	Dishwasher
1253	<a href="#">b1001_g</a>	Possession hh appliance: Telephone (whether fixed/ mobile)	discrete	numeric-1.0	3001	148	Telephone (whether fixed or mobile)
1254	<a href="#">b1001_h</a>	Possession hh appliance: Car/ van available for private use	discrete	numeric-1.0	2337	812	A car or a van available for private use
1255	<a href="#">b1001_i</a>	Possession hh appliance: Second car	discrete	numeric-1.0	826	2323	A second car
1256	<a href="#">b1001_j</a>	Possession hh appliance: Second home (e.g. for vacation)	discrete	numeric-1.0	1130	2019	A second home (e.g. for vacation)
1257	<a href="#">b1002</a>	HH able to make ends meet (W2)	discrete	numeric-1.0	3149	0	A household may have different sources of income and more than one household member may contribute to it. Thinking of your household's total monthly income, is your household able to make ends meet ...
1258	<a href="#">b1003_a</a>	Items the household can afford: keeping home warm (W2)	discrete	numeric-1.0	3149	0	Keeping your home adequately warm
1259	<a href="#">b1003_b</a>	Items the household can afford: 1 week annual holiday (W2)	discrete	numeric-1.0	3149	0	Paying for a week's annual holiday away from home
1260	<a href="#">b1003_c</a>	Items the household can afford: replacing furniture (W2)	discrete	numeric-1.0	3149	0	Replacing any worn-out furniture
1261	<a href="#">b1003_d</a>	Items the household can afford: buy new clothes (W2)	discrete	numeric-1.0	3149	0	Buying new, rather than second-hand clothes
1262	<a href="#">b1003_f</a>	Items the household can afford: invite family/friends for drinks/meal once a mon (W2)	discrete	numeric-1.0	3149	0	Having friends or family for a drink or meal at least once a month
1263	<a href="#">b1004_a</a>	Items unable to pay last year: rent	discrete	numeric-1.0	2122	1027	Has your household been in arrears at any time during the past 12 months, that is, unable to pay as scheduled any of the following?
1264	<a href="#">b1004_b</a>	Items unable to pay last year: mortgage	discrete	numeric-1.0	869	2280	Has your household been in arrears at any time during the past 12 months, that is, unable to pay as scheduled any of the following?



File GGS_Wave2_CzechRepublic_V1.3.							
#	Name	Label	Type	Format	Valid	Invalid	Question
1265	<a href="#">b1004_c</a>	Items unable to pay last year: utility bills	discrete	numeric-1.0	3054	95	Has your household been in arrears at any time during the past 12 months, that is, unable to pay as scheduled any of the following?
1266	<a href="#">b1004_d</a>	Items unable to pay last year: loans	discrete	numeric-1.0	1284	1865	Has your household been in arrears at any time during the past 12 months, that is, unable to pay as scheduled any of the following?
1267	<a href="#">b1005</a>	Normally money left for savings	discrete	numeric-1.0	3149	0	Considering your household's income as well as expenses: Is there normally some money left that you could save?
1268	<a href="#">b1006_1</a>	Types income received hh last 12 mnths: 1 (W2)	discrete	numeric-1.0	3148	1	This list shows different types of income. Please tell me which of these types of income has your household received during the last 12 months.
1269	<a href="#">b1006_2</a>	Types income received hh last 12 mnths: 2 (W2)	discrete	numeric-1.0	3148	1	This list shows different types of income. Please tell me which of these types of income has your household received during the last 12 months.
1270	<a href="#">b1006_3</a>	Types income received hh last 12 mnths: 3 (W2)	discrete	numeric-1.0	3148	1	This list shows different types of income. Please tell me which of these types of income has your household received during the last 12 months.
1271	<a href="#">b1006_4</a>	Types income received hh last 12 mnths: 4 (W2)	discrete	numeric-1.0	3148	1	This list shows different types of income. Please tell me which of these types of income has your household received during the last 12 months.
1272	<a href="#">b1006_5</a>	Types income received hh last 12 mnths: 5 (W2)	discrete	numeric-1.0	3148	1	This list shows different types of income. Please tell me which of these types of income has your household received during the last 12 months.
1273	<a href="#">b1007_1</a>	Types income received other hh member (excl R, partner): 1	discrete	numeric-1.0	1783	1366	You have already told me whether you (and your partner/spouse) receive them. Is there anyone else in your household who received one of these incomes during the last 12 months?
1274	<a href="#">b1007_2</a>	Types income received other hh member (excl R, partner): 2	discrete	numeric-1.0	1783	1366	You have already told me whether you (and your partner/spouse) receive them. Is there anyone else in your household who received one of these incomes during the last 12 months?
1275	<a href="#">b1007_3</a>	Types income received other hh member (excl R, partner): 3	discrete	numeric-1.0	1783	1366	You have already told me whether you (and your partner/spouse) receive them. Is there anyone else in your household who received one of these incomes during the last 12 months?
1276	<a href="#">b1007_4</a>	Types income received other hh member (excl R, partner): 4	discrete	numeric-1.0	1783	1366	You have already told me whether you (and your partner/spouse) receive them. Is there anyone else in your household who received one of these incomes during the last 12 months?
1277	<a href="#">b1007_5</a>	Types income received other hh member (excl R, partner): 5	discrete	numeric-1.0	1783	1366	You have already told me whether you (and your partner/spouse) receive them. Is there anyone else in your household who received one of these incomes during the last 12 months?



File GGS_Wave2_CzechRepublic_V1.3.							
#	Name	Label	Type	Format	Valid	Invalid	Question
1278	<a href="#">b1007_6</a>	Types income received other hh member (excl R, partner): 6	discrete	numeric-1.0	1783	1366	You have already told me whether you (and your partner/spouse) receive them. Is there anyone else in your household who received one of these incomes during the last 12 months?
1279	<a href="#">b1007_7</a>	Types income received other hh member (excl R, partner): 7	discrete	numeric-1.0	1783	1366	You have already told me whether you (and your partner/spouse) receive them. Is there anyone else in your household who received one of these incomes during the last 12 months?
1280	<a href="#">b1007_8</a>	Types income received other hh member (excl R, partner): 8	discrete	numeric-1.0	1783	1366	You have already told me whether you (and your partner/spouse) receive them. Is there anyone else in your household who received one of these incomes during the last 12 months?
1281	<a href="#">b1007_9</a>	Types income received other hh member (excl R, partner): 9	discrete	numeric-1.0	1783	1366	You have already told me whether you (and your partner/spouse) receive them. Is there anyone else in your household who received one of these incomes during the last 12 months?
1282	<a href="#">b1008</a>	Average net income of all hh members during last 12 mnths (W2)	discrete	numeric-11.2	3147	2	If you add up the income from all sources received during the last 12 months, what is your household's total net income from all members including yourself? Please state the net income, which means after deductions for taxes and social security.
1283	<a href="#">b1008u</a>	Time unit of income (W2)	discrete	numeric-1.0	3148	1	If you add up the income from all sources received during the last 12 months, what is your household's total net income from all members including yourself? Please state the net income, which means after deductions for taxes and social security.
1284	<a href="#">b1008mnth</a>	Average monthly net income of all HH members (last 12 months)(Euros) (W2)	discrete	numeric-9.0	3149	0	If you add up the income from all sources received during the last 12 months, what is your household's total net income from all members including yourself? Please state the net income, which means after deductions for taxes and social security.
1285	<a href="#">b1009</a>	Approximate range of mnthly income of the hh (W2)	discrete	numeric-4.0	689	2460	Please look at this card and give me the approximate range of the net monthly income of your household.
1286	<a href="#">b1010</a>	Any transfer (money etc.) received by R or partner/ spouse from person outside hh (W2)	discrete	numeric-1.0	3148	1	<a href="#">b1010 question details</a>
1287	<a href="#">b1011_1</a>	Person 1 who provided money, goods or assets (W2)	discrete	numeric-2.0	110	3039	Who has given you that?
1288	<a href="#">b1011_2</a>	Person 2 who provided money, goods or assets (W2)	discrete	numeric-2.0	30	3119	Who has given you that?
1289	<a href="#">b1011_3</a>	Person 3 who provided money, goods or assets (W2)	discrete	numeric-2.0	8	3141	Who has given you that?
1290	<a href="#">b1011_4</a>	Person 4 who provided money, goods or assets (W2)	discrete	numeric-2.0	6	3143	Who has given you that?

<b>File GGS_Wave2_CzechRepublic_V1.3.</b>							
#	Name	Label	Type	Format	Valid	Invalid	Question
1291	<a href="#">b1011_5</a>	Person 5 who provided money, goods or assets (W2)	discrete	numeric-2.0	4	3145	Who has given you that?
1292	<a href="#">b1013_1</a>	Transfer from person 1 one-time, occasional or regular transfer (W2)	discrete	numeric-1.0	110	3039	Was it a one-time, occasional or a regular transfer?
1293	<a href="#">b1013_2</a>	Transfer from person 2 one-time, occasional or regular transfer (W2)	discrete	numeric-1.0	30	3119	Was it a one-time, occasional or a regular transfer?
1294	<a href="#">b1013_3</a>	Transfer from person 3 one-time, occasional or regular transfer (W2)	discrete	numeric-1.0	8	3141	Was it a one-time, occasional or a regular transfer?
1295	<a href="#">b1013_4</a>	Transfer from person 4 one-time, occasional or regular transfer (W2)	discrete	numeric-1.0	6	3143	Was it a one-time, occasional or a regular transfer?
1296	<a href="#">b1013_5</a>	Transfer from person 5 one-time, occasional or regular transfer (W2)	discrete	numeric-1.0	4	3145	Was it a one-time, occasional or a regular transfer?
1297	<a href="#">b1014_1</a>	Cash value of transfer received from person 1 within last 12 mnths	continuous	numeric-11.2	71	3078	What was the total cash value of the money, assets, or goods that you or your partner/spouse received from this person within the last 12 months?
1298	<a href="#">b1014_2</a>	Cash value of transfer received from person 2 within last 12 mnths	continuous	numeric-11.2	16	3133	What was the total cash value of the money, assets, or goods that you or your partner/spouse received from this person within the last 12 months?
1299	<a href="#">b1014_3</a>	Cash value of transfer received from person 3 within last 12 mnths	continuous	numeric-11.2	3	3146	What was the total cash value of the money, assets, or goods that you or your partner/spouse received from this person within the last 12 months?
1300	<a href="#">b1014_4</a>	Cash value of transfer received from person 4 within last 12 mnths	continuous	numeric-11.2	2	3147	What was the total cash value of the money, assets, or goods that you or your partner/spouse received from this person within the last 12 months?
1301	<a href="#">b1014_5</a>	Cash value of transfer received from person 5 within last 12 mnths	continuous	numeric-11.2	2	3147	What was the total cash value of the money, assets, or goods that you or your partner/spouse received from this person within the last 12 months?
1302	<a href="#">b1015</a>	Any transfer (money etc.) given by R or partner to person outside the hh (W2)	discrete	numeric-1.0	3148	1	During the last 12 months, have you or your partner/spouse given for one time, occasionally, or regularly money, assets, or goods of substantive value to a person outside the household? Please think also about land and property you or your partner/spouse transferred during this time.
1303	<a href="#">b1016_1</a>	Person 1 who received money, goods or assets (W2)	discrete	numeric-2.0	121	3028	To whom have you given that?
1304	<a href="#">b1016_2</a>	Person 2 who received money, goods or assets (W2)	discrete	numeric-2.0	34	3115	To whom have you given that?
1305	<a href="#">b1016_3</a>	Person 3 who received money, goods or assets (W2)	discrete	numeric-2.0	10	3139	To whom have you given that?
1306	<a href="#">b1016_4</a>	Person 4 who received money, goods or assets (W2)	discrete	numeric-2.0	3	3146	To whom have you given that?
1307	<a href="#">b1016_5</a>	Person 5 who received money, goods or assets (W2)	discrete	numeric-2.0	1	3148	To whom have you given that?

<b>File GGS_Wave2_CzechRepublic_V1.3.</b>							
#	Name	Label	Type	Format	Valid	Invalid	Question
1308	<a href="#">b1017_1</a>	Transfer to person 1 one-time, occasional or regular transfer (W2)	discrete	numeric-1.0	121	3028	Was it a one-time, occasional or a regular transfer?
1309	<a href="#">b1017_2</a>	Transfer to person 2 one-time, occasional or regular transfer (W2)	discrete	numeric-1.0	34	3115	Was it a one-time, occasional or a regular transfer?
1310	<a href="#">b1017_3</a>	Transfer to person 3 one-time, occasional or regular transfer (W2)	discrete	numeric-1.0	10	3139	Was it a one-time, occasional or a regular transfer?
1311	<a href="#">b1017_4</a>	Transfer to person 4 one-time, occasional or regular transfer (W2)	discrete	numeric-1.0	3	3146	Was it a one-time, occasional or a regular transfer?
1312	<a href="#">b1017_5</a>	Transfer to person 5 one-time, occasional or regular transfer (W2)	discrete	numeric-1.0	1	3148	Was it a one-time, occasional or a regular transfer?
1313	<a href="#">b1018_1</a>	Cash value of transfer given to person 1 within last 12 mnths	continuous	numeric-11.2	86	3063	What was the total cash value of the money, assets, or goods that you or your partner/spouse gave to this person within the last 12 months?
1314	<a href="#">b1018_2</a>	Cash value of transfer given to person 2 within last 12 mnths	continuous	numeric-11.2	23	3126	What was the total cash value of the money, assets, or goods that you or your partner/spouse gave to this person within the last 12 months?
1315	<a href="#">b1018_3</a>	Cash value of transfer given to person 3 within last 12 mnths	continuous	numeric-11.2	6	3143	What was the total cash value of the money, assets, or goods that you or your partner/spouse gave to this person within the last 12 months?
1316	<a href="#">b1018_4</a>	Cash value of transfer given to person 4 within last 12 mnths	continuous	numeric-11.2	2	3147	What was the total cash value of the money, assets, or goods that you or your partner/spouse gave to this person within the last 12 months?
1317	<a href="#">b1018_5</a>	Cash value of transfer given to person 5 within last 12 mnths	continuous	numeric-8.0	0	3149	What was the total cash value of the money, assets, or goods that you or your partner/spouse gave to this person within the last 12 months?
1318	<a href="#">b1104a</a>	Aims of the country for the next 10 yrs. First choice	discrete	numeric-1.0	3146	3	People sometimes talk about what the aims of this country should be for the next 10 years. On this card are listed some of the goals which different people would give top priority. Would you please say which one of these you, yourself, consider the most important? Card 1201
1319	<a href="#">b1104b</a>	Aims of the country for the next 10 yrs. Second choice	discrete	numeric-1.0	3146	3	And which would be the next most important?
1320	<a href="#">b1105</a>	Opinion about trusting people	discrete	numeric-1.0	3146	3	Generally speaking, would you say that most people can be trusted or that you need to be very careful in dealing with people?
1321	<a href="#">b1106</a>	Opinion about fairness of people	discrete	numeric-1.0	3146	3	Do you think most people would try to take advantage of you if they got a chance, or would they try to be fair?
1322	<a href="#">b1107_a</a>	Opinion: Marriage is outdated institution (W2)	discrete	numeric-1.0	3146	3	Marriage is an outdated institution

<b>File GGS_Wave2_CzechRepublic_V1.3.</b>							
#	Name	Label	Type	Format	Valid	Invalid	Question
1323	<a href="#">b1107_b</a>	Opinion: It is all right for an unmarried couple to live together (W2)	discrete	numeric-1.0	3146	3	It is all right for an unmarried couple to live together even if they have no interest in marriage
1324	<a href="#">b1107_c</a>	Opinion: Marriage is a lifetime relationship and should never be ended (W2)	discrete	numeric-1.0	3146	3	Marriage is a lifetime relationship and should never be ended
1325	<a href="#">b1107_d</a>	Opinion: It's all right for a couple to divorce even if they have children (W2)	discrete	numeric-1.0	3146	3	It is all right for a couple with an unhappy marriage to get a divorce even if they have children
1326	<a href="#">b1107_e</a>	Opinion: A woman has to have children in order to be fulfilled (W2)	discrete	numeric-1.0	3146	3	A woman has to have children in order to be fulfilled
1327	<a href="#">b1107_f</a>	Opinion: A man has to have children in order to be fulfilled (W2)	discrete	numeric-1.0	3146	3	A man has to have children in order to be fulfilled
1328	<a href="#">b1107_g</a>	Opinion: A child needs a home with father and mother to grow up happily (W2)	discrete	numeric-1.0	3146	3	A child needs a home with both a father and a mother to grow up happily
1329	<a href="#">b1107_h</a>	Opinion: Woman can have child as single parent even without stable relationship (W2)	discrete	numeric-1.0	3146	3	A woman can have a child as a single parent even if she doesn't want to have a stable relationship with a man
1330	<a href="#">b1107_i</a>	Opinion: When children turn about 18-20 yrs they should live independently (W2)	discrete	numeric-1.0	3146	3	When children turn about 18–20 years old they should start to live independently
1331	<a href="#">b1107_j</a>	Opinion: Homosexual couples should have same rights as heterosexual (W2)	discrete	numeric-1.0	3146	3	Homosexual couples should have the same rights as heterosexual couples do
1332	<a href="#">b1108_1</a>	First most important qualities for children	discrete	numeric-2.0	3144	5	Here is a list of qualities that children can acquire. Which, if any, do you consider to be especially important? Please choose up to three and mention them in the order of importance.
1333	<a href="#">b1108_2</a>	Second most important qualities for children	discrete	numeric-2.0	3135	14	Here is a list of qualities that children can acquire. Which, if any, do you consider to be especially important? Please choose up to three and mention them in the order of importance.
1334	<a href="#">b1108_3</a>	Third most important qualities for children	discrete	numeric-2.0	3115	34	Here is a list of qualities that children can acquire. Which, if any, do you consider to be especially important? Please choose up to three and mention them in the order of importance.
1335	<a href="#">b1109_1</a>	First most important aspect of a job (W2)	discrete	numeric-2.0	3143	6	Here are some aspects of a job that people say are important. Please look at them and tell me which ones you personally think are important in a job? Please choose up to three and mention them in the order of importance.
1336	<a href="#">b1109_2</a>	Second most important aspect of a job (W2)	discrete	numeric-2.0	3130	19	Here are some aspects of a job that people say are important. Please look at them and tell me which ones you personally think are important in a job? Please choose up to three and mention them in the order of importance.

File GGS_Wave2_CzechRepublic_V1.3.							
#	Name	Label	Type	Format	Valid	Invalid	Question
1337	<a href="#">b1109_3</a>	Third most important aspect of a job (W2)	discrete	numeric-2.0	3101	48	Here are some aspects of a job that people say are important. Please look at them and tell me which ones you personally think are important in a job? Please choose up to three and mention them in the order of importance.
1338	<a href="#">b1110_a</a>	Opinion: Care for older persons in need of care at their home (W2)	discrete	numeric-1.0	3143	6	Care for older persons in need of care at their home
1339	<a href="#">b1110_b</a>	Opinion: Care for pre-school children (W2)	discrete	numeric-1.0	3143	6	Care for pre-school children
1340	<a href="#">b1110_c</a>	Opinion: Care for schoolchildren during after-school hrs (W2)	discrete	numeric-1.0	3143	6	Care for schoolchildren during after-school hours
1341	<a href="#">b1110_d</a>	Opinion: Financial support older people below subsistence level (W2)	discrete	numeric-1.0	3143	6	Financial support for older people who live below subsistence level
1342	<a href="#">b1110_e</a>	Opinion: Financial support younger people with children below subsistence level (W2)	discrete	numeric-1.0	3143	6	Financial support for younger people with children who live below subsistence level
1343	<a href="#">b1111_a</a>	Opinion: Grandparents look after grandchildren if parents are unable to do so (W2)	discrete	numeric-1.0	3143	6	Grandparents should look after their grandchildren if the parents of these grandchildren are unable to do so
1344	<a href="#">b1111_b</a>	Opinion: Parents should provide financial help adult children when in difficulty (W2)	discrete	numeric-1.0	3143	6	Parents ought to provide financial help for their adult children when the children are having financial difficulties
1345	<a href="#">b1111_c</a>	Opinion: If adult children in need, parents adjust own lives to help them (W2)	discrete	numeric-1.0	3143	6	If their adult children were in need, parents should adjust their own lives in order to help them
1346	<a href="#">b1112_a</a>	Opinion: Children should take responsibility for care parents if parents in need (W2)	discrete	numeric-1.0	3143	6	Children should take responsibility for caring for their parents when parents are in need
1347	<a href="#">b1112_b</a>	Opinion: Children should adjust working lives to the needs of their parents (W2)	discrete	numeric-1.0	3143	6	Children should adjust their working lives to the needs of their parents
1348	<a href="#">b1112_c</a>	Opinion: When parents in need, daughters should take more caring responsibility (W2)	discrete	numeric-1.0	3143	6	When parents are in need, daughters should take more caring responsibility than sons
1349	<a href="#">b1112_d</a>	Opinion: Children should provide financial help if parents financial difficulty (W2)	discrete	numeric-1.0	3143	6	Children ought to provide financial help for their parents when their parents are having financial difficulties
1350	<a href="#">b1112_e</a>	Opinion: Children should live with parents when no longer look after themselves (W2)	discrete	numeric-1.0	3143	6	Children should have their parents to live with them when parents can no longer look after themselves
1351	<a href="#">b1113_a</a>	Opinion: In a couple it is better for the man to be older than the woman (W2)	discrete	numeric-1.0	3141	8	In a couple it is better for the man to be older than the woman
1352	<a href="#">b1113_b</a>	Opinion: If woman earns more than partner, not good for relationship (W2)	discrete	numeric-1.0	3141	8	If a woman earns more than her partner, it is not good for the relationship

File GGS_Wave2_CzechRepublic_V1.3.							
#	Name	Label	Type	Format	Valid	Invalid	Question
1353	<a href="#">b1113_c</a>	Opinion: On the whole, men make better political leaders than women (W2)	discrete	numeric-1.0	3141	8	On the whole, men make better political leaders than women do
1354	<a href="#">b1113_d</a>	Opinion: Women should be able decide how to spend money without asking partner (W2)	discrete	numeric-1.0	3141	8	Women should be able to decide how to spend the money they earn without having to ask their partner's permission
1355	<a href="#">b1113_e</a>	Opinion: Looking after the home/family is just as fulfilling as working for pay (W2)	discrete	numeric-1.0	3141	8	Looking after the home or family is just as fulfilling as working for pay
1356	<a href="#">b1113_g</a>	Opinion: Children often suffer because fathers concentrate too much on work (W2)	discrete	numeric-1.0	3141	8	Children often suffer because their fathers concentrate too much on their work
1357	<a href="#">b1113_h</a>	Opinion: If parents divorce it's better for child stay with mother than father (W2)	discrete	numeric-1.0	3141	8	If parents divorce it is better for the child to stay with the mother than with the father
1358	<a href="#">b1114_a</a>	Opinion: When jobs scarce, men more right to job than women (W2)	discrete	numeric-1.0	3141	8	When jobs are scarce, men should have more right to a job than women
1359	<a href="#">b1114_b</a>	Opinion: When jobs scarce, younger people more right to job than older people (W2)	discrete	numeric-1.0	3141	8	When jobs are scarce, younger people should have more right to a job than older people
1360	<a href="#">b1114_c</a>	Opinion: When jobs scarce, people with children more right to job than childless (W2)	discrete	numeric-1.0	3141	8	When jobs are scarce, people with children should have more right to a job than childless people
1361	<a href="#">bn1401u_1</a>	Duration of interruption (minutes)	continuous	numeric-5.0	2977	172	Duration of interruption: first time (in minutes)
1362	<a href="#">bn1401u_2</a>	Duration of interruption (minutes)	discrete	numeric-4.0	2977	172	Duration of interruption: second time (in minutes)
1363	<a href="#">bn1401u_3</a>	Duration of interruption (minutes)	discrete	numeric-2.0	2977	172	Duration of interruption: third time (in minutes)
1364	<a href="#">bn1401u_4</a>	Duration of interruption (minutes)	discrete	numeric-1.0	2977	172	Duration of interruption: fourth time (in minutes)
1365	<a href="#">bn1401u_5</a>	Duration of interruption (minutes)	discrete	numeric-1.0	2977	172	Duration of interruption: fifth time (in minutes)
1366	<a href="#">bn1402a</a>	Other people present at the interview (W2)	discrete	numeric-1.0	2977	172	Were any other people present during any part of this interview?
1367	<a href="#">bn1402b</a>	Other people influencing respondent (W2)	discrete	numeric-1.0	238	2911	Did any of these people seem to influence any of the answers given by the respondent?
1368	<a href="#">bn1402c</a>	Manner in which others influenced respondent (W2)	discrete	numeric-1.0	47	3102	In what way was the respondent influenced?
1369	<a href="#">bn1403</a>	R's willingness to answer (W2)	discrete	numeric-2.0	2976	173	All in all, how willing was the respondent to answer the questions?
1370	<a href="#">bn1404</a>	Reliability of R's information (W2)	discrete	numeric-2.0	2976	173	How would you judge the information the respondent gave?
1371	<a href="#">bn1405</a>	R same person than in Wave 1	discrete	numeric-1.0	2918	231	Would you say that the respondent answering to you was also interviewed in the previous wave 3 years ago?

# Variables Description

**Dataset contains 1371 variable(s)**

## File : GGS\_Wave2\_CzechRepublic\_V1.3.

### # bcountry: Country (W2)

**Information** [Type= discrete] [Format=numeric] [Range= 11-28] [Missing=\*]

**Statistics [NW/ W]** [Valid=3149 /-] [Invalid=0 /-]

Value	Label	Cases	Percentage
11	Bulgaria	0	
12	Russia	0	
13	Georgia	0	
14	Germany	0	
15	France	0	
16	Hungary	0	
17	Italy	0	
18	Netherlands	0	
19	Romania	0	
20	Norway	0	
21	Austria	0	
22	Estonia	0	
23	Belgium	0	
24	Australia	0	
25	Lithuania	0	
26	Poland	0	
28	CzechRepublic	3149	100.0%

*Warning: these figures indicate the number of cases found in the data file. They cannot be interpreted as summary statistics of the population of interest.*

### # arid: R identification number (W2)

**Information** [Type= discrete] [Format=numeric] [Range= 11-511201] [Missing=\*]

**Statistics [NW/ W]** [Valid=3149 /-] [Invalid=0 /-] [Mean=5239.505 /-] [StdDev=3166.988 /-]

### # bweight: Weight

**Information** [Type= continuous] [Format=numeric] [Range= 0.217456071260202-4.34531192932802] [Missing=\*/9999997/9999998/9999999]

**Statistics [NW/ W]** [Valid=3149 /-] [Invalid=0 /-] [Mean=1.005 /-] [StdDev=0.598 /-]

**Definition** Standardized weight based on the country specific population weight.

### # bmonth: Mnth of interview (W2)

**Information** [Type= discrete] [Format=numeric] [Range= 1-2401] [Missing=\*/97/98/99]

**Statistics [NW/ W]** [Valid=3149 /-] [Invalid=0 /-]

**Definition** Q 001

**Pre-question** Interviewer Instruction: Write in the time and date when the interview starts.

**Literal question** Interview started at...on...

**Interviewer's instructions** Interviewer Instruction: Read the following text.

This survey is a continuation of the Generations and Gender Survey in which you participated three years ago. It is part of an international programme co-ordinated by the UN Economic Commission for Europe. An interesting feature of our research is that it tries to follow the lives of people over a long period of time.

The aim of this research is to learn more about the everyday life, circumstances, and opinions of people and families. We want to gather information about the factors that influence the formation of new families, childbearing and preparation for old age. We also want to gather information about the lives of the young, middle-aged and old generations. This survey will show how people's life and family circumstances have changed over time, which will improve understanding of impediments of family life and relations of generations and help to develop policies for the future.



## File : GGS\_Wave2\_CzechRepublic\_V1.3.

### # bmonth: Mnth of interview (W2)

Each person's answer is very important to us, because each person who was visited and questioned represents a particular group of our society. Therefore, although they were randomly selected, the participants of this survey proportionally represent all of the inhabitants of this country. That is why it is important to question the same people again this time. We will hold the information you give us in the strictest confidence, and use it only for statistical processing. If possible, it would be better if we could have this interview without others being present.

Value	Label	Cases	Percentage
1	January	6	0.2%
2	February	1	0.0%
3	March	358	11.4%
4	April	978	31.1%
5	May	577	18.3%
6	June	445	14.1%
7	July	252	8.0%
8	August	197	6.3%
9	September	156	5.0%
10	October	62	2.0%
11	November	68	2.2%
12	December	49	1.6%
21	winter months at the beginning of the year (January, February)	0	
22	spring	0	
23	summer	0	
24	autumn	0	
25	winter at the end of the year (December)	0	
97	does not know	0	
98	refusal	0	
99	no response/not applicable	0	



*Warning: these figures indicate the number of cases found in the data file. They cannot be interpreted as summary statistics of the population of interest.*

### # byear: Yr of interview (W2)

<b>Information</b>	[Type= discrete] [Format=numeric] [Range= 2006-2401] [Missing=*/9997/9998/9999]
<b>Statistics [NW/ W]</b>	[Valid=3149 /-] [Invalid=0 /-]
<b>Definition</b>	Q 001
<b>Pre-question</b>	Interviewer Instruction: Write in the time and date when the interview starts.
<b>Literal question</b>	Interview started at...on...
<b>Interviewer's instructions</b>	<p>Interviewer Instruction: Read the following text.</p> <p>This survey is a continuation of the Generations and Gender Survey in which you participated three years ago. It is part of an international programme co-ordinated by the UN Economic Commission for Europe. An interesting feature of our research is that it tries to follow the lives of people over a long period of time.</p> <p>The aim of this research is to learn more about the everyday life, circumstances, and opinions of people and families. We want to gather information about the factors that influence the formation of new families, childbearing and preparation for old age. We also want to gather information about the lives of the young, middle-aged and old generations. This survey will show how people's life and family circumstances have changed over time, which will improve understanding of impediments of family life and relations of generations and help to develop policies for the future.</p> <p>Each person's answer is very important to us, because each person who was visited and questioned represents a particular group of our society. Therefore, although they were randomly selected, the participants of this survey proportionally represent all of the inhabitants of this country. That is why it is important to question the same people again this time. We will hold the information you give us in the strictest confidence, and use it only for statistical processing. If possible, it would be better if we could have this interview without others being present.</p>

## File : GGS\_Wave2\_CzechRepublic\_V1.3.











### # byear: Yr of interview (W2)

Value	Label	Cases	Percentage
2008		3141	 99.7%
2009		8	 0.3%
9997	does not know	0	
9998	refusal	0	
9999	no response/not applicable	0	

Warning: these figures indicate the number of cases found in the data file. They cannot be interpreted as summary statistics of the population of interest.

### # bdwell: Type of dwelling where R lives (W2)











<b>Information</b>	[Type= discrete] [Format=numeric] [Range= 1-2406] [Missing=*/97/98/99]
<b>Statistics [NW/ W]</b>	[Valid=3125 /-] [Invalid=24 /-]
<b>Definition</b>	Consolidated variable from Q 1302

Value	Label	Cases	Percentage
1	detached house	996	 31.9%
2	semi-detached house	74	 2.4%
3	attached row house	225	 7.2%
4	apartment/room in a building of less than 4 floors and no elevator	611	 19.6%
5	apartment/room in a building of less than 4 floors and with elevator	84	 2.7%
6	apartment/room in a building with 4 floors or more and no elevator	291	 9.3%
7	apartment/room in a building with 4 floors or more and with elevator	808	 25.9%
8	dwelling unit that specifically meets the needs of the elderly	7	 0.2%
9	farm	4	 0.1%
10	institution (home for the elderly, nursing home)	25	 0.8%
11	other, specify	0	
97	does not know	0	
98	refusal	0	
99	no response/not applicable	24	

Warning: these figures indicate the number of cases found in the data file. They cannot be interpreted as summary statistics of the population of interest.

### # bfloor: Floor number on which R lives (W2)

<b>Information</b>	[Type= discrete] [Format=numeric] [Range= 0-999] [Missing=*/97/98/99]
<b>Statistics [NW/ W]</b>	[Valid=3092 /-] [Invalid=57 /-]
<b>Definition</b>	Consolidated variable from Q 1303

Value	Label	Cases	Percentage
0		1112	 36.0%
1		793	 25.6%
2		358	 11.6%
3		309	 10.0%
4		201	 6.5%
5		118	 3.8%
6		61	 2.0%
7		59	 1.9%
8		31	 1.0%
9		12	 0.4%

## File : GGS\_Wave2\_CzechRepublic\_V1.3.

### # bfloor: Floor number on which R lives (W2)

Value	Label	Cases	Percentage
10		15	0.5%
11		11	0.4%
12		5	0.2%
13		3	0.1%
14		2	0.1%
40		2	0.1%
97	does not know	0	
98	refusal	0	
99	no response/not applicable	57	

Warning: these figures indicate the number of cases found in the data file. They cannot be interpreted as summary statistics of the population of interest.

### # bnumdissol: Number of partnership dissolutions since {wave 1} (W2)

<b>Information</b>	[Type= discrete] [Format=numeric] [Range= 0-99] [Missing=*/96]
<b>Statistics [NW/ W]</b>	[Valid=3149 /-] [Invalid=0 /-]
<b>Definition</b>	Derived variable
<b>Notes</b>	The number of partnerships that ended in break up or partner's death after wave 1 (code 2 or 3 on question 312 "Partnership History" grid). Note that this variable include partnerships present at wave 1 and that ended after.

Value	Label	Cases	Percentage
0		2860	90.8%
1		267	8.5%
2		17	0.5%
3		5	0.2%
96	unknown	0	

Warning: these figures indicate the number of cases found in the data file. They cannot be interpreted as summary statistics of the population of interest.

### # bnumdissol: Total number of partnership dissolutions (W2)

<b>Information</b>	[Type= discrete] [Format=numeric] [Range= 0-99] [Missing=*/96]
<b>Statistics [NW/ W]</b>	[Valid=3149 /-] [Invalid=0 /-]
<b>Definition</b>	Derived variable
<b>Notes</b>	The total number of partnership dissolutions reported at wave 1 (variable numdissol at wave 1 ) PLUS the partnership dissolutions between the two waves (variable bnumdissol). Note that this variable only refers to resident partners.

Value	Label	Cases	Percentage
0		2324	73.8%
1		638	20.3%
2		149	4.7%
3		31	1.0%
4		6	0.2%
5		1	0.0%
96	unknown	0	

Warning: these figures indicate the number of cases found in the data file. They cannot be interpreted as summary statistics of the population of interest.

### # bnumdivorce: Number of partnerships ending in divorce since {wave 1} (W2)

<b>Information</b>	[Type= discrete] [Format=numeric] [Range= 0-99] [Missing=*/96]
<b>Statistics [NW/ W]</b>	[Valid=3149 /-] [Invalid=0 /-]
<b>Definition</b>	Derived variable

## File : GGS\_Wave2\_CzechRepublic\_V1.3.

### # bnumdivorce: Number of partnerships ending in divorce since {wave 1} (W2)

<b>Notes</b>	The number of previous marriages that ended in divorce between wave 1 and wave 2. For marriages present at wave 1: code 1 on question 302 or 303 AND code 2 on question 312, "Partnership history" grid. For marriages started after wave 1: code 1 on question 310 AND code 2 on question 312, "Partnership history" grid.
--------------	---

Value	Label	Cases	Percentage
0		3111	98.8%
1		35	1.1%
2		3	0.1%
96	unknown	0	

*Warning: these figures indicate the number of cases found in the data file. They cannot be interpreted as summary statistics of the population of interest.*

### # bnumdivorce: Total number of partnerships ending in divorce (W2)

<b>Information</b>	[Type= discrete] [Format=numeric] [Range= 0-99] [Missing=*/96]
<b>Statistics [NW/ W]</b>	[Valid=3149 /-] [Invalid=0 /-]
<b>Definition</b>	Derived variable
<b>Notes</b>	The total number of marriage dissolutions reported at wave 1 (variable numdivorce at wave 1 ) PLUS the marriage dissolutions between the two waves (variable bnumdivorce). Note that this variable only refers to resident partners.

Value	Label	Cases	Percentage
0		2601	82.6%
1		480	15.2%
2		59	1.9%
3		8	0.3%
4		1	0.0%
96	unknown	0	

*Warning: these figures indicate the number of cases found in the data file. They cannot be interpreted as summary statistics of the population of interest.*

### # blivingwithpartner: Respondent is living with their current partner (W2)

<b>Information</b>	[Type= discrete] [Format=numeric] [Range= 1-2] [Missing=*/6]
<b>Statistics [NW/ W]</b>	[Valid=3149 /-] [Invalid=0 /-]
<b>Definition</b>	Derived variable
<b>Notes</b>	"Yes" if Respondent's partner is present in the Household grid; "No" otherwise.

Value	Label	Cases	Percentage
1	Yes	1789	56.8%
2	No	1360	43.2%
6	unknown	0	

*Warning: these figures indicate the number of cases found in the data file. They cannot be interpreted as summary statistics of the population of interest.*

### # bnrespartafterw1: Starting living with current partner after {wave 1} (W2)

<b>Information</b>	[Type= discrete] [Format=numeric] [Range= 1-2] [Missing=*/96]
<b>Statistics [NW/ W]</b>	[Valid=3149 /-] [Invalid=0 /-]
<b>Definition</b>	Derived variable
<b>Notes</b>	"Yes" if Respondent started living with current partner after wave 1 (code 1 on question 312 "Partnership history" grid); "No" otherwise.

Value	Label	Cases	Percentage
1	Yes	1600	50.8%
2	No	1549	49.2%

## File : GGS\_Wave2\_CzechRepublic\_V1.3.

### # bnrespartafterw1: Starting living with current partner after {wave 1} (W2)

Value	Label	Cases	Percentage
96	unknown	0	

*Warning: these figures indicate the number of cases found in the data file. They cannot be interpreted as summary statistics of the population of interest.*

### # bnnummarriage: Number of marriages since {wave 1} (W2)

<b>Information</b>	[Type= discrete] [Format=numeric] [Range= 0-99] [Missing=*/96]
<b>Statistics [NW/ W]</b>	[Valid=3149 /-] [Invalid=0 /-]
<b>Definition</b>	Derived variable
<b>Notes</b>	The marriages that occurred between wave 1 and wave 2 (code 1 on question 303 or question 310). Note that this variable only includes marriages with co-resident partners, and it does not include marriages present at wave 1.

Value	Label	Cases	Percentage
0		3079	97.8%
1		66	2.1%
2		4	0.1%
96	unknown	0	

*Warning: these figures indicate the number of cases found in the data file. They cannot be interpreted as summary statistics of the population of interest.*

### # bnummarriage: Total number of marriages (W2)

<b>Information</b>	[Type= discrete] [Format=numeric] [Range= 0-99] [Missing=*/96]
<b>Statistics [NW/ W]</b>	[Valid=3149 /-] [Invalid=0 /-]
<b>Definition</b>	Derived variable
<b>Notes</b>	The total number of marriages reported at wave 1 (variable nummarriage at wave 1 ) PLUS the marriages between the two waves (variable bnnummarriage). Note that for wave 1 this variable includes marriages with co-resident as well as non-resident partners, whereas for wave 2 it only refers to marriages with co-resident partners.

Value	Label	Cases	Percentage
0		909	28.9%
1		1954	62.1%
2		252	8.0%
3		31	1.0%
4		1	0.0%
5		2	0.1%
96	unknown	0	

*Warning: these figures indicate the number of cases found in the data file. They cannot be interpreted as summary statistics of the population of interest.*

### # bnnumpartnerships: Number of co-resident partners Respondent had since {wave 1} (including current (W2)

<b>Information</b>	[Type= discrete] [Format=numeric] [Range= 0-99] [Missing=*/96]
<b>Statistics [NW/ W]</b>	[Valid=3149 /-] [Invalid=0 /-]
<b>Definition</b>	Derived variable
<b>Notes</b>	The number of partnerships dissolutions that occurred between wave 1 and wave 2 (see variable bnnumdissol) PLUS the current partnership if one exists. Note that this variable only refers to resident partners since wave 1.

Value	Label	Cases	Percentage
0		1175	37.3%
1		1853	58.8%
2		111	3.5%
3		10	0.3%
96	unknown	0	







## File : GGS\_Wave2\_CzechRepublic\_V1.3.

### # bnumpartnerships: Number of co-resident partners Respondent had since {wave 1} (including current (W2)

*Warning: these figures indicate the number of cases found in the data file. They cannot be interpreted as summary statistics of the population of interest.*

### # bnumpartnerships: Number of co-resident partners Respondent ever had (including current if one) (W2)



<b>Information</b>	[Type= discrete] [Format=numeric] [Range= 0-99] [Missing=*/96]
<b>Statistics [NW/ W]</b>	[Valid=3149 /-] [Invalid=0 /-]
<b>Definition</b>	Derived variable
<b>Notes</b>	The total number of partnership dissolutions reported at wave 1 (variable numdissol at wave 1 ) PLUS the partnership dissolutions between the two waves (variable bnumdissol) PLUS the current partnership if one exists (partner is present in the Household grid at wave 2). Note that this variable only refers to resident partners, past and present.

Value	Label	Cases	Percentage
0		825	 26.2%
1		1916	 60.8%
2		310	 9.8%
3		83	 2.6%
4		13	 0.4%
5		2	 0.1%
96	unknown	0	

*Warning: these figures indicate the number of cases found in the data file. They cannot be interpreted as summary statistics of the population of interest.*

### # bnchildprevp: Any children from partnerships since {wave 1}



<b>Information</b>	[Type= discrete] [Format=numeric] [Range= 1-2] [Missing=*/7/8/9]
<b>Statistics [NW/ W]</b>	[Valid=3149 /-] [Invalid=0 /-]
<b>Definition</b>	Derived variable
<b>Notes</b>	"Yes" if Respondent had children from any partner between wave 1 and wave 2 (question 314, "Partnership history" grid); "No" otherwise.

Value	Label	Cases	Percentage
1	Yes	191	 6.1%
2	No	2958	 93.9%
6	unknown	0	

*Warning: these figures indicate the number of cases found in the data file. They cannot be interpreted as summary statistics of the population of interest.*

### # bchildprevp: Any children from previous partnership

<b>Information</b>	[Type= discrete] [Format=numeric] [Range= 1-99] [Missing=*/7/8/9]
<b>Statistics [NW/ W]</b>	[Valid=3149 /-] [Invalid=0 /-]
<b>Definition</b>	Derived variable
<b>Notes</b>	"Yes" if Respondent reported to have had children with any previous co-resident partner at wave 1 (variable childprev) AND/OR at wave 2 (variable bnchildprevp); "No" otherwise.

Value	Label	Cases	Percentage
1	yes	396	 12.6%
2	no	2753	 87.4%
6	unknown	0	

*Warning: these figures indicate the number of cases found in the data file. They cannot be interpreted as summary statistics of the population of interest.*

### # bfemage: If partnered: age of female (W2)

<b>Information</b>	[Type= discrete] [Format=numeric] [Range= 4-101] [Missing=*/997/998/999]
<b>Statistics [NW/ W]</b>	[Valid=1949 /-] [Invalid=1200 /-] [Mean=47.348 /-] [StdDev=14.637 /-]

## File : GGS\_Wave2\_CzechRepublic\_V1.3.

### # bfemage: If partnered: age of female (W2)

<b>Definition</b>	Derived variable from consolidated variable bage, bsex, b373y, b384.
<b>Universe</b>	If R has a partner
<b>Notes</b>	For a resident partner the age was copied from the Household grid; for a non resident partner the age was calculated as: year of interview MINUS question 333 (variable b315y). Rs with non-resident partners are coded with "999 - not applicable/no response", when variable b315y is not available in the dataset. Note that this variable does not have a value for same-sex partnerships.

Value	Label	Cases	Percentage
18		3	0.2%
19		5	0.3%
20		9	0.5%
21		20	1.0%
22		15	0.8%
23		23	1.2%
24		25	1.3%
25		18	0.9%
26		25	1.3%
27		24	1.2%
28		36	1.8%
29		23	1.2%
30		37	1.9%
31		51	2.6%
32		52	2.7%
33		47	2.4%
34		50	2.6%
35		52	2.7%
36		53	2.7%
37		39	2.0%
38		54	2.8%
39		41	2.1%
40		40	2.1%
41		33	1.7%
42		24	1.2%
43		43	2.2%
44		45	2.3%
45		33	1.7%
46		39	2.0%
47		26	1.3%
48		37	1.9%
49		28	1.4%
50		48	2.5%
51		26	1.3%
52		44	2.3%
53		56	2.9%
54		41	2.1%

# File : GGS\_Wave2\_CzechRepublic\_V1.3.

## # bfemale: If partnered: age of female (W2)

Value	Label	Cases	Percentage
55		36	1.8%
56		32	1.6%
57		52	2.7%
58		48	2.5%
59		34	1.7%
60		45	2.3%
61		46	2.4%
62		44	2.3%
63		28	1.4%
64		40	2.1%
65		29	1.5%
66		28	1.4%
67		38	1.9%
68		30	1.5%
69		24	1.2%
70		23	1.2%
71		21	1.1%
72		17	0.9%
73		9	0.5%
74		20	1.0%
75		9	0.5%
76		10	0.5%
77		13	0.7%
78		2	0.1%
79		6	0.3%
997	does not know	0	
998	refusal	0	
999	no response/not applicable	0	
Sysmiss		1200	

Warning: these figures indicate the number of cases found in the data file. They cannot be interpreted as summary statistics of the population of interest.

## # bmaleage: If partnered: age of male (W2)

<b>Information</b>	[Type= discrete] [Format=numeric] [Range= 11-96] [Missing=*/997/998/999]
<b>Statistics [NW/ W]</b>	[Valid=1945 /-] [Invalid=1204 /-] [Mean=50.212 /-] [StdDev=14.893 /-]
<b>Definition</b>	Derived variable from consolidated variable bage, bsex, b373y, b384.
<b>Universe</b>	If R has a partner
<b>Notes</b>	For a resident partner the age was copied from the Household grid; for a non resident partner the age was calculated as: year of interview MINUS question 333 (variable b315y). Rs with non-resident partners are coded with "999 - not applicable/no response", when variable b315y is not available in the dataset. Note that this variable does not have a value for same-sex partnerships.

Value	Label	Cases	Percentage
20		1	0.1%
21		6	0.3%
22		9	0.5%



# File : GGS\_Wave2\_CzechRepublic\_V1.3.

# bmaleage: If partnered: age of male (W2)

Value	Label	Cases	Percentage
23		14	0.7%
24		15	0.8%
25		17	0.9%
26		17	0.9%
27		28	1.4%
28		25	1.3%
29		30	1.5%
30		23	1.2%
31		42	2.2%
32		40	2.1%
33		48	2.5%
34		35	1.8%
35		44	2.3%
36		52	2.7%
37		30	1.5%
38		59	3.0%
39		37	1.9%
40		35	1.8%
41		32	1.6%
42		44	2.3%
43		49	2.5%
44		42	2.2%
45		34	1.7%
46		27	1.4%
47		24	1.2%
48		45	2.3%
49		32	1.6%
50		48	2.5%
51		48	2.5%
52		30	1.5%
53		32	1.6%
54		32	1.6%
55		47	2.4%
56		40	2.1%
57		46	2.4%
58		50	2.6%
59		46	2.4%
60		32	1.6%
61		44	2.3%
62		56	2.9%
63		29	1.5%
64		24	1.2%
65		51	2.6%

## File : GGS\_Wave2\_CzechRepublic\_V1.3.

### # bmaleage: If partnered: age of male (W2)

Value	Label	Cases	Percentage
66		35	1.8%
67		34	1.7%
68		34	1.7%
69		24	1.2%
70		34	1.7%
71		26	1.3%
72		27	1.4%
73		20	1.0%
74		26	1.3%
75		20	1.0%
76		18	0.9%
77		19	1.0%
78		11	0.6%
79		12	0.6%
80		5	0.3%
81		1	0.1%
82		2	0.1%
83		3	0.2%
85		1	0.1%
87		2	0.1%
997	does not know	0	
998	refusal	0	
999	no response/not applicable	0	
Sysmiss		1204	

Warning: these figures indicate the number of cases found in the data file. They cannot be interpreted as summary statistics of the population of interest.

### # bfemeduc: If partnered: level of education of female (W2)

<b>Information</b>	[Type= discrete] [Format=numeric] [Range= 0-2402] [Missing=*/97/98/99]
<b>Statistics [NW/ W]</b>	[Valid=0 /-] [Invalid=3149 /-]
<b>Definition</b>	<p>Derived variable from b148 &amp; consolidated variable b379.</p> <p>Country-specific additional values:</p> <ul style="list-style-type: none"> <li>- AUS: "2401-Certificate/Trade certificate", "2402-Post-graduate degree".</li> <li>- BGR: "1101 - secondary education level (all kinds)".</li> <li>- DEU: "1401 - still pupil", "1402 - still in training", "1403 - other education".</li> </ul> <p>Only country-specific values:</p> <ul style="list-style-type: none"> <li>- FRA: "1501 - 0-isc97", "1502 - 1-2-isc97", "1503 - 3a- ISCED 97", "1504 - 3b-ISCED 97", "1505 - 3c- ISCED 97", "1506 - 5a-6-ISCED 97", "1507 - 5b-ISCED 97".</li> </ul>
<b>Universe</b>	If R has a partner
<b>Notes</b>	<p>For a resident partner the education level was copied from question 112 (variable b148) or question 323 (variable b308); for a non resident partner the education was copied from question 112 (variable b148) or question 332 (variable b321). Rs with non-resident partners are coded with "99 - not applicable/no response", when variable b321 is not available in the dataset.</p> <p>Note that this variable does not have a value for same-sex partnerships.</p> <p>AUS, HUN: this variable refers only to cohabiting couples.</p>

## File : GGS\_Wave2\_CzechRepublic\_V1.3.

### # bfemeduc: If partnered: level of education of female (W2)

Value	Label	Cases	Percentage
0	iscsd 0 - pre-primary education	0	
1	iscsd 1 - primary level	0	
2	iscsd 2 - lower secondary level	0	
3	iscsd 3 - upper secondary level	0	
4	iscsd 4 - post secondary non-tertiary	0	
5	iscsd 5 - first stage of tertiary	0	
6	iscsd 6 - second stage of tertiary	0	
1101	secondary education level (all kinds)	0	
1401	still pupil	0	
1402	still in training	0	
1403	other education	0	
1501	0-ISCED 97	0	
1502	1-2-ISCED 97	0	
1503	3a- ISCED 97	0	
1504	3b-ISCED 97	0	
1505	3c- ISCED 97	0	
1506	5a-6-ISCED 97	0	
1507	5b-ISCED 97	0	
2401	Certificate/Trade certificate	0	
2402	Post-graduate degree	0	
97	does not know	0	
98	refusal	0	
99	no response/not applicable	193	
Sysmiss		2956	

*Warning: these figures indicate the number of cases found in the data file. They cannot be interpreted as summary statistics of the population of interest.*

### # bmaleeduc: If partnered: level of education of male (W2)

<b>Information</b>	[Type= discrete] [Format=numeric] [Range= 0-2402] [Missing=*/97/98/99]
<b>Statistics [NW/ W]</b>	[Valid=0 /-] [Invalid=3149 /-]
<b>Definition</b>	<p>Derived variable from b148 &amp; consolidated variable b379.</p> <p>Country-specific additional values:</p> <ul style="list-style-type: none"> <li>- AUS: "2401-Certificate/Trade certificate", "2402-Post-graduate degree".</li> <li>- BGR: "1101 - secondary education level (all kinds)".</li> <li>- DEU: "1401 - still pupil", "1402 - still in training", "1403 - other education".</li> </ul> <p>Only country-specific values:</p> <ul style="list-style-type: none"> <li>- FRA: "1501 - 0-iscsed97", "1502 - 1-2-iscsed97", "1503 - 3a- ISCED 97", "1504 - 3b-ISCED 97", "1505 - 3c- ISCED 97", "1506 - 5a-6-ISCED 97", "1507 - 5b-ISCED 97".</li> </ul>
<b>Universe</b>	If R has a partner
<b>Notes</b>	<p>For a resident partner the education level was copied from question 112 (variable b148) or question 323 (variable b308); for a non resident partner the education was copied from question 112 (variable b148) or question 332 (variable b321). Rs with non-resident partners are coded with "99 - not applicable/no response", when variable b321 is not available in the dataset.</p> <p>Note that this variable does not have a value for same-sex partnerships.</p> <p>AUS, HUN: this variable refers only to cohabiting couples.</p>

## File : GGS\_Wave2\_CzechRepublic\_V1.3.

### # bmaleeduc: If partnered: level of education of male (W2)

Value	Label	Cases	Percentage
0	iscsed 0 - pre-primary education	0	
1	iscsed 1 - primary level	0	
2	iscsed 2 - lower secondary level	0	
3	iscsed 3 - upper secondary level	0	
4	iscsed 4 - post secondary non-tertiary	0	
5	iscsed 5 - first stage of tertiary	0	
6	iscsed 6 - second stage of tertiary	0	
1101	secondary education level (all kinds)	0	
1401	still pupil	0	
1402	still in training	0	
1403	other education	0	
1501	0-ISCED 97	0	
1502	1-2-ISCED 97	0	
1503	3a- ISCED 97	0	
1504	3b-ISCED 97	0	
1505	3c- ISCED 97	0	
1506	5a-6-ISCED 97	0	
1507	5b-ISCED 97	0	
2401	Certificate/Trade certificate	0	
2402	Post-graduate degree	0	
97	does not know	0	
98	refusal	0	
99	no response/not applicable	193	
Sysmiss		2956	

Warning: these figures indicate the number of cases found in the data file. They cannot be interpreted as summary statistics of the population of interest.

### # bfertintent: If partnered: fertility intentions of couple

<b>Information</b>	[Type= discrete] [Format=numeric] [Range= 1-4] [Missing=*/7/8/9]
<b>Statistics [NW/ W]</b>	[Valid=827 /-] [Invalid=2322 /-]
<b>Definition</b>	Derived variable
<b>Universe</b>	The four codes were obtained from questions 611 and 614 in the obvious way (variables b611 and b615). Note that this variable does not have a value if either Respondent or Respondent's partner answered "Not sure" (code 3).
<b>Literal question</b>	Do you yourself want to have a/another baby now? Couples do not always have the same feelings about the number or timing of children. Does your partner/spouse want to have a/another baby now?
<b>Notes</b>	Do you yourself want to have a/another baby now? / Couples do not always have the same feelings about the number or timing of children. Does your partner/spouse want to have a/another baby now?  The four codes were obtained from questions 611 and 614 in the obvious way (variables b611 and b615). Note that this variable does not have a value if either Respondent or Respondent's partner answered "Not sure" (code 3).

Value	Label	Cases	Percentage
1	Both intend to have a child	127	15.4%
2	Partner intends to have a child, respondent doesn't	46	5.6%
3	Respondent intends to have a child, partner doesn't	18	2.2%
4	Both don't intend to have a child	636	76.9%

## File : GGS\_Wave2\_CzechRepublic\_V1.3.

### # bfertintent: If partnered: fertility intentions of couple

Value	Label	Cases	Percentage
6	unknown	0	
Sysmiss		2322	

Warning: these figures indicate the number of cases found in the data file. They cannot be interpreted as summary statistics of the population of interest.

### # bnumbiol: Total number of biological children (W2)

<b>Information</b>	[Type= discrete] [Format=numeric] [Range= 0-12] [Missing=*/96]
<b>Statistics [NW/ W]</b>	[Valid=3149 /-] [Invalid=0 /-]
<b>Definition</b>	Derived variable
<b>Literal question</b>	The number of biological children of the respondent (with the current or with former partner).
<b>Notes</b>	The number of biological children of the respondent (with the current or with former partner). For resident children, copied from the Household grid (code 2 or 3 on variable bhg3); for non-resident children, copied from question 211 (code 1 on variable b213). Note that this variable refers to biological children of the respondent, coresident and non-resident, with the current partner or with an other partner.

Value	Label	Cases	Percentage
0		847	26.9%
1		672	21.3%
2		1235	39.2%
3		317	10.1%
4		60	1.9%
5		12	0.4%
6		3	0.1%
7		2	0.1%
9		1	0.0%
96	unknown	0	

Warning: these figures indicate the number of cases found in the data file. They cannot be interpreted as summary statistics of the population of interest.

### # bnumstep: Total number of stepchildren (W2)

<b>Information</b>	[Type= discrete] [Format=numeric] [Range= 0-8] [Missing=*/96]
<b>Statistics [NW/ W]</b>	[Valid=3149 /-] [Invalid=0 /-]
<b>Definition</b>	Derived variable
<b>Notes</b>	For resident step children, copied from the Household grid (code 4 on variable bhg3); for non-resident step children, copied from step children grid (if variable b229_1...b229_10 is not empty or, in case variables b229_1...b229_10 are missing, if variable b231_1...b231_10 are not empty). As in wave 2 questionnaire step children grid only concerns Rs who are living with a partner that is NOT the same as the one in Wave 1, in the calculation of bnumstep variable numstep from Wave 1 was merged.









Value	Label	Cases	Percentage
0		2999	95.2%
1		72	2.3%
2		54	1.7%
3		11	0.3%
4		6	0.2%
5		2	0.1%
6		5	0.2%
96	unknown	0	

Warning: these figures indicate the number of cases found in the data file. They cannot be interpreted as summary statistics of the population of interest.

## File : GGS\_Wave2\_CzechRepublic\_V1.3.

### # bnumres: Number of children in the household (W2)








<b>Information</b>	[Type= discrete] [Format=numeric] [Range= 0-12] [Missing=*/96]
<b>Statistics [NW/ W]</b>	[Valid=3149 /-] [Invalid=0 /-]
<b>Definition</b>	Derived variable
<b>Notes</b>	Copied from the Household grid (code 2,3,4,5 or 6 on variable bhg3). Note that this variable refers to all children present in the household : biological, adopted and foster children of the respondent and step children whatever their age.

Value	Label	Cases	Percentage
0		1946	 61.8%
1		581	 18.5%
2		522	 16.6%
3		79	 2.5%
4		17	 0.5%
5		2	 0.1%
6		1	 0.0%
9		1	 0.0%
96	unknown	0	

Warning: these figures indicate the number of cases found in the data file. They cannot be interpreted as summary statistics of the population of interest.

### # bnumnonres: Total number of nonresident children (W2)





<b>Information</b>	[Type= discrete] [Format=numeric] [Range= 0-11] [Missing=*/96]
<b>Statistics [NW/ W]</b>	[Valid=3149 /-] [Invalid=0 /-]
<b>Definition</b>	Derived variable
<b>Notes</b>	Copied from question 211 (variable b213).

Value	Label	Cases	Percentage
0		1739	 55.2%
1		495	 15.7%
2		701	 22.3%
3		181	 5.7%
4		23	 0.7%
5		8	 0.3%
6		2	 0.1%
96	unknown	0	

Warning: these figures indicate the number of cases found in the data file. They cannot be interpreted as summary statistics of the population of interest.

### # bnumallchild: Total number of children (Living & Deceased) (W2)

<b>Information</b>	[Type= discrete] [Format=numeric] [Range= 0-96] [Missing=*]
<b>Statistics [NW/ W]</b>	[Valid=3149 /-] [Invalid=0 /-]
<b>Definition</b>	Derived variable
<b>Notes</b>	Total number of biological children + total number of adopted children + total number of foster children + Total number of step children; coresident or non-resident.

Value	Label	Cases	Percentage
0		797	 25.3%
1		640	 20.3%
2		1224	 38.9%
3		339	 10.8%

## File : GGS\_Wave2\_CzechRepublic\_V1.3.

### # bnumallchild: Total number of children (Living & Deceased) (W2)

Value	Label	Cases	Percentage
4		93	3.0%
5		31	1.0%
6		10	0.3%
7		6	0.2%
8		3	0.1%
9		3	0.1%
10		2	0.1%
11		1	0.0%
96	unknown	0	

Warning: these figures indicate the number of cases found in the data file. They cannot be interpreted as summary statistics of the population of interest.

### # bageyoungest: Age of youngest child (W2)

<b>Information</b>	[Type= discrete] [Format=numeric] [Range= 0-96] [Missing=*/996]
<b>Statistics [NW/ W]</b>	[Valid=2288 /-] [Invalid=861 /-] [Mean=24.905 /-] [StdDev=14.786 /-]
<b>Definition</b>	Derived variable
<b>Notes</b>	For resident children, the age was copied from the Household grid (variable bhg5); for non-resident children, the age was derived from variable b216a_1...b216a_13 (question 214a Core Questionnaire). Note that this variable refers to biological and adopted children of the respondent.

Value	Label	Cases	Percentage
0		37	1.6%
1		61	2.7%
2		49	2.1%
3		49	2.1%
4		54	2.4%
5		45	2.0%
6		46	2.0%
7		42	1.8%
8		42	1.8%
9		37	1.6%
10		32	1.4%
11		39	1.7%
12		42	1.8%
13		39	1.7%
14		38	1.7%
15		45	2.0%
16		47	2.1%
17		45	2.0%
18		40	1.7%
19		45	2.0%
20		50	2.2%
21		45	2.0%
22		38	1.7%
23		43	1.9%
24		43	1.9%

# File : GGS\_Wave2\_CzechRepublic\_V1.3.

## # bageyoungest: Age of youngest child (W2)

Value	Label	Cases	Percentage
25		59	2.6%
26		39	1.7%
27		45	2.0%
28		59	2.6%
29		68	3.0%
30		58	2.5%
31		50	2.2%
32		56	2.4%
33		58	2.5%
34		53	2.3%
35		37	1.6%
36		42	1.8%
37		40	1.7%
38		52	2.3%
39		38	1.7%
40		35	1.5%
41		33	1.4%
42		48	2.1%
43		54	2.4%
44		35	1.5%
45		33	1.4%
46		25	1.1%
47		26	1.1%
48		27	1.2%
49		26	1.1%
50		19	0.8%
51		24	1.0%
52		15	0.7%
53		12	0.5%
54		11	0.5%
55		6	0.3%
56		4	0.2%
57		3	0.1%
58		2	0.1%
59		1	0.0%
61		1	0.0%
62		1	0.0%
996	unknown	0	
Sysmiss		861	

Warning: these figures indicate the number of cases found in the data file. They cannot be interpreted as summary statistics of the population of interest.

## # bageoldest: Age of oldest child (W2)

Information	[Type= discrete] [Format=numeric] [Range= 0-96] [Missing=*/996]
Statistics [NW/ W]	[Valid=2288 /-] [Invalid=861 /-] [Mean=28.594 /-] [StdDev=14.973 /-]



## File : GGS\_Wave2\_CzechRepublic\_V1.3.

### # bageoldest: Age of oldest child (W2)

<b>Definition</b>	Derived variable
<b>Notes</b>	For resident children, the age was copied from the Household grid (variable bhg5); for non-resident children, the age was derived from variable b216a_1...b216a_13 (question 214a Core Questionnaire). Note that this variable refers to biological and adopted children of the respondent.

Value	Label	Cases	Percentage
0		19	0.8%
1		27	1.2%
2		31	1.4%
3		30	1.3%
4		33	1.4%
5		33	1.4%
6		18	0.8%
7		43	1.9%
8		32	1.4%
9		30	1.3%
10		32	1.4%
11		34	1.5%
12		33	1.4%
13		34	1.5%
14		45	2.0%
15		33	1.4%
16		53	2.3%
17		59	2.6%
18		53	2.3%
19		53	2.3%
20		40	1.7%
21		35	1.5%
22		42	1.8%
23		43	1.9%
24		46	2.0%
25		43	1.9%
26		48	2.1%
27		34	1.5%
28		53	2.3%
29		44	1.9%
30		55	2.4%
31		52	2.3%
32		49	2.1%
33		64	2.8%
34		43	1.9%
35		47	2.1%
36		60	2.6%
37		39	1.7%
38		49	2.1%
39		46	2.0%

## File : GGS\_Wave2\_CzechRepublic\_V1.3.

### # bageoldest: Age of oldest child (W2)

Value	Label	Cases	Percentage
40		44	1.9%
41		36	1.6%
42		48	2.1%
43		50	2.2%
44		52	2.3%
45		48	2.1%
46		49	2.1%
47		48	2.1%
48		31	1.4%
49		30	1.3%
50		28	1.2%
51		31	1.4%
52		37	1.6%
53		25	1.1%
54		23	1.0%
55		17	0.7%
56		16	0.7%
57		7	0.3%
58		3	0.1%
59		4	0.2%
61		2	0.1%
62		1	0.0%
67		1	0.0%
996	unknown	0	
Sysmiss		861	

Warning: these figures indicate the number of cases found in the data file. They cannot be interpreted as summary statistics of the population of interest.

### # bcoreschild: Respondent has coresident child (W2)

<b>Information</b>	[Type= discrete] [Format=numeric] [Range= 1-2] [Missing=*/6]		
<b>Statistics [NW/ W]</b>	[Valid=3149 /-] [Invalid=0 /-]		
<b>Definition</b>	Derived variable		
<b>Notes</b>	"Yes" if Respondent's or Respondent's partner's child is present in the Household grid (codes 2 through 6); "No" otherwise.		
Value	Label	Cases	Percentage
1	Yes	1203	38.2%
2	No	1946	61.8%
6	unknown	0	


Warning: these figures indicate the number of cases found in the data file. They cannot be interpreted as summary statistics of the population of interest.

### # bcoresparen: Respondent has coresident parent (W2)

<b>Information</b>	[Type= discrete] [Format=numeric] [Range= 1-2] [Missing=*/6]		
<b>Statistics [NW/ W]</b>	[Valid=3149 /-] [Invalid=0 /-]		
<b>Definition</b>	Derived variable		
<b>Notes</b>	"Yes" if Respondent's or Respondent's partner's parent is present in the Household grid (codes 7 through 10); "No" otherwise.		

## File : GGS\_Wave2\_CzechRepublic\_V1.3.



### # bcoresparen: Respondent has coresident parent (W2)

Value	Label	Cases	Percentage
1	Yes	363	 11.5%
2	No	2786	 88.5%
6	unknown	0	

Warning: these figures indicate the number of cases found in the data file. They cannot be interpreted as summary statistics of the population of interest.

### # bcoresgrandp: Respondent has coresident grandparent or great-grandparent (W2)



<b>Information</b>	[Type= discrete] [Format=numeric] [Range= 1-2] [Missing=*/6]
<b>Statistics [NW/ W]</b>	[Valid=3149 /-] [Invalid=0 /-]
<b>Definition</b>	Derived variable
<b>Notes</b>	"Yes" if Respondent's or Respondent's partner's grandparent or great-grandparent is present in the Household grid (code 12); "No" otherwise.

Value	Label	Cases	Percentage
1	Yes	17	 0.5%
2	No	3132	 99.5%
6	unknown	0	

Warning: these figures indicate the number of cases found in the data file. They cannot be interpreted as summary statistics of the population of interest.

### # bcoressibl: Respondent has coresident sibling (W2)

<b>Information</b>	[Type= discrete] [Format=numeric] [Range= 1-2] [Missing=*/6]
<b>Statistics [NW/ W]</b>	[Valid=3149 /-] [Invalid=0 /-]
<b>Definition</b>	Derived variable
<b>Notes</b>	"Yes" if Respondent's or Respondent's partner's sibling is present in the Household (codes 13, 14); "No" otherwise.

Value	Label	Cases	Percentage
1	Yes	124	 3.9%
2	No	3025	 96.1%
6	unknown	0	

Warning: these figures indicate the number of cases found in the data file. They cannot be interpreted as summary statistics of the population of interest.

### # bhhtype: Household type Respondent (W2)

<b>Information</b>	[Type= discrete] [Format=numeric] [Range= 1-96] [Missing=*/96]
<b>Statistics [NW/ W]</b>	[Valid=3149 /-] [Invalid=0 /-]
<b>Definition</b>	Consolidated variable.

<b>Notes</b>	<p>Generated from household grid (variables bhg3_*).</p> <p>Respondents' households were classified into groups according to the criteria explicated below.</p> <p>1 "living alone": If the HH grid contains only R (hhsz=1).</p> <p>2 "single parent": If HH grid contains R, at least one child (codes 2-6), and no parent.</p> <p>3 "living with parents": If HH grid contains R, at least one parent (codes 7, 8), and no child.</p> <p>4 "single parent living with parents": If HH grid contains R, at least one child and one parent, but no partner.</p> <p>5 "couple with no children": If HH grid contains R, his/her partner (code 1); no child, nor parent.</p> <p>6 "couple with children" If HH grid contains R, his/her partner, at least one child, and no parent.</p> <p>7 "couple with parents" If HH grid contains R, his/her partner, at least one parent, and no child.</p> <p>8 "couple with parents and children" If HH grid contains R, his/her partner, at least one parent and one child.</p>
--------------	---

# File : GGS\_Wave2\_CzechRepublic\_V1.3.

## # bhhtype: Household type Respondent (W2)

9"other types"  
HH types different from 1-8, that may include codes 9-17 on bhg3\_\* (e.g., Rs living with no relatives).

Value	Label	Cases	Percentage
1	living alone	0	
2	single parent	252	8.0%
3	living with parents	285	9.1%
4	single parent living with parents	18	0.6%
5	couple with no children	837	26.6%
6	couple with children	912	29.0%
7	couple with parents	19	0.6%
8	couple with parents and children	21	0.7%
9	other types	805	25.6%
96	unknown	0	

Warning: these figures indicate the number of cases found in the data file. They cannot be interpreted as summary statistics of the population of interest.

## # bsex: Sex respondent (W2)

Information	[Type= discrete] [Format=numeric] [Range= 1-2] [Missing=*/6]
Statistics [NW/ W]	[Valid=3149 /-] [Invalid=0 /-]
Definition	Consolidated variable.
Notes	Copied from the Household grid (variable bhg4_1).

Value	Label	Cases	Percentage
1	male	1471	46.7%
2	female	1678	53.3%
6	unknown	0	

Warning: these figures indicate the number of cases found in the data file. They cannot be interpreted as summary statistics of the population of interest.

## # bage: Age respondent (W2)

Information	[Type= discrete] [Format=numeric] [Range= 0-999] [Missing=*/997/998/999]
Statistics [NW/ W]	[Valid=3149 /-] [Invalid=0 /-]
Definition	Consolidated variable.
Notes	Generated using household grid variables (bhg6m_1, bhg6y_1, bhg5_1) and bmonth, byear. If information on the month at birth / month of interview was missing, a 6 (june) was used in the calculation.

Value	Label	Cases	Percentage
21		42	1.3%
22		55	1.7%
23		55	1.7%
24		48	1.5%
25		35	1.1%
26		39	1.2%
27		45	1.4%
28		46	1.5%
29		44	1.4%
30		51	1.6%
31		59	1.9%
32		63	2.0%

# File : GGS\_Wave2\_CzechRepublic\_V1.3.

# bage: Age respondent (W2)

Value	Label	Cases	Percentage
33		64	2.0%
34		82	2.6%
35		70	2.2%
36		67	2.1%
37		49	1.6%
38		67	2.1%
39		61	1.9%
40		57	1.8%
41		47	1.5%
42		53	1.7%
43		62	2.0%
44		64	2.0%
45		44	1.4%
46		44	1.4%
47		45	1.4%
48		47	1.5%
49		54	1.7%
50		56	1.8%
51		54	1.7%
52		58	1.8%
53		67	2.1%
54		56	1.8%
55		65	2.1%
56		52	1.7%
57		73	2.3%
58		64	2.0%
59		59	1.9%
60		68	2.2%
61		74	2.3%
62		70	2.2%
63		42	1.3%
64		49	1.6%
65		62	2.0%
66		64	2.0%
67		62	2.0%
68		49	1.6%
69		46	1.5%
70		51	1.6%
71		41	1.3%
72		45	1.4%
73		28	0.9%
74		44	1.4%
75		45	1.4%

## File : GGS\_Wave2\_CzechRepublic\_V1.3.

### # bage: Age respondent (W2)

Value	Label	Cases	Percentage
76		46	<div><div></div></div> 1.5%
77		35	<div><div></div></div> 1.1%
78		30	<div><div></div></div> 1.0%
79		35	<div><div></div></div> 1.1%
997	does not know	0	
998	refusal	0	
999	no response/not applicable	0	

*Warning: these figures indicate the number of cases found in the data file. They cannot be interpreted as summary statistics of the population of interest.*

### # bbyear: Birth year respondent (W2)

<b>Information</b>	[Type= discrete] [Format=numeric] [Range= 1906-2006] [Missing=*/9996]
<b>Statistics [NW/ W]</b>	[Valid=3149 /-] [Invalid=0 /-] [Mean=1958.687 /-] [StdDev=16.089 /-]
<b>Definition</b>	Consolidated variable.
<b>Notes</b>	Generated using household grid variables (bhg6y_1, bhg5_1) and byear.

Value	Label	Cases	Percentage
1929		35	<div><div></div></div> 1.1%
1930		29	<div><div></div></div> 0.9%
1931		36	<div><div></div></div> 1.1%
1932		46	<div><div></div></div> 1.5%
1933		45	<div><div></div></div> 1.4%
1934		44	<div><div></div></div> 1.4%
1935		28	<div><div></div></div> 0.9%
1936		45	<div><div></div></div> 1.4%
1937		40	<div><div></div></div> 1.3%
1938		52	<div><div></div></div> 1.7%
1939		46	<div><div></div></div> 1.5%
1940		49	<div><div></div></div> 1.6%
1941		62	<div><div></div></div> 2.0%
1942		64	<div><div></div></div> 2.0%
1943		62	<div><div></div></div> 2.0%
1944		49	<div><div></div></div> 1.6%
1945		41	<div><div></div></div> 1.3%
1946		71	<div><div></div></div> 2.3%
1947		73	<div><div></div></div> 2.3%
1948		69	<div><div></div></div> 2.2%
1949		58	<div><div></div></div> 1.8%
1950		65	<div><div></div></div> 2.1%
1951		73	<div><div></div></div> 2.3%
1952		52	<div><div></div></div> 1.7%
1953		65	<div><div></div></div> 2.1%
1954		56	<div><div></div></div> 1.8%
1955		67	<div><div></div></div> 2.1%
1956		58	<div><div></div></div> 1.8%

# File : GGS\_Wave2\_CzechRepublic\_V1.3.

## # bbyear: Birth year respondent (W2)

Value	Label	Cases	Percentage
1957		54	1.7%
1958		56	1.8%
1959		54	1.7%
1960		47	1.5%
1961		44	1.4%
1962		45	1.4%
1963		44	1.4%
1964		64	2.0%
1965		62	2.0%
1966		53	1.7%
1967		46	1.5%
1968		58	1.8%
1969		61	1.9%
1970		67	2.1%
1971		49	1.6%
1972		67	2.1%
1973		69	2.2%
1974		83	2.6%
1975		64	2.0%
1976		63	2.0%
1977		59	1.9%
1978		51	1.6%
1979		44	1.4%
1980		46	1.5%
1981		45	1.4%
1982		39	1.2%
1983		34	1.1%
1984		49	1.6%
1985		55	1.7%
1986		55	1.7%
1987		42	1.3%
9996	unknown	0	

Warning: these figures indicate the number of cases found in the data file. They cannot be interpreted as summary statistics of the population of interest.

## # beduc: Highest Education Level of Respondent (W2)

<b>Information</b>	[Type= discrete] [Format=numeric] [Range= 0-2401] [Missing=*/96]
<b>Statistics [NW/ W]</b>	[Valid=3149 /-] [Invalid=0 /-]
<b>Definition</b>	<p>Consolidated variable.</p> <p>Country-specific additional values:</p> <ul style="list-style-type: none"> <li>- BGR: "1101 - secondary education level (all kinds)".</li> <li>- DEU: "1401 - still pupil", "1402 - still in training", "1403 - other education".</li> <li>- ITA: "1701 - isced 5A-6", "1702 - isced 5A", "1703 - isced 5A-5B".</li> </ul> <p>Only country-specific values:</p> <ul style="list-style-type: none"> <li>- FRA: "1501 - 0-isc97", "1502 - 1-2-isc97", "1503 - 3a- ISCED 97", "1504 - 3b-ISCED 97", "1505 - 3c- ISCED 97", "1506 - 5a-6-ISCED 97", "1507 - 5b-ISCED 97".</li> </ul>

# File : GGS\_Wave2\_CzechRepublic\_V1.3.

## # beduc: Highest Education Level of Respondent (W2)

**Notes** Copied from var. b148 (Q 112).

Value	Label	Cases	Percentage
0	iscsd 0 - pre-primary education	0	
1	iscsd 1 - primary level	0	
2	iscsd 2 - lower secondary level	390	12.4%
3	iscsd 3 - upper secondary level	2149	68.2%
4	iscsd 4 - post secondary non-tertiary	120	3.8%
5	iscsd 5 - first stage of tertiary	67	2.1%
6	iscsd 6 - second stage of tertiary	423	13.4%
1101	secondary education level (all kinds)	0	
1401	still pupil	0	
1402	still in training	0	
1403	other education	0	
1501	0 - isced97	0	
1502	1-2 - isced97	0	
1503	3A - isced97	0	
1504	3B - isced97	0	
1505	3C - isced97	0	
1506	5A-6 - isced97	0	
1507	5B - isced97	0	
1701	iscsd 5A-6	0	
1702	iscsd 5A	0	
1703	iscsd 5A-5B	0	
96	unknown	0	

*Warning: these figures indicate the number of cases found in the data file. They cannot be interpreted as summary statistics of the population of interest.*

## # bactstat: Activity Status Respondent (W2)

**Information** [Type= discrete] [Format=numeric] [Range= 1-2601] [Missing=\*/96]

**Statistics [NW/ W]** [Valid=3149 /-] [Invalid=0 /-]

**Definition** Consolidated variable.  
  
Country-specific additional values:  
- DEU: "1401-maternity/parental leave", "1402-employed or self-employed".  
- FRA: "1501-in apprenticeship or paid training", "1502-employed or self-employed".  
- GEO: "1301-on maternity leave, parental leave or child-care leave".  
- POL: "2601-maternity leave".

**Notes** Copied from variable b801. Labels Wave 2 != Wave 1

Value	Label	Cases	Percentage
1	student, in school, in vocational training	111	3.5%
2	employed	1485	47.2%
3	self-employed	189	6.0%
4	helping family member in a family business or farm	2	0.1%
5	unemployed	108	3.4%
6	retired	931	29.6%
7	in military or social service	0	
8	homemaker	16	0.5%



## File : GGS\_Wave2\_CzechRepublic\_V1.3.

### # bactstat: Activity Status Respondent (W2)

Value	Label	Cases	Percentage
9	maternity leave	76	2.4%
10	parental leave, care leave	26	0.8%
11	ill or disabled for a long time or permanently	187	5.9%
12	other status	18	0.6%
1301	on maternity leave, parental leave or child-care leave	0	
1401	maternity/parental leave	0	
1402	employed or self-employed	0	
1501	in apprenticeship or paid training	0	
1502	employed or self-employed	0	
2601	maternity leave	0	
96	unknown	0	

Warning: these figures indicate the number of cases found in the data file. They cannot be interpreted as summary statistics of the population of interest.

### # bparstat: Current Partner Status (W2)

<b>Information</b>	[Type= discrete] [Format=numeric] [Range= 1-3] [Missing=*/6]
<b>Statistics [NW/ W]</b>	[Valid=3149 /-] [Invalid=0 /-]
<b>Definition</b>	Consolidated variable.
<b>Notes</b>	Copied from consolidated variable b370.

Value	Label	Cases	Percentage
1	co-resident partner	1789	56.8%
2	non-resident partner	193	6.1%
3	no partner	1167	37.1%
6	unknown	0	

Warning: these figures indicate the number of cases found in the data file. They cannot be interpreted as summary statistics of the population of interest.

### # bmarstat: Marital status respondent (W2)

<b>Information</b>	[Type= discrete] [Format=numeric] [Range= 1-1501] [Missing=*/6]
<b>Statistics [NW/ W]</b>	[Valid=3052 /-] [Invalid=97 /-]
<b>Definition</b>	Consolidated variable.  FRA, one additional value "1501-In Divorce Process".
<b>Notes</b>	Generated using the following variables: - amarstat (code 1), for "never married". - b335a_*, bn301, bn302, bn303, for "married" - b343_*, bn301, bn305, for "widowed", - b349a_*, bn301, bn305, for "divorced".

Value	Label	Cases	Percentage
1	Never Married	827	27.1%
2	Married	1683	55.1%
3	Divorced	327	10.7%
4	Widowed	215	7.0%
1501	In Divorce Process	0	
6	unknown	97	

Warning: these figures indicate the number of cases found in the data file. They cannot be interpreted as summary statistics of the population of interest.

## File : GGS\_Wave2\_CzechRepublic\_V1.3.

### # bnpartner: Number of co-resident partners (incl. current one) Respondent (W2)

<b>Information</b>	[Type= discrete] [Format=numeric] [Range= 0-19] [Missing=*/96]
<b>Statistics [NW/ W]</b>	[Valid=3149 /-] [Invalid=0 /-]
<b>Definition</b>	Consolidated variable.
<b>Notes</b>	Generated using variables b343_*, a370 and bn305.

Value	Label	Cases	Percentage
0		516	16.4%
1		613	19.5%
2		1639	52.0%
3		265	8.4%
4		99	3.1%
5		14	0.4%
6		3	0.1%
96	unknown	0	

*Warning: these figures indicate the number of cases found in the data file. They cannot be interpreted as summary statistics of the population of interest.*

### # bnkids: Number of children Respondent (W2)

<b>Information</b>	[Type= discrete] [Format=numeric] [Range= 0-19] [Missing=*/96]
<b>Statistics [NW/ W]</b>	[Valid=3149 /-] [Invalid=0 /-]
<b>Definition</b>	Consolidated variable.
<b>Notes</b>	Generated using consolidated variables b256_*

Value	Label	Cases	Percentage
10		1931	61.3%
11		580	18.4%
12		528	16.8%
13		86	2.7%
14		19	0.6%
15		2	0.1%
16		1	0.0%
17		1	0.0%
19		1	0.0%
96	unknown	0	

*Warning: these figures indicate the number of cases found in the data file. They cannot be interpreted as summary statistics of the population of interest.*

### # bhhsize: Household size (W2)

<b>Information</b>	[Type= discrete] [Format=numeric] [Range= 1-15] [Missing=*/96]
<b>Statistics [NW/ W]</b>	[Valid=3149 /-] [Invalid=0 /-]
<b>Definition</b>	Consolidated variable.
<b>Notes</b>	Generated from household grid (variables bhg1_*).













Value	Label	Cases	Percentage
14		3149	100.0%
96	unknown	0	

*Warning: these figures indicate the number of cases found in the data file. They cannot be interpreted as summary statistics of the population of interest.*

## File : GGS\_Wave2\_CzechRepublic\_V1.3.

### # bnnumworkstatuses: The number of non-empty slots in the Activity and Education History grid (W2)






<b>Information</b>	[Type= discrete] [Format=numeric] [Range= 0-26] [Missing=*/997/998/999]
<b>Statistics [NW/ W]</b>	[Valid=3149 /-] [Invalid=0 /-]
<b>Definition</b>	Derived variable from Q 801 (variables bn871_*).
<b>Pre-question</b>	Now, we are going to talk about your work and studies since your 16th birthday. We are only interested in activities that lasted at least 3 months. Please choose from the activities on the card. If more than one activity applies to a certain period of time, for example, you were working and studying at the same time, please choose the activity in which you spent most time! Card 104
<b>Literal question</b>	Which of the items on the card best describes what have you mainly been doing since age 16?
<b>Notes</b>	The number of non-empty slots in the Activity and Education History grid (Q 801, variable bn871_*).

Value	Label	Cases	Percentage
1		294	 9.3%
2		971	 30.8%
3		765	 24.3%
4		458	 14.5%
5		302	 9.6%
6		167	 5.3%
7		120	 3.8%
8		35	 1.1%
9		19	 0.6%
10		12	 0.4%
11		2	 0.1%
12		4	 0.1%

Warning: these figures indicate the number of cases found in the data file. They cannot be interpreted as summary statistics of the population of interest.

### # bnnumstudentstatuses: The number of times R has been student, in school, in vocational training since (W2)

<b>Information</b>	[Type= discrete] [Format=numeric] [Range= 0-6] [Missing=*/997/998/999]
<b>Statistics [NW/ W]</b>	[Valid=3149 /-] [Invalid=0 /-]
<b>Definition</b>	Derived variable from Q 801 (variables bn871_*).
<b>Pre-question</b>	Card 104
<b>Literal question</b>	Which of the items on the card best describes what have you mainly been doing since age 16?
<b>Notes</b>	The number of times R has been student, in school, in vocational training since age 16 (code 1 on Q 801, variables bn871_*).

Value	Label	Cases	Percentage
0		436	 13.8%
1		2600	 82.6%
2		96	 3.0%
3		15	 0.5%
4		2	 0.1%

Warning: these figures indicate the number of cases found in the data file. They cannot be interpreted as summary statistics of the population of interest.









### # bnnumemplstatuses: The number of times R has been working as employed since age 16 (W2)

<b>Information</b>	[Type= discrete] [Format=numeric] [Range= 0-18] [Missing=*/997/998/999]
<b>Statistics [NW/ W]</b>	[Valid=3149 /-] [Invalid=0 /-]
<b>Definition</b>	Derived variable from Q 801 (variables bn871_*).
<b>Pre-question</b>	Card 104

## File : GGS\_Wave2\_CzechRepublic\_V1.3.

### # bnnumemplstatus: The number of times R has been working as employed since age 16 (W2)





<b>Literal question</b>	Which of the items on the card best describes what have you mainly been doing since age 16?
<b>Notes</b>	The number of times R has been working as employed since age 16 (code 2 on Q 801, variables bn871_*).

Value	Label	Cases	Percentage
0		246	 7.8%
1		1916	 60.8%
2		681	 21.6%
3		248	 7.9%
4		39	 1.2%
5		15	 0.5%
6		2	 0.1%
7		2	 0.1%

*Warning: these figures indicate the number of cases found in the data file. They cannot be interpreted as summary statistics of the population of interest.*













### # bnnumselfemplstatus: The number of times R has been working as self employed since age 16 (W2)

<b>Information</b>	[Type= discrete] [Format=numeric] [Range= 0-10] [Missing=*/997/998/999]
<b>Statistics [NW/ W]</b>	[Valid=3149 /-] [Invalid=0 /-]
<b>Definition</b>	Derived variable from Q 801 (variables bn871_*).
<b>Pre-question</b>	Card 104
<b>Literal question</b>	Which of the items on the card best describes what have you mainly been doing since age 16?
<b>Notes</b>	The number of times R has been working as self employed since age 16 (code 3 on Q 801, variables bn871_*).

Value	Label	Cases	Percentage
0		2943	 93.5%
1		193	 6.1%
2		12	 0.4%
10		1	 0.0%

*Warning: these figures indicate the number of cases found in the data file. They cannot be interpreted as summary statistics of the population of interest.*

# bnnumhelpfamstatus: The number of times R has been helping in family business or farm since age 16 (W2)			
Information	[Type= discrete] [Format=numeric] [Range= 0-7] [Missing=*/997/998/999]		
Statistics [NW/ W]	[Valid=3149 /-] [Invalid=0 /-]		
Definition	Derived variable from Q 801 (variables bn871_*).		
Pre-question	Card 104		
Literal question	Which of the items on the card best describes what have you mainly been doing since age 16?		
Notes	The number of times R has been helping in family business or farm since age 16 (code 4 on Q 801, variables bn871_*).		
Value	Label	Cases	Percentage
0		3113	<div><div></div></div> 98.9%
1		35	<div><div></div></div> 1.1%
2		1	<div><div></div></div> 0.0%
Warning: these figures indicate the number of cases found in the data file. They cannot be interpreted as summary statistics of the population of interest.			
# bnnumunemplstatus: The number of times R has been unemployed since age 16 (W2)			
Information	[Type= discrete] [Format=numeric] [Range= 0-10] [Missing=*/997/998/999]		
Statistics [NW/ W]	[Valid=3149 /-] [Invalid=0 /-]		
Definition	Derived variable from Q 801 (variables bn871_*).		
Pre-question	Card 104		
Literal question	Which of the items on the card best describes what have you mainly been doing since age 16?		
Notes	The number of times R has been unemployed since age 16 (code 5 on Q 801, variables bn871_*).		
Value	Label	Cases	Percentage
0		2859	<div><div></div></div> 90.8%
1		253	<div><div></div></div> 8.0%
2		31	<div><div></div></div> 1.0%
3		5	<div><div></div></div> 0.2%
4		1	<div><div></div></div> 0.0%
Warning: these figures indicate the number of cases found in the data file. They cannot be interpreted as summary statistics of the population of interest.			
# bnnumretiredstatus: The number of times R has been retired since age 16 (W2)			
Information	[Type= discrete] [Format=numeric] [Range= 0-6] [Missing=*/997/998/999]		
Statistics [NW/ W]	[Valid=3149 /-] [Invalid=0 /-]		
Definition	Derived variable from Q 801 (variables bn871_*).		
Pre-question	Card 104		
Literal question	Which of the items on the card best describes what have you mainly been doing since age 16?		
Notes	The number of times R has been retired since age 16 (code 6 on Q 801, variables bn871_*).		
Value	Label	Cases	Percentage
0		2362	<div><div></div></div> 75.0%
1		769	<div><div></div></div> 24.4%
2		14	<div><div></div></div> 0.4%
3		1	<div><div></div></div> 0.0%
4		2	<div><div></div></div> 0.1%
6		1	<div><div></div></div> 0.0%
Warning: these figures indicate the number of cases found in the data file. They cannot be interpreted as summary statistics of the population of interest.			
# bnnummilitarystatus: The number of times R has been in military or social services since age 16 (W2)			
Information	[Type= discrete] [Format=numeric] [Range= 0-5] [Missing=*/997/998/999]		

# bnnummilitarystatuses: The number of times R has been in military or social services since age 16 (W2)			
Statistics [NW/ W]	[Valid=3149 /-] [Invalid=0 /-]		
Definition	Derived variable from Q 801 (variables bn871_*).		
Pre-question	Card 104		
Literal question	Which of the items on the card best describes what have you mainly been doing since age 16?		
Notes	The number of times R has been in military or social services since age 16 (code 7 on Q 801, variables bn871_*).		
Value	Label	Cases	Percentage
0		2742	 87.1%
1		405	 12.9%
2		2	 0.1%
Warning: these figures indicate the number of cases found in the data file. They cannot be interpreted as summary statistics of the population of interest.			
# bnnumhomestatuses: The number of times R has been working as homemaker since age 16 (W2)			
Information	[Type= discrete] [Format=numeric] [Range= 0-9] [Missing=*/997/998/999]		
Statistics [NW/ W]	[Valid=3149 /-] [Invalid=0 /-]		
Definition	Derived variable from Q 801 (variables bn871_*).		
Pre-question	Card 104		
Literal question	Which of the items on the card best describes what have you mainly been doing since age 16?		
Notes	The number of times R has been working as homemaker since age 16 (code 8 on Q 801, variables bn871_*).		
Value	Label	Cases	Percentage
0		3081	 97.8%
1		59	 1.9%
2		9	 0.3%
Warning: these figures indicate the number of cases found in the data file. They cannot be interpreted as summary statistics of the population of interest.			
# bnnummatleavestatuses: The number of times R has been in maternity leave since age 16 (W2)			
Information	[Type= discrete] [Format=numeric] [Range= 0-6] [Missing=*/997/998/999]		
Statistics [NW/ W]	[Valid=3149 /-] [Invalid=0 /-]		
Definition	Derived variable from Q 801 (variables bn871_*).		
Pre-question	Card 104		
Literal question	Which of the items on the card best describes what have you mainly been doing since age 16?		
Notes	The number of times R has been in maternity leave since age 16 (code 9 on Q 801, variables bn871_*).		
Value	Label	Cases	Percentage
0		2428	 77.1%
1		453	 14.4%
2		233	 7.4%
3		32	 1.0%
4		1	 0.0%
5		2	 0.1%
Warning: these figures indicate the number of cases found in the data file. They cannot be interpreted as summary statistics of the population of interest.			
# bnnumparleavestatuses: The number of times R has been in parental, and care leave since age 16 (W2)			
Information	[Type= discrete] [Format=numeric] [Range= 0-5] [Missing=*/997/998/999]		
Statistics [NW/ W]	[Valid=3149 /-] [Invalid=0 /-]		
Definition	Derived variable from Q 801 (variables bn871_*).		
Pre-question	Card 104		

# bnnumparleavestatuses: The number of times R has been in parental, and care leave since age 16 (W2)			
<b>Literal question</b>		Which of the items on the card best describes what have you mainly been doing since age 16?	
<b>Notes</b>		The number of times R has been in parental, and care leave since age 16 (code 10 on Q 801, variables bn871_*).	
Value	Label	Cases	Percentage
0		2940	93.4%
1		207	6.6%
2		2	0.1%
Warning: these figures indicate the number of cases found in the data file. They cannot be interpreted as summary statistics of the population of interest.			
# bnnumdisabilitystatuses: The number of times R has been ill or disabled for a long time or permanently s (W2)			
<b>Information</b>		[Type= discrete] [Format=numeric] [Range= 0-6] [Missing=*/997/998/999]	
<b>Statistics [NW/ W]</b>		[Valid=3149 /-] [Invalid=0 /-]	
<b>Definition</b>		Derived variable from Q 801 (variables bn871_*).	
<b>Pre-question</b>		Card 104	
<b>Literal question</b>		Which of the items on the card best describes what have you mainly been doing since age 16?	
<b>Notes</b>		The number of times R has been ill or disabled for a long time or permanently since age 16 (code 11 on Q 801, variables bn871_*).	
Value	Label	Cases	Percentage
0		3070	97.5%
1		68	2.2%
2		10	0.3%
6		1	0.0%
Warning: these figures indicate the number of cases found in the data file. They cannot be interpreted as summary statistics of the population of interest.			
# bnnumotherstatuses: The number of times R has been in other working statuses since age 16 (W2)			
<b>Information</b>		[Type= discrete] [Format=numeric] [Range= 0-9] [Missing=*/997/998/999]	
<b>Statistics [NW/ W]</b>		[Valid=3149 /-] [Invalid=0 /-]	
<b>Definition</b>		Derived variable from Q 801 (variables bn871_*).	
<b>Pre-question</b>		Card 104	
<b>Literal question</b>		Which of the items on the card best describes what have you mainly been doing since age 16?	
<b>Notes</b>		The number of times R has been in other working statuses since age 16 (code 12 on Q 801, variables bn871_*).	
Value	Label	Cases	Percentage
0		3149	100.0%
Warning: these figures indicate the number of cases found in the data file. They cannot be interpreted as summary statistics of the population of interest.			
# bnnumparttime: The number of times R has been working part-time since age 16			
<b>Information</b>		[Type= discrete] [Format=numeric] [Range= 0-2] [Missing=*/997/998/999]	
<b>Statistics [NW/ W]</b>		[Valid=3149 /-] [Invalid=0 /-]	
<b>Definition</b>		Derived variable from Q 805 (variables bn875_*).	
<b>Literal question</b>		Was it full time or part time?	
<b>Notes</b>		The number of times R has been working part-time since age 16 (code 1 on Q 805, variables bn875_*).	
Value	Label	Cases	Percentage
0		3054	97.0%
1		93	3.0%
2		2	0.1%
Warning: these figures indicate the number of cases found in the data file. They cannot be interpreted as summary statistics of the population of interest.			

# bnnumfulltime: The number of times R has been working full-time since age 16			
Information	[Type= discrete] [Format=numeric] [Range= 0-12] [Missing=*/997/998/999]		
Statistics [NW/ W]	[Valid=3149 /-] [Invalid=0 /-]		
Definition	Derived variable from Q 805 (variables bn875_*).		
Literal question	Was it full time or part time?		
Notes	The number of times R has been working full-time since age 16 (code 2 on Q 805, variables bn875_*).		
Value	Label	Cases	Percentage
0		287	<div><div></div></div> 9.1%
1		1787	<div><div></div></div> 56.7%
2		749	<div><div></div></div> 23.8%
3		252	<div><div></div></div> 8.0%
4		54	<div><div></div></div> 1.7%
5		15	<div><div></div></div> 0.5%
6		2	<div><div></div></div> 0.1%
7		2	<div><div></div></div> 0.1%
12		1	<div><div></div></div> 0.0%
Warning: these figures indicate the number of cases found in the data file. They cannot be interpreted as summary statistics of the population of interest.			
# bnnumboth: The number of R's working statuses that have changed from part-time to full-time			
Information	[Type= discrete] [Format=numeric] [Range= 0-3] [Missing=*/997/998/999]		
Statistics [NW/ W]	[Valid=3149 /-] [Invalid=0 /-]		
Definition	Derived variable from Q 805 (variables bn875_*).		
Literal question	Was it full time or part time?		
Notes	The number of R's working statuses that have changed from part-time to full-time (or the other way around) since age 16 (code 3 on Q 805, variables bn875_*).		
Value	Label	Cases	Percentage
0		3078	<div><div></div></div> 97.7%
1		69	<div><div></div></div> 2.2%
2		1	<div><div></div></div> 0.0%
3		1	<div><div></div></div> 0.0%
Warning: these figures indicate the number of cases found in the data file. They cannot be interpreted as summary statistics of the population of interest.			
# bndurstudentstatuses: Total duration (in month) of Rs working statuses as student, in school, in vocat			
Information	[Type= continuous] [Format=numeric] [Range= 0-660] [Missing=*/997/998/999]		
Statistics [NW/ W]	[Valid=2520 /-] [Invalid=629 /-] [Mean=124.695 /-] [StdDev=67.755 /-]		
Definition	Derived variable from Q 801, Q 802 and Q 803 (variables bn871_*, bn872m_*, bn872y_*, bn873m_*, bn873y_*).		
Literal question	When did this period of [activity] start? When did this period of [activity] end?		
Notes	Total duration (in month) of Rs working statuses as student, in school, in vocational training since age 16 (code 1 on Q 801, variable bn871_*). If information on the month of starting / month of ending the activity was missing, a 6 (june) was used in the calculation. Values smaller than 0 have been put equal to zero; values smaller than 1 have been rounded to 1/10 of a month; values exceeding 1 have been rounded to the nearest month. If the total duration was exceeding the difference between respondent's age at the interview (in months) and 192 months (i.e., 16 years*12) values have been put as equal to this difference.		
# bnduremplstatuses: Total duration (in month) of Rs working statuses as employed since age 16 (W2)			
Information	[Type= discrete] [Format=numeric] [Range= 0-780] [Missing=*/997/998/999]		
Statistics [NW/ W]	[Valid=2471 /-] [Invalid=678 /-] [Mean=291.189 /-] [StdDev=171.139 /-]		
Definition	Derived variable from Q 801, Q 802 and Q 803 (variables bn871_*, bn872m_*, bn872y_*, bn873m_*, bn873y_*).		



# bnduremplstatuses: Total duration (in month) of Rs working statuses as employed since age 16 (W2)			
<b>Literal question</b>		When did this period of [activity] start? When did this period of [activity] end?	
<b>Notes</b>		Total duration (in month) of Rs working statuses as employed since age 16 (code 2 on Q 801, variable bn871_*). If information on the month of starting / month of ending the activity was missing, a 6 (june) was used in the calculation. Values smaller than 0 have been put equal to zero; values smaller than 1 have been rounded to 1/10 of a month; values exceeding 1 have been rounded to the nearest month. If the total duration was exceeding the difference between respondent's age at the interview (in months) and 192 months (i.e., 16 years*12) values have been put as equal to this difference.	
Value	Label	Cases	Percentage
0		102	4.1%
2		1	0.0%
3		3	0.1%
4		2	0.1%
5		1	0.0%
6		1	0.0%
7		4	0.2%
8		5	0.2%
9		6	0.2%
10		4	0.2%
11		5	0.2%
12		3	0.1%
13		4	0.2%
14		3	0.1%
16		5	0.2%
17		2	0.1%
18		2	0.1%
19		2	0.1%
20		3	0.1%
21		4	0.2%
22		6	0.2%
23		5	0.2%
24		1	0.0%
25		5	0.2%
26		2	0.1%
27		3	0.1%
28		3	0.1%
29		3	0.1%
30		3	0.1%
31		2	0.1%
32		1	0.0%
33		4	0.2%
34		3	0.1%
35		1	0.0%
36		4	0.2%
37		2	0.1%
38		2	0.1%
39		1	0.0%
40		5	0.2%

# bnduremplstatuses: Total duration (in month) of Rs working statuses as employed since age 16 (W2)

Value	Label	Cases	Percentage
41		5	0.2%
42		1	0.0%
43		2	0.1%
44		5	0.2%
45		4	0.2%
46		7	0.3%
47		4	0.2%
48		4	0.2%
49		7	0.3%
51		5	0.2%
52		1	0.0%
53		2	0.1%
54		4	0.2%
55		3	0.1%
56		4	0.2%
57		2	0.1%
58		8	0.3%
59		3	0.1%
60		3	0.1%
61		6	0.2%
62		4	0.2%
63		3	0.1%
64		2	0.1%
65		2	0.1%
66		2	0.1%
67		3	0.1%
68		1	0.0%
69		4	0.2%
70		5	0.2%
71		6	0.2%
72		7	0.3%
73		3	0.1%
74		2	0.1%
75		3	0.1%
76		2	0.1%
77		3	0.1%
78		3	0.1%
79		1	0.0%
81		2	0.1%
82		7	0.3%
83		2	0.1%
84		4	0.2%
85		3	0.1%
86		4	0.2%
87		5	0.2%

# bnduremplstatuses: Total duration (in month) of Rs working statuses as employed since age 16 (W2)

Value	Label	Cases	Percentage
88		3	0.1%
89		3	0.1%
90		6	0.2%
91		3	0.1%
92		1	0.0%
94		3	0.1%
95		6	0.2%
96		10	0.4%
97		4	0.2%
98		5	0.2%
99		4	0.2%
100		1	0.0%
101		2	0.1%
102		3	0.1%
103		2	0.1%
104		2	0.1%
105		2	0.1%
106		9	0.4%
107		9	0.4%
108		4	0.2%
109		3	0.1%
110		2	0.1%
111		3	0.1%
112		3	0.1%
113		1	0.0%
114		4	0.2%
115		3	0.1%
116		5	0.2%
117		4	0.2%
118		6	0.2%
119		3	0.1%
120		2	0.1%
121		6	0.2%
122		4	0.2%
123		2	0.1%
124		3	0.1%
125		2	0.1%
126		6	0.2%
127		1	0.0%
128		2	0.1%
129		4	0.2%
130		4	0.2%
131		5	0.2%
132		7	0.3%
133		3	0.1%

# bnduremplstatuses: Total duration (in month) of Rs working statuses as employed since age 16 (W2)

Value	Label	Cases	Percentage
134		4	0.2%
135		2	0.1%
136		5	0.2%
137		5	0.2%
138		5	0.2%
139		4	0.2%
140		5	0.2%
141		2	0.1%
142		13	0.5%
143		1	0.0%
144		4	0.2%
145		3	0.1%
147		2	0.1%
148		6	0.2%
149		3	0.1%
150		4	0.2%
151		4	0.2%
152		2	0.1%
153		4	0.2%
154		5	0.2%
155		7	0.3%
156		5	0.2%
157		6	0.2%
158		4	0.2%
159		5	0.2%
160		7	0.3%
161		1	0.0%
163		1	0.0%
164		3	0.1%
165		6	0.2%
166		7	0.3%
167		11	0.4%
168		9	0.4%
169		4	0.2%
170		3	0.1%
171		2	0.1%
172		3	0.1%
173		4	0.2%
174		3	0.1%
175		4	0.2%
176		2	0.1%
177		5	0.2%
178		5	0.2%
179		9	0.4%
180		6	0.2%

## # bnduremplstatuses: Total duration (in month) of Rs working statuses as employed since age 16 (W2)

Value	Label	Cases	Percentage
181		4	0.2%
182		1	0.0%
183		5	0.2%
184		7	0.3%
185		5	0.2%
186		2	0.1%
187		2	0.1%
188		4	0.2%
189		3	0.1%
190		5	0.2%
191		6	0.2%
192		6	0.2%
193		4	0.2%
194		7	0.3%
195		5	0.2%
196		2	0.1%
197		6	0.2%
198		2	0.1%
199		3	0.1%
200		8	0.3%
201		2	0.1%
202		15	0.6%
203		2	0.1%
204		8	0.3%
205		3	0.1%
206		3	0.1%
207		4	0.2%
208		6	0.2%
209		2	0.1%
210		2	0.1%
211		1	0.0%
212		4	0.2%
213		6	0.2%
214		9	0.4%
215		8	0.3%
216		8	0.3%
217		1	0.0%
218		4	0.2%
219		3	0.1%
220		9	0.4%
221		4	0.2%
222		3	0.1%
223		3	0.1%
224		3	0.1%
225		4	0.2%

# bnduremplstatuses: Total duration (in month) of Rs working statuses as employed since age 16 (W2)

Value	Label	Cases	Percentage
226		8	0.3%
227		6	0.2%
228		9	0.4%
229		3	0.1%
230		3	0.1%
231		6	0.2%
232		4	0.2%
233		3	0.1%
234		4	0.2%
235		1	0.0%
236		4	0.2%
237		5	0.2%
238		8	0.3%
239		11	0.4%
240		7	0.3%
241		2	0.1%
242		3	0.1%
243		2	0.1%
244		1	0.0%
245		3	0.1%
246		5	0.2%
247		6	0.2%
248		3	0.1%
249		3	0.1%
250		7	0.3%
251		4	0.2%
252		4	0.2%
254		2	0.1%
255		4	0.2%
256		3	0.1%
257		3	0.1%
258		1	0.0%
259		4	0.2%
260		2	0.1%
261		3	0.1%
262		8	0.3%
263		8	0.3%
264		4	0.2%
267		5	0.2%
268		5	0.2%
269		2	0.1%
270		2	0.1%
271		2	0.1%
272		2	0.1%
273		2	0.1%

## # bnduremplstatuses: Total duration (in month) of Rs working statuses as employed since age 16 (W2)

Value	Label	Cases	Percentage
274		10	0.4%
275		8	0.3%
276		2	0.1%
277		2	0.1%
278		2	0.1%
279		1	0.0%
280		2	0.1%
281		5	0.2%
282		4	0.2%
283		4	0.2%
284		3	0.1%
285		7	0.3%
286		5	0.2%
287		3	0.1%
289		2	0.1%
290		2	0.1%
291		5	0.2%
292		3	0.1%
293		3	0.1%
294		1	0.0%
295		6	0.2%
296		3	0.1%
297		4	0.2%
298		8	0.3%
299		7	0.3%
300		5	0.2%
301		1	0.0%
302		1	0.0%
303		4	0.2%
304		2	0.1%
305		3	0.1%
306		2	0.1%
307		2	0.1%
308		1	0.0%
309		4	0.2%
310		10	0.4%
311		5	0.2%
312		3	0.1%
313		3	0.1%
314		4	0.2%
315		2	0.1%
316		5	0.2%
317		1	0.0%
318		5	0.2%
319		1	0.0%

# bnduremplstatuses: Total duration (in month) of Rs working statuses as employed since age 16 (W2)

Value	Label	Cases	Percentage
320		1	0.0%
321		4	0.2%
322		11	0.4%
323		5	0.2%
324		5	0.2%
325		2	0.1%
326		2	0.1%
327		3	0.1%
328		3	0.1%
329		1	0.0%
330		3	0.1%
331		2	0.1%
332		5	0.2%
333		7	0.3%
334		10	0.4%
335		5	0.2%
336		3	0.1%
337		3	0.1%
338		1	0.0%
339		6	0.2%
340		1	0.0%
341		4	0.2%
342		2	0.1%
343		2	0.1%
344		3	0.1%
345		8	0.3%
346		9	0.4%
347		7	0.3%
348		4	0.2%
349		3	0.1%
350		5	0.2%
351		1	0.0%
352		4	0.2%
353		2	0.1%
354		3	0.1%
355		3	0.1%
356		3	0.1%
357		6	0.2%
358		6	0.2%
359		8	0.3%
360		6	0.2%
361		4	0.2%
362		4	0.2%
363		4	0.2%
364		4	0.2%



# bnduremplstatuses: Total duration (in month) of Rs working statuses as employed since age 16 (W2)

Value	Label	Cases	Percentage
365		1	0.0%
366		2	0.1%
367		2	0.1%
368		3	0.1%
369		3	0.1%
370		4	0.2%
371		6	0.2%
372		2	0.1%
373		3	0.1%
374		3	0.1%
375		2	0.1%
376		5	0.2%
377		3	0.1%
378		1	0.0%
379		3	0.1%
380		6	0.2%
381		5	0.2%
382		4	0.2%
383		4	0.2%
384		4	0.2%
385		2	0.1%
386		3	0.1%
387		1	0.0%
388		2	0.1%
389		5	0.2%
390		3	0.1%
391		4	0.2%
392		4	0.2%
393		8	0.3%
394		8	0.3%
395		1	0.0%
396		4	0.2%
397		2	0.1%
398		6	0.2%
399		4	0.2%
400		2	0.1%
401		3	0.1%
402		5	0.2%
403		6	0.2%
404		3	0.1%
405		9	0.4%
406		3	0.1%
407		6	0.2%
408		2	0.1%
409		5	0.2%














































## # bnduremplstatuses: Total duration (in month) of Rs working statuses as employed since age 16 (W2)

Value	Label	Cases	Percentage
410		4	0.2%
411		6	0.2%
412		4	0.2%
413		1	0.0%
414		4	0.2%
415		1	0.0%
416		7	0.3%
417		3	0.1%
418		12	0.5%
419		8	0.3%
420		14	0.6%
421		6	0.2%
422		4	0.2%
423		7	0.3%
424		4	0.2%
425		3	0.1%
426		7	0.3%
427		6	0.2%
428		3	0.1%
429		7	0.3%
430		10	0.4%
431		10	0.4%
432		8	0.3%
433		6	0.2%
435		2	0.1%
436		3	0.1%
437		5	0.2%
438		7	0.3%
439		6	0.2%
440		6	0.2%
441		9	0.4%
442		11	0.4%
443		4	0.2%
444		15	0.6%
445		3	0.1%
446		6	0.2%
447		6	0.2%
448		5	0.2%
449		3	0.1%
450		6	0.2%
451		8	0.3%
452		8	0.3%
453		9	0.4%
454		8	0.3%
455		8	0.3%

# bnduremplstatuses: Total duration (in month) of Rs working statuses as employed since age 16 (W2)

Value	Label	Cases	Percentage
456		5	0.2%
457		15	0.6%
458		6	0.2%
459		6	0.2%
460		9	0.4%
461		4	0.2%
462		7	0.3%
463		8	0.3%
464		5	0.2%
465		7	0.3%
466		8	0.3%
467		9	0.4%
468		11	0.4%
469		6	0.2%
470		6	0.2%
472		9	0.4%
473		3	0.1%
474		8	0.3%
475		6	0.2%
476		5	0.2%
477		8	0.3%
478		6	0.2%
479		5	0.2%
480		12	0.5%
481		7	0.3%
482		5	0.2%
483		3	0.1%
484		4	0.2%
485		6	0.2%
486		9	0.4%
487		8	0.3%
488		3	0.1%
489		12	0.5%
490		2	0.1%
491		9	0.4%
492		7	0.3%
493		2	0.1%
494		5	0.2%
495		5	0.2%
496		6	0.2%
497		3	0.1%
498		8	0.3%
499		3	0.1%
500		3	0.1%
501		1	0.0%

# bnduremplstatuses: Total duration (in month) of Rs working statuses as employed since age 16 (W2)

Value	Label	Cases	Percentage
502		8	 0.3%
503		4	 0.2%
504		5	 0.2%
505		5	 0.2%
506		3	 0.1%
507		4	 0.2%
508		5	 0.2%
509		4	 0.2%
510		3	 0.1%
511		6	 0.2%
512		3	 0.1%
513		6	 0.2%
514		3	 0.1%
515		4	 0.2%
516		8	 0.3%
517		3	 0.1%
518		1	 0.0%
519		4	 0.2%
520		6	 0.2%
521		2	 0.1%
522		2	 0.1%
523		5	 0.2%
524		1	 0.0%
525		2	 0.1%
526		2	 0.1%
527		3	 0.1%
528		5	 0.2%
529		3	 0.1%
530		1	 0.0%
531		5	 0.2%
532		1	 0.0%
534		2	 0.1%
535		3	 0.1%
536		1	 0.0%
537		3	 0.1%
538		3	 0.1%
539		2	 0.1%
540		5	 0.2%
541		2	 0.1%
542		2	 0.1%
545		1	 0.0%
546		1	 0.0%
547		2	 0.1%
549		3	 0.1%
550		2	 0.1%

# bnduremplstatuses: Total duration (in month) of Rs working statuses as employed since age 16 (W2)

Value	Label	Cases	Percentage
551		4	0.2%
552		2	0.1%
554		1	0.0%
557		1	0.0%
558		1	0.0%
559		1	0.0%
561		3	0.1%
563		2	0.1%
564		3	0.1%
565		1	0.0%
566		1	0.0%
568		1	0.0%
572		1	0.0%
573		1	0.0%
574		2	0.1%
576		2	0.1%
577		2	0.1%
582		1	0.0%
583		1	0.0%
584		1	0.0%
586		1	0.0%
587		1	0.0%
588		3	0.1%
595		1	0.0%
597		1	0.0%
598		1	0.0%
600		2	0.1%
601		1	0.0%
609		1	0.0%
612		1	0.0%
614		1	0.0%
618		1	0.0%
622		1	0.0%
624		1	0.0%
628		1	0.0%
629		3	0.1%
635		1	0.0%
636		1	0.0%
638		2	0.1%
644		2	0.1%
646		1	0.0%
656		1	0.0%
660		1	0.0%
664		1	0.0%
665		1	0.0%

# bnduremplstatuses: Total duration (in month) of Rs working statuses as employed since age 16 (W2)			
Value	Label	Cases	Percentage
672		3	<div></div> 0.1%
678		1	<div></div> 0.0%
682		2	<div></div> 0.1%
683		1	<div></div> 0.0%
684		1	<div></div> 0.0%
692		1	<div></div> 0.0%
696		1	<div></div> 0.0%
707		1	<div></div> 0.0%
708		1	<div></div> 0.0%
717		2	<div></div> 0.1%
719		1	<div></div> 0.0%
728		1	<div></div> 0.0%
729		1	<div></div> 0.0%
732		1	<div></div> 0.0%
744		3	<div></div> 0.1%
755		1	<div></div> 0.0%
Sysmiss		678	
Warning: these figures indicate the number of cases found in the data file. They cannot be interpreted as summary statistics of the population of interest.			
# bndurselfemplstatuses: Total duration (in month) of Rs working statuses as self employed since age 16 (W2)			
Information	[Type= discrete] [Format=numeric] [Range= 0-744] [Missing=*/997/998/999]		
Statistics [NW/ W]	[Valid=162 /-] [Invalid=2987 /-] [Mean=103.006 /-] [StdDev=97.844 /-]		
Definition	Derived variable from Q 801, Q 802 and Q 803 (variables bn871_*, bn872m_*, bn872y_*, bn873m_*, bn873y_*).		
Literal question	When did this period of [activity] start? When did this period of [activity] end?		
Notes	Total duration (in month) of Rs working statuses as self employed since age 16 (code 3 on Q 801, variable bn871_*). If information on the month of starting / month of ending the activity was missing, a 6 (june) was used in the calculation. Values smaller than 0 have been put equal to zero; values smaller than 1 have been rounded to 1/10 of a month; values exceeding 1 have been rounded to the nearest month. If the total duration was exceeding the difference between respondent's age at the interview (in months) and 192 months (i.e., 16 years*12) values have been put as equal to this difference.		
Value	Label	Cases	Percentage
0		6	<div></div> 3.7%
3		2	<div></div> 1.2%
4		3	<div></div> 1.9%
5		2	<div></div> 1.2%
6		3	<div></div> 1.9%
7		2	<div></div> 1.2%
8		2	<div></div> 1.2%
9		2	<div></div> 1.2%
11		1	<div></div> 0.6%
12		2	<div></div> 1.2%
14		1	<div></div> 0.6%
15		1	<div></div> 0.6%
23		1	<div></div> 0.6%
24		1	<div></div> 0.6%
26		5	<div></div> 3.1%

# bndurselfemplstatuses: Total duration (in month) of Rs working statuses as self employed since age 16 (W2)

Value	Label	Cases	Percentage
27		1	0.6%
28		1	0.6%
29		2	1.2%
31		2	1.2%
33		3	1.9%
34		1	0.6%
35		2	1.2%
36		3	1.9%
37		1	0.6%
38		1	0.6%
39		3	1.9%
40		1	0.6%
44		1	0.6%
45		1	0.6%
47		2	1.2%
48		1	0.6%
55		2	1.2%
57		2	1.2%
58		2	1.2%
59		1	0.6%
60		1	0.6%
61		1	0.6%
63		1	0.6%
64		2	1.2%
66		1	0.6%
71		1	0.6%
72		2	1.2%
73		1	0.6%
75		2	1.2%
76		2	1.2%
79		2	1.2%
80		1	0.6%
84		1	0.6%
85		1	0.6%
87		1	0.6%
90		1	0.6%
91		1	0.6%
92		1	0.6%
94		1	0.6%
95		2	1.2%
96		1	0.6%
98		1	0.6%
99		1	0.6%
100		1	0.6%
101		1	0.6%

# bndurselfemplstatuses: Total duration (in month) of Rs working statuses as self employed since age 16 (W2)

Value	Label	Cases	Percentage
108		2	1.2%
114		1	0.6%
119		1	0.6%
120		3	1.9%
124		1	0.6%
125		1	0.6%
126		1	0.6%
128		1	0.6%
130		1	0.6%
138		1	0.6%
140		1	0.6%
145		1	0.6%
147		1	0.6%
148		1	0.6%
153		1	0.6%
158		1	0.6%
161		1	0.6%
163		1	0.6%
167		1	0.6%
168		1	0.6%
169		2	1.2%
174		1	0.6%
175		1	0.6%
176		2	1.2%
180		1	0.6%
183		2	1.2%
185		1	0.6%
186		4	2.5%
188		1	0.6%
192		1	0.6%
193		3	1.9%
194		1	0.6%
195		3	1.9%
197		2	1.2%
201		1	0.6%
207		1	0.6%
208		1	0.6%
212		2	1.2%
214		1	0.6%
215		2	1.2%
216		1	0.6%
225		1	0.6%
247		1	0.6%
350		1	0.6%
369		1	0.6%



# bndurselfemplstatus: Total duration (in month) of Rs working statuses as self employed since age 16 (W2)			
Value	Label	Cases	Percentage
437		1	<div></div> 0.6%
491		1	<div></div> 0.6%
696		1	<div></div> 0.6%
Sysmiss		2987	
Warning: these figures indicate the number of cases found in the data file. They cannot be interpreted as summary statistics of the population of interest.			
# bndurhelpfamstatus: Total duration (in month) of Rs working statuses as helping family member in a f (W2)			
Information	[Type= discrete] [Format=numeric] [Range= 0-677] [Missing=*/997/998/999]		
Statistics [NW/ W]	[Valid=23 -] [Invalid=3126 -] [Mean=45.739 -] [StdDev=43.088 -]		
Definition	Derived variable from Q 801, Q 802 and Q 803 (variables bn871_*, bn872m_*, bn872y_*, bn873m_*, bn873y_*).		
Literal question	When did this period of [activity] start? When did this period of [activity] end?		
Notes	Total duration (in month) of Rs working statuses as helping family member in a family business or farm since age 16 (code 4 on Q 801, variable bn871_*). If information on the month of starting / month of ending the activity was missing, a 6 (june) was used in the calculation. Values smaller than 0 have been put equal to zero; values smaller than 1 have been rounded to 1/10 of a month; values exceeding 1 have been rounded to the nearest month. If the total duration was exceeding the difference between respondent's age at the interview (in months) and 192 months (i.e., 16 years*12) values have been put as equal to this difference.		
Value	Label	Cases	Percentage
0		1	<div></div> 4.3%
3		2	<div></div> 8.7%
4		1	<div></div> 4.3%
8		2	<div></div> 8.7%
13		1	<div></div> 4.3%
17		1	<div></div> 4.3%
24		1	<div></div> 4.3%
25		1	<div></div> 4.3%
28		1	<div></div> 4.3%
30		1	<div></div> 4.3%
34		1	<div></div> 4.3%
37		1	<div></div> 4.3%
40		1	<div></div> 4.3%
56		1	<div></div> 4.3%
58		1	<div></div> 4.3%
94		1	<div></div> 4.3%
96		1	<div></div> 4.3%
99		1	<div></div> 4.3%
119		1	<div></div> 4.3%
123		1	<div></div> 4.3%
133		1	<div></div> 4.3%
Sysmiss		3126	
Warning: these figures indicate the number of cases found in the data file. They cannot be interpreted as summary statistics of the population of interest.			
# bndurunemplstatus: Total duration (in month) of Rs working statuses as unemployed since age 16			
Information	[Type= continuous] [Format=numeric] [Range= 0-393] [Missing=*/997/998/999]		
Statistics [NW/ W]	[Valid=247 -] [Invalid=2902 -] [Mean=29.377 -] [StdDev=42.745 -]		
Definition	Derived variable from Q 801, Q 802 and Q 803 (variables bn871_*, bn872m_*, bn872y_*, bn873m_*, bn873y_*).		

# bndurunemplstatuses: Total duration (in month) of Rs working statuses as unemployed since age 16			
Literal question		When did this period of [activity] start? When did this period of [activity] end?	
Notes		Total duration (in month) of Rs working statuses as unemployed since age 16 (code 5 on Q 801, variable bn871_*. If information on the month of starting / month of ending the activity was missing, a 6 (june) was used in the calculation. Values smaller than 0 have been put equal to zero; values smaller than 1 have been rounded to 1/10 of a month; values exceeding 1 have been rounded to the nearest month. If the total duration was exceeding the difference between respondent's age at the interview (in months) and 192 months (i.e., 16 years*12) values have been put as equal to this difference.	
# bndurretiredstatuses: Total duration (in month) of Rs working statuses as retired since age 16			
Information		[Type= continuous] [Format=numeric] [Range= 0-624] [Missing=*/997/998/999]	
Statistics [NW/ W]		[Valid=683 /-] [Invalid=2466 /-] [Mean=122.019 /-] [StdDev=88.749 /-]	
Definition		Derived variable from Q 801, Q 802 and Q 803 (variables bn871_*, bn872m_*, bn872y_*, bn873m_*, bn873y_*).	
Literal question		When did this period of [activity] start? When did this period of [activity] end?	
Notes		Total duration (in month) of Rs working statuses as retired since age 16 (code 6 on Q 801, variable bn871_*. If information on the month of starting / month of ending the activity was missing, a 6 (june) was used in the calculation. Values smaller than 0 have been put equal to zero; values smaller than 1 have been rounded to 1/10 of a month; values exceeding 1 have been rounded to the nearest month. If the total duration was exceeding the difference between respondent's age at the interview (in months) and 192 months (i.e., 16 years*12) values have been put as equal to this difference.	
# bndurmilitarystatuses: Total duration (in month) of Rs working statuses as in military or social serv			
Information		[Type= continuous] [Format=numeric] [Range= 0-487] [Missing=*/997/998/999]	
Statistics [NW/ W]		[Valid=377 /-] [Invalid=2772 /-] [Mean=25.366 /-] [StdDev=40.99 /-]	
Definition		Derived variable from Q 801, Q 802 and Q 803 (variables bn871_*, bn872m_*, bn872y_*, bn873m_*, bn873y_*).	
Literal question		When did this period of [activity] start? When did this period of [activity] end?	
Notes		Total duration (in month) of Rs working statuses as in military or social service since age 16 (code 7 on Q 801, variable bn871_*. If information on the month of starting / month of ending the activity was missing, a 6 (june) was used in the calculation. Values smaller than 0 have been put equal to zero; values smaller than 1 have been rounded to 1/10 of a month; values exceeding 1 have been rounded to the nearest month. If the total duration was exceeding the difference between respondent's age at the interview (in months) and 192 months (i.e., 16 years*12) values have been put as equal to this difference.	
# bndurhomestatuses: Total duration (in month) of Rs working statuses as homemaker since age 16			
Information		[Type= continuous] [Format=numeric] [Range= 0-540] [Missing=*/997/998/999]	
Statistics [NW/ W]		[Valid=57 /-] [Invalid=3092 /-] [Mean=77.333 /-] [StdDev=92.571 /-]	
Definition		Derived variable from Q 801, Q 802 and Q 803 (variables bn871_*, bn872m_*, bn872y_*, bn873m_*, bn873y_*).	
Literal question		When did this period of [activity] start? When did this period of [activity] end?	
Notes		Total duration (in month) of Rs working statuses as homemaker since age 16 (code 8 on Q 801, variable bn871_*. If information on the month of starting / month of ending the activity was missing, a 6 (june) was used in the calculation. Values smaller than 0 have been put equal to zero; values smaller than 1 have been rounded to 1/10 of a month; values exceeding 1 have been rounded to the nearest month. If the total duration was exceeding the difference between respondent's age at the interview (in months) and 192 months (i.e., 16 years*12) values have been put as equal to this difference.	
# bndurmatleavestatuses: Total duration (in month) of Rs working statuses as in maternity leave since age (W2)			
Information		[Type= discrete] [Format=numeric] [Range= 0-0] [Missing=*/997/998/999]	
Statistics [NW/ W]		[Valid=622 /-] [Invalid=2527 /-]	
Value	Label	Cases	Percentage
0		5	<div></div> 0.8%
2		1	<div></div> 0.2%
3		4	<div></div> 0.6%
4		4	<div></div> 0.6%

# bndurmatleavestatuses: Total duration (in month) of Rs working statuses as in maternity leave since age (W2)

Value	Label	Cases	Percentage
5		3	0.5%
6		10	1.6%
7		3	0.5%
8		4	0.6%
9		6	1.0%
10		7	1.1%
11		2	0.3%
12		5	0.8%
13		8	1.3%
14		3	0.5%
15		6	1.0%
16		4	0.6%
17		1	0.2%
18		7	1.1%
19		5	0.8%
20		3	0.5%
21		2	0.3%
22		1	0.2%
23		3	0.5%
24		11	1.8%
25		4	0.6%
26		4	0.6%
27		10	1.6%
29		5	0.8%
30		5	0.8%
31		5	0.8%
32		4	0.6%
33		3	0.5%
34		6	1.0%
35		4	0.6%
36		16	2.6%
37		13	2.1%
38		9	1.4%
39		12	1.9%
40		9	1.4%
41		6	1.0%
42		5	0.8%
43		11	1.8%
44		5	0.8%
45		6	1.0%
46		6	1.0%
47		6	1.0%
48		20	3.2%
49		11	1.8%
50		10	1.6%

# bndurmatleavestatuses: Total duration (in month) of Rs working statuses as in maternity leave since age (W2)

Value	Label	Cases	Percentage
51		5	0.8%
52		10	1.6%
53		5	0.8%
54		12	1.9%
55		7	1.1%
56		3	0.5%
57		4	0.6%
58		1	0.2%
59		9	1.4%
60		6	1.0%
61		8	1.3%
62		7	1.1%
63		7	1.1%
64		4	0.6%
65		9	1.4%
66		6	1.0%
67		9	1.4%
68		5	0.8%
70		1	0.2%
71		2	0.3%
72		15	2.4%
73		8	1.3%
74		7	1.1%
75		4	0.6%
76		5	0.8%
77		5	0.8%
78		4	0.6%
80		2	0.3%
81		2	0.3%
82		5	0.8%
83		4	0.6%
84		8	1.3%
85		4	0.6%
86		3	0.5%
87		5	0.8%
88		5	0.8%
89		3	0.5%
90		2	0.3%
91		6	1.0%
92		4	0.6%
93		2	0.3%
94		6	1.0%
95		6	1.0%
96		8	1.3%
97		2	0.3%

## # bndurmatleavestatuses: Total duration (in month) of Rs working statuses as in maternity leave since age (W2)

Value	Label	Cases	Percentage
98		4	0.6%
99		2	0.3%
100		1	0.2%
102		3	0.5%
103		2	0.3%
104		3	0.5%
105		2	0.3%
107		1	0.2%
108		3	0.5%
109		1	0.2%
110		1	0.2%
111		1	0.2%
112		3	0.5%
113		1	0.2%
114		1	0.2%
115		2	0.3%
116		2	0.3%
117		2	0.3%
118		1	0.2%
120		2	0.3%
124		2	0.3%
125		1	0.2%
126		3	0.5%
129		1	0.2%
131		2	0.3%
134		1	0.2%
135		1	0.2%
136		1	0.2%
137		1	0.2%
138		1	0.2%
143		1	0.2%
144		1	0.2%
145		1	0.2%
149		1	0.2%
154		2	0.3%
156		1	0.2%
162		1	0.2%
169		1	0.2%
173		1	0.2%
177		1	0.2%
180		1	0.2%
181		1	0.2%
187		1	0.2%
203		1	0.2%
207		1	0.2%

# bndurmatleavestatuses: Total duration (in month) of Rs working statuses as in maternity leave since age (W2)			
Value	Label	Cases	Percentage
243		1	<div><div></div></div> 0.2%
254		1	<div><div></div></div> 0.2%
284		1	<div><div></div></div> 0.2%
356		1	<div><div></div></div> 0.2%
399		1	<div><div></div></div> 0.2%
488		1	<div><div></div></div> 0.2%
Sysmiss		2527	
Warning: these figures indicate the number of cases found in the data file. They cannot be interpreted as summary statistics of the population of interest.			
# bndurparleavestatuses: Total duration (in month) of Rs working statuses as in parental leave, care leav			
Information	[Type= continuous] [Format=numeric] [Range= 0-588] [Missing=*/997/998/999]		
Statistics [NW/ W]	[Valid=167 /-] [Invalid=2982 /-] [Mean=131.671 /-] [StdDev=119.089 /-]		
Definition	Derived variable from Q 801, Q 802 and Q 803 (variables bn871_*, bn872m_*, bn872y_*, bn873m_*, bn873y_*).		
Literal question	When did this period of [activity] start? When did this period of [activity] end?		
Notes	Total duration (in month) of Rs working statuses as in parental leave, care leave since age 16 (code 10 on Q 801, variable bn871_*). If information on the month of starting / month of ending the activity was missing, a 6 (june) was used in the calculation. Values smaller than 0 have been put equal to zero; values smaller than 1 have been rounded to 1/10 of a month; values exceeding 1 have been rounded to the nearest month. If the total duration was exceeding the difference between respondent's age at the interview (in months) and 192 months (i.e., 16 years*12) values have been put as equal to this difference.		
# bndurilldisabledstatuses: Total duration (in month) of Rs working statuses as ill or disabled for a long t			
Information	[Type= continuous] [Format=numeric] [Range= 0-744] [Missing=*/997/998/999]		
Statistics [NW/ W]	[Valid=68 /-] [Invalid=3081 /-] [Mean=86.985 /-] [StdDev=162.593 /-]		
Definition	Derived variable from Q 801, Q 802 and Q 803 (variables bn871_*, bn872m_*, bn872y_*, bn873m_*, bn873y_*).		
Literal question	When did this period of [activity] start? When did this period of [activity] end?		
Notes	Total duration (in month) of Rs working statuses as ill or disabled for a long time or permanently since age 16 (code 11 on Q 801, variable bn871_*). If information on the month of starting / month of ending the activity was missing, a 6 (june) was used in the calculation. Values smaller than 0 have been put equal to zero; values smaller than 1 have been rounded to 1/10 of a month; values exceeding 1 have been rounded to the nearest month. If the total duration was exceeding the difference between respondent's age at the interview (in months) and 192 months (i.e., 16 years*12) values have been put as equal to this difference.		
# bndurparttime: Total duration (in month) of Rs part-time periods of work (W2)			
Information	[Type= discrete] [Format=numeric] [Range= 0-0] [Missing=*/997/998/999]		
Statistics [NW/ W]	[Valid=110 /-] [Invalid=3039 /-]		
Value	Label	Cases	Percentage
0		94	<div><div></div></div> 85.5%
2		1	<div><div></div></div> 0.9%
4		1	<div><div></div></div> 0.9%
5		1	<div><div></div></div> 0.9%
6		1	<div><div></div></div> 0.9%
8		2	<div><div></div></div> 1.8%
9		1	<div><div></div></div> 0.9%
24		1	<div><div></div></div> 0.9%
26		1	<div><div></div></div> 0.9%
30		1	<div><div></div></div> 0.9%

# bndurparttime: Total duration (in month) of Rs part-time periods of work (W2)			
Value	Label	Cases	Percentage
33		1	0.9%
38		1	0.9%
44		1	0.9%
50		1	0.9%
51		1	0.9%
105		1	0.9%
Sysmiss		3039	
Warning: these figures indicate the number of cases found in the data file. They cannot be interpreted as summary statistics of the population of interest.			
# bndurlastparttime: Duration (in month) of Rs last part-time (W2)			
Information	[Type= discrete] [Format=numeric] [Range= 0-265] [Missing=*/997/998/999]		
Statistics [NW/ W]	[Valid=3145 /-] [Invalid=4 /-]		
Definition	Derived variable from Q 805, Q 808 and Q 809 (variables bn875_*, bn878m_*, bn878y_*, bn879m_*, bn879y_*).		
Universe	If code 3 on Q 805		
Literal question	When did the last period of part time work start? When did the last period of part time work end?		
Notes	Duration (in month) of Rs last part-time (code 3 on Q 805, variable bn875_*). If information on the month of starting / month of ending the activity was missing, a 6 (june) was used in the calculation. Values smaller than 0 have been put equal to zero; values smaller than 1 have been rounded to 1/10 of a month; values exceeding 1 have been rounded to the nearest month. If the total duration was exceeding the difference between respondent's age at the interview (in months) and 192 months (i.e., 16 years*12) values have been put as equal to this difference.		
Value	Label	Cases	Percentage
0		3129	99.5%
2		1	0.0%
4		1	0.0%
5		1	0.0%
6		1	0.0%
8		2	0.1%
9		1	0.0%
24		1	0.0%
26		1	0.0%
30		1	0.0%
33		1	0.0%
38		1	0.0%
44		1	0.0%
50		1	0.0%
51		1	0.0%
105		1	0.0%
Sysmiss		4	
Warning: these figures indicate the number of cases found in the data file. They cannot be interpreted as summary statistics of the population of interest.			
# bndurstudwhilework: Total duration (in month) of Rs periods of studying while working (W2)			
Information	[Type= discrete] [Format=numeric] [Range= 0-528] [Missing=*/997/998/999]		
Statistics [NW/ W]	[Valid=3136 /-] [Invalid=13 /-]		
Definition	Derived variable from Q 810, Q 811, Q 812, and Q814 (variables bn880, bn881m_*, bn881y_*, bn882m_*, bn882y_*, bn884_*).		
Universe	If code 1 on Q 810 (variable bn880)		

# bndurstudwhilework: Total duration (in month) of Rs periods of studying while working (W2)			
<b>Pre-question</b>		Now I would like to talk about these periods of studying, starting with the first one if there has been several periods.	
<b>Literal question</b>		When did the first/next period start? When did it end?	
<b>Notes</b>		Total duration (in month) of Rs periods of studying while working (code 1 on Q 810, variable bn880). If information on the month of starting / month of ending the activity was missing, a 6 (june) was used in the calculation. Values smaller than 0 have been put equal to zero; values smaller than 1 have been rounded to 1/10 of a month; values exceeding 1 have been rounded to the nearest month. If the total duration was exceeding the difference between respondent's age at the interview (in months) and 192 months (i.e., 16 years*12) values have been put as equal to this difference.	
Value	Label	Cases	Percentage
0		2879	<div></div> 91.8%
1		1	0.0%
2		1	0.0%
5		2	0.1%
6		1	0.0%
7		4	0.1%
8		2	0.1%
9		13	0.4%
11		2	0.1%
14		2	0.1%
15		1	0.0%
18		5	0.2%
19		3	0.1%
20		4	0.1%
21		30	1.0%
22		1	0.0%
23		1	0.0%
24		3	0.1%
26		1	0.0%
28		1	0.0%
29		1	0.0%
30		1	0.0%
31		3	0.1%
32		4	0.1%
33		26	0.8%
34		1	0.0%
36		2	0.1%
37		1	0.0%
38		1	0.0%
39		1	0.0%
40		1	0.0%
42		8	0.3%
43		1	0.0%
44		4	0.1%
45		18	0.6%
46		1	0.0%
47		2	0.1%
48		1	0.0%



# bndurstudwhilework: Total duration (in month) of Rs periods of studying while working (W2)			
Value	Label	Cases	Percentage
51		2	0.1%
52		2	0.1%
53		2	0.1%
54		4	0.1%
55		2	0.1%
56		4	0.1%
57		17	0.5%
58		2	0.1%
59		3	0.1%
60		4	0.1%
61		5	0.2%
65		2	0.1%
66		2	0.1%
67		1	0.0%
68		2	0.1%
69		4	0.1%
71		2	0.1%
73		1	0.0%
74		1	0.0%
77		1	0.0%
78		1	0.0%
79		2	0.1%
80		1	0.0%
81		1	0.0%
82		1	0.0%
92		1	0.0%
94		1	0.0%
99		1	0.0%
102		1	0.0%
103		1	0.0%
105		2	0.1%
114		1	0.0%
115		1	0.0%
117		1	0.0%
120		1	0.0%
126		1	0.0%
141		1	0.0%
158		1	0.0%
159		1	0.0%
160		2	0.1%
177		1	0.0%
187		1	0.0%
189		2	0.1%
197		1	0.0%
202		1	0.0%

# bndurstudwhilework: Total duration (in month) of Rs periods of studying while working (W2)			
Value	Label	Cases	Percentage
211		1	0.0%
213		1	0.0%
218		1	0.0%
240		1	0.0%
266		1	0.0%
281		1	0.0%
375		1	0.0%
393		1	0.0%
453		1	0.0%
461		1	0.0%
Sysmiss		13	
Warning: these figures indicate the number of cases found in the data file. They cannot be interpreted as summary statistics of the population of interest.			
# bhg1_1: Order of hh member 1 (W2)			
Information	[Type= discrete] [Format=numeric] [Range= 1-1] [Missing=*/97/98/99]		
Statistics [NW/ W]	[Valid=3149 /-] [Invalid=0 /-]		
Definition	Derived Variable		
Value	Label	Cases	Percentage
1	1	3149	100.0%
Warning: these figures indicate the number of cases found in the data file. They cannot be interpreted as summary statistics of the population of interest.			
# bhg1_2: Order of hh member 2 (W2)			
Information	[Type= discrete] [Format=numeric] [Range= 2-2] [Missing=*/97/98/99]		
Statistics [NW/ W]	[Valid=3149 /-] [Invalid=0 /-]		
Definition	Derived Variable		
Value	Label	Cases	Percentage
2	2	3149	100.0%
Warning: these figures indicate the number of cases found in the data file. They cannot be interpreted as summary statistics of the population of interest.			
# bhg1_3: Order of hh member 3 (W2)			
Information	[Type= discrete] [Format=numeric] [Range= 3-3] [Missing=*/97/98/99]		
Statistics [NW/ W]	[Valid=3149 /-] [Invalid=0 /-]		
Definition	Derived Variable		
Value	Label	Cases	Percentage
3	3	3149	100.0%
Warning: these figures indicate the number of cases found in the data file. They cannot be interpreted as summary statistics of the population of interest.			
# bhg1_4: Order of hh member 4 (W2)			
Information	[Type= discrete] [Format=numeric] [Range= 4-4] [Missing=*/97/98/99]		
Statistics [NW/ W]	[Valid=3149 /-] [Invalid=0 /-]		
Definition	Derived Variable		
Value	Label	Cases	Percentage
4	4	3149	100.0%
Warning: these figures indicate the number of cases found in the data file. They cannot be interpreted as summary statistics of the population of interest.			

# bhg1_5: Order of hh member 5 (W2)			
Information	[Type= discrete] [Format=numeric] [Range= 5-5] [Missing=*/97/98/99]		
Statistics [NW/ W]	[Valid=3149 /-] [Invalid=0 /-]		
Definition	Derived Variable		
Value	Label	Cases	Percentage
5	5	3149	100.0%
Warning: these figures indicate the number of cases found in the data file. They cannot be interpreted as summary statistics of the population of interest.			
# bhg1_6: Order of hh member 6 (W2)			
Information	[Type= discrete] [Format=numeric] [Range= 6-6] [Missing=*/97/98/99]		
Statistics [NW/ W]	[Valid=3149 /-] [Invalid=0 /-]		
Definition	Derived Variable		
Value	Label	Cases	Percentage
6	6	3149	100.0%
Warning: these figures indicate the number of cases found in the data file. They cannot be interpreted as summary statistics of the population of interest.			
# bhg1_7: Order of hh member 7 (W2)			
Information	[Type= discrete] [Format=numeric] [Range= 7-7] [Missing=*/97/98/99]		
Statistics [NW/ W]	[Valid=3149 /-] [Invalid=0 /-]		
Definition	Derived Variable		
Value	Label	Cases	Percentage
7	7	3149	100.0%
Warning: these figures indicate the number of cases found in the data file. They cannot be interpreted as summary statistics of the population of interest.			
# bhg1_8: Order of hh member 8 (W2)			
Information	[Type= discrete] [Format=numeric] [Range= 8-8] [Missing=*/97/98/99]		
Statistics [NW/ W]	[Valid=3149 /-] [Invalid=0 /-]		
Definition	Derived Variable		
Value	Label	Cases	Percentage
8	8	3149	100.0%
Warning: these figures indicate the number of cases found in the data file. They cannot be interpreted as summary statistics of the population of interest.			
# bhg1_9: Order of hh member 9 (W2)			
Information	[Type= discrete] [Format=numeric] [Range= 9-9] [Missing=*/97/98/99]		
Statistics [NW/ W]	[Valid=3149 /-] [Invalid=0 /-]		
Definition	Derived Variable		
Value	Label	Cases	Percentage
9	9	3149	100.0%
Warning: these figures indicate the number of cases found in the data file. They cannot be interpreted as summary statistics of the population of interest.			
# bhg1_10: Order of hh member 10 (W2)			
Information	[Type= discrete] [Format=numeric] [Range= 10-10] [Missing=*/97/98/99]		
Statistics [NW/ W]	[Valid=3149 /-] [Invalid=0 /-] [Mean=10 /-] [StdDev=0 /-]		
Definition	Derived Variable		
Value	Label	Cases	Percentage
10	10	3149	100.0%
Warning: these figures indicate the number of cases found in the data file. They cannot be interpreted as summary statistics of the population of interest.			

# bhg1_11: Order of hh member 11 (W2)			
Information	[Type= discrete] [Format=numeric] [Range= 11-11] [Missing=*/97/98/99]		
Statistics [NW/ W]	[Valid=3149 /-] [Invalid=0 /-] [Mean=11 /-] [StdDev=0 /-]		
Definition	Derived Variable		
Value	Label	Cases	Percentage
11	11	3149	100.0%
Warning: these figures indicate the number of cases found in the data file. They cannot be interpreted as summary statistics of the population of interest.			
# bhg1_12: Order of hh member 12 (W2)			
Information	[Type= discrete] [Format=numeric] [Range= 12-12] [Missing=*/97/98/99]		
Statistics [NW/ W]	[Valid=3149 /-] [Invalid=0 /-] [Mean=12 /-] [StdDev=0 /-]		
Definition	Derived Variable		
Value	Label	Cases	Percentage
12	12	3149	100.0%
Warning: these figures indicate the number of cases found in the data file. They cannot be interpreted as summary statistics of the population of interest.			
# bhg1_13: Order of hh member 13			
Information	[Type= continuous] [Format=numeric] [Range= 13-13] [Missing=*/97/98/99]		
Statistics [NW/ W]	[Valid=3149 /-] [Invalid=0 /-] [Mean=13 /-] [StdDev=0 /-]		
Definition	Derived Variable		
Value	Label	Cases	Percentage
13	13	3149	100.0%
Warning: these figures indicate the number of cases found in the data file. They cannot be interpreted as summary statistics of the population of interest.			
# bhg1_14: Order of hh member 14			
Information	[Type= continuous] [Format=numeric] [Range= 14-14] [Missing=*/97/98/99]		
Statistics [NW/ W]	[Valid=3149 /-] [Invalid=0 /-] [Mean=14 /-] [StdDev=0 /-]		
Definition	Derived Variable		
Value	Label	Cases	Percentage
14	14	3149	100.0%
Warning: these figures indicate the number of cases found in the data file. They cannot be interpreted as summary statistics of the population of interest.			
# bhg2_1: Temporary away hh member 1 (W2)			
Information	[Type= discrete] [Format=numeric] [Range= 1-99] [Missing=*/7/8/9]		
Statistics [NW/ W]	[Valid=194 /-] [Invalid=2955 /-]		
Definition	Q 106		
Pre-question	I would like to ask you about all persons who live in this household. Who are they?		
Literal question	Are there any other household members who usually live here but are now away on business, at school, at boarding school, at university, in hospital or somewhere else?		
Interviewer's instructions	Write the names and relationships in Household Grid, tick mark in Column 'Temporarily Away'.		
Value	Label	Cases	Percentage
1	yes	0	
2	no	194	100.0%
7	does not know	0	
8	refusal	0	
9	no response/not applicable	0	
Sysmiss		2955	

<b># bhg2_1: Temporary away hh member 1 (W2)</b>			
<i>Warning: these figures indicate the number of cases found in the data file. They cannot be interpreted as summary statistics of the population of interest.</i>			
<b># bhg2_2: Temporary away hh member 2 (W2)</b>			
<b>Information</b>	[Type= discrete] [Format=numeric] [Range= 1-99] [Missing=*7/8/9]		
<b>Statistics [NW/ W]</b>	[Valid=194 /-] [Invalid=2955 /-]		
<b>Definition</b>	Q 106		
<b>Pre-question</b>	I would like to ask you about all persons who live in this household. Who are they?		
<b>Literal question</b>	Are there any other household members who usually live here but are now away on business, at school, at boarding school, at university, in hospital or somewhere else?		
<b>Interviewer's instructions</b>	Write the names and relationships in Household Grid, tick mark in Column 'Temporarily Away'.		
<b>Value</b>	<b>Label</b>	<b>Cases</b>	<b>Percentage</b>
1	yes	72	<div><div></div></div> 37.1%
2	no	122	<div><div></div></div> 62.9%
7	does not know	0	
8	refusal	0	
9	no response/not applicable	2955	
<i>Warning: these figures indicate the number of cases found in the data file. They cannot be interpreted as summary statistics of the population of interest.</i>			
<b># bhg2_3: Temporary away hh member 3 (W2)</b>			
<b>Information</b>	[Type= discrete] [Format=numeric] [Range= 1-99] [Missing=*7/8/9]		
<b>Statistics [NW/ W]</b>	[Valid=194 /-] [Invalid=2955 /-]		
<b>Definition</b>	Q 106		
<b>Pre-question</b>	I would like to ask you about all persons who live in this household. Who are they?		
<b>Literal question</b>	Are there any other household members who usually live here but are now away on business, at school, at boarding school, at university, in hospital or somewhere else?		
<b>Interviewer's instructions</b>	Write the names and relationships in Household Grid, tick mark in Column 'Temporarily Away'.		
<b>Value</b>	<b>Label</b>	<b>Cases</b>	<b>Percentage</b>
1	yes	101	<div><div></div></div> 52.1%
2	no	93	<div><div></div></div> 47.9%
7	does not know	0	
8	refusal	0	
9	no response/not applicable	2955	
<i>Warning: these figures indicate the number of cases found in the data file. They cannot be interpreted as summary statistics of the population of interest.</i>			
<b># bhg2_4: Temporary away hh member 4 (W2)</b>			
<b>Information</b>	[Type= discrete] [Format=numeric] [Range= 1-99] [Missing=*7/8/9]		
<b>Statistics [NW/ W]</b>	[Valid=194 /-] [Invalid=2955 /-]		
<b>Definition</b>	Q 106		
<b>Pre-question</b>	I would like to ask you about all persons who live in this household. Who are they?		
<b>Literal question</b>	Are there any other household members who usually live here but are now away on business, at school, at boarding school, at university, in hospital or somewhere else?		
<b>Interviewer's instructions</b>	Write the names and relationships in Household Grid, tick mark in Column 'Temporarily Away'.		
<b>Value</b>	<b>Label</b>	<b>Cases</b>	<b>Percentage</b>
1	yes	54	<div><div></div></div> 27.8%
2	no	140	<div><div></div></div> 72.2%
7	does not know	0	

# bhg2_4: Temporary away hh member 4 (W2)			
Value	Label	Cases	Percentage
8	refusal	0	
9	no response/not applicable	2955	
Warning: these figures indicate the number of cases found in the data file. They cannot be interpreted as summary statistics of the population of interest.			
# bhg2_5: Temporary away hh member 5 (W2)			
Information	[Type= discrete] [Format=numeric] [Range= 1-99] [Missing=*7/8/9]		
Statistics [NW/ W]	[Valid=194 /-] [Invalid=2955 /-]		
Definition	Q 106		
Pre-question	I would like to ask you about all persons who live in this household. Who are they?		
Literal question	Are there any other household members who usually live here but are now away on business, at school, at boarding school, at university, in hospital or somewhere else?		
Interviewer's instructions	Write the names and relationships in Household Grid, tick mark in Column 'Temporarily Away'.		
Value	Label	Cases	Percentage
1	yes	21	<div><div></div></div> 10.8%
2	no	173	<div><div></div></div> 89.2%
7	does not know	0	
8	refusal	0	
9	no response/not applicable	2955	
Warning: these figures indicate the number of cases found in the data file. They cannot be interpreted as summary statistics of the population of interest.			
# bhg2_6: Temporary away hh member 6 (W2)			
Information	[Type= discrete] [Format=numeric] [Range= 1-99] [Missing=*7/8/9]		
Statistics [NW/ W]	[Valid=194 /-] [Invalid=2955 /-]		
Definition	Q 106		
Pre-question	I would like to ask you about all persons who live in this household. Who are they?		
Literal question	Are there any other household members who usually live here but are now away on business, at school, at boarding school, at university, in hospital or somewhere else?		
Interviewer's instructions	Write the names and relationships in Household Grid, tick mark in Column 'Temporarily Away'.		
Value	Label	Cases	Percentage
1	yes	1	<div><div></div></div> 0.5%
2	no	193	<div><div></div></div> 99.5%
7	does not know	0	
8	refusal	0	
9	no response/not applicable	2955	
Warning: these figures indicate the number of cases found in the data file. They cannot be interpreted as summary statistics of the population of interest.			
# bhg2_7: Temporary away hh member 7 (W2)			
Information	[Type= discrete] [Format=numeric] [Range= 1-99] [Missing=*7/8/9]		
Statistics [NW/ W]	[Valid=194 /-] [Invalid=2955 /-]		
Definition	Q 106		
Pre-question	I would like to ask you about all persons who live in this household. Who are they?		
Literal question	Are there any other household members who usually live here but are now away on business, at school, at boarding school, at university, in hospital or somewhere else?		
Interviewer's instructions	Write the names and relationships in Household Grid, tick mark in Column 'Temporarily Away'.		

# bhg2\_7: Temporary away hh member 7 (W2)

Value	Label	Cases	Percentage
1	yes	0	
2	no	194	<div></div> 100.0%
7	does not know	0	
8	refusal	0	
9	no response/not applicable	2955	

*Warning: these figures indicate the number of cases found in the data file. They cannot be interpreted as summary statistics of the population of interest.*

# bhg2\_8: Temporary away hh member 8 (W2)

Information	[Type= discrete] [Format=numeric] [Range= 1-99] [Missing=*/7/8/9]
Statistics [NW/ W]	[Valid=194 /-] [Invalid=2955 /-]
Definition	Q 106
Pre-question	I would like to ask you about all persons who live in this household. Who are they?
Literal question	Are there any other household members who usually live here but are now away on business, at school, at boarding school, at university, in hospital or somewhere else?
Interviewer's instructions	Write the names and relationships in Household Grid, tick mark in Column 'Temporarily Away'.

Value	Label	Cases	Percentage
1	yes	0	
2	no	194	<div></div> 100.0%
7	does not know	0	
8	refusal	0	
9	no response/not applicable	2955	

*Warning: these figures indicate the number of cases found in the data file. They cannot be interpreted as summary statistics of the population of interest.*

# bhg2\_9: Temporary away hh member 9 (W2)

Information	[Type= discrete] [Format=numeric] [Range= 1-99] [Missing=*/7/8/9]
Statistics [NW/ W]	[Valid=194 /-] [Invalid=2955 /-]
Definition	Q 106
Pre-question	I would like to ask you about all persons who live in this household. Who are they?
Literal question	Are there any other household members who usually live here but are now away on business, at school, at boarding school, at university, in hospital or somewhere else?
Interviewer's instructions	Write the names and relationships in Household Grid, tick mark in Column 'Temporarily Away'.

Value	Label	Cases	Percentage
1	yes	0	
2	no	194	<div></div> 100.0%
7	does not know	0	
8	refusal	0	
9	no response/not applicable	2955	

*Warning: these figures indicate the number of cases found in the data file. They cannot be interpreted as summary statistics of the population of interest.*

# bhg2\_10: Temporary away hh member 10 (W2)

Information	[Type= discrete] [Format=numeric] [Range= 1-99] [Missing=*/7/8/9]
Statistics [NW/ W]	[Valid=194 /-] [Invalid=2955 /-]
Definition	Q 106
Pre-question	I would like to ask you about all persons who live in this household. Who are they?

# **# bhg2\_10: Temporary away hh member 10 (W2)**

**Literal question** Are there any other household members who usually live here but are now away on business, at school, at boarding school, at university, in hospital or somewhere else?

**Interviewer's instructions** Write the names and relationships in Household Grid, tick mark in Column 'Temporarily Away'.

Value	Label	Cases	Percentage
1	yes	0	
2	no	194	100.0%
7	does not know	0	
8	refusal	0	
9	no response/not applicable	2955	

*Warning: these figures indicate the number of cases found in the data file. They cannot be interpreted as summary statistics of the population of interest.*



# bhg2\_11: Temporary away hh member 11 (W2)

Information	[Type= discrete] [Format=numeric] [Range= 1-99] [Missing=*7/8/9]		
Statistics [NW/ W]	[Valid=194 /-] [Invalid=2955 /-]		
Definition	Q 106		
Pre-question	I would like to ask you about all persons who live in this household. Who are they?		
Literal question	Are there any other household members who usually live here but are now away on business, at school, at boarding school, at university, in hospital or somewhere else?		
Interviewer's instructions	Write the names and relationships in Household Grid, tick mark in Column 'Temporarily Away'.		

Value	Label	Cases	Percentage
1	yes	0	
2	no	194	<div>100.0%</div>
7	does not know	0	
8	refusal	0	
9	no response/not applicable	2955	

Warning: these figures indicate the number of cases found in the data file. They cannot be interpreted as summary statistics of the population of interest.

# bhg2\_12: Temporary away hh member 12 (W2)

Information	[Type= discrete] [Format=numeric] [Range= 1-99] [Missing=*7/8/9]		
Statistics [NW/ W]	[Valid=194 /-] [Invalid=2955 /-]		
Definition	Q 106		
Pre-question	I would like to ask you about all persons who live in this household. Who are they?		
Literal question	Are there any other household members who usually live here but are now away on business, at school, at boarding school, at university, in hospital or somewhere else?		
Interviewer's instructions	Write the names and relationships in Household Grid, tick mark in Column 'Temporarily Away'.		

Value	Label	Cases	Percentage
1	yes	0	
2	no	194	<div>100.0%</div>
7	does not know	0	
8	refusal	0	
9	no response/not applicable	2955	

Warning: these figures indicate the number of cases found in the data file. They cannot be interpreted as summary statistics of the population of interest.

# bhg2\_13: Temporary away hh member 13 (W2)

Information	[Type= discrete] [Format=numeric] [Range= 1-99] [Missing=*7/8/9]		
Statistics [NW/ W]	[Valid=194 /-] [Invalid=2955 /-]		
Definition	Q 106		
Pre-question	I would like to ask you about all persons who live in this household. Who are they?		
Literal question	Are there any other household members who usually live here but are now away on business, at school, at boarding school, at university, in hospital or somewhere else?		
Interviewer's instructions	Write the names and relationships in Household Grid, tick mark in Column 'Temporarily Away'.		

Value	Label	Cases	Percentage
1	yes	0	
2	no	194	<div>100.0%</div>
7	does not know	0	
8	refusal	0	
9	no response/not applicable	2955	

Warning: these figures indicate the number of cases found in the data file. They cannot be interpreted as summary statistics of the population of interest.

# bhg2_14: Temporary away hh member 14			
<b>Information</b>	[Type= discrete] [Format=numeric] [Range= 1-99] [Missing=*/7/8/9]		
<b>Statistics [NW/ W]</b>	[Valid=194 /-] [Invalid=2955 /-]		
<b>Definition</b>	Q 106		
<b>Pre-question</b>	I would like to ask you about all persons who live in this household. Who are they?		
<b>Literal question</b>	Are there any other household members who usually live here but are now away on business, at school, at boarding school, at university, in hospital or somewhere else?		
<b>Interviewer's instructions</b>	Write the names and relationships in Household Grid, tick mark in Column 'Temporarily Away'.		
<b>Value</b>	<b>Label</b>	<b>Cases</b>	<b>Percentage</b>
1	yes	0	
2	no	194	100.0%
7	does not know	0	
8	refusal	0	
9	no response/not applicable	2955	
<i>Warning: these figures indicate the number of cases found in the data file. They cannot be interpreted as summary statistics of the population of interest.</i>			
# bhg3_1: Relation to R of hh member 1 (except R) (W2)			
<b>Information</b>	[Type= discrete] [Format=numeric] [Range= 0-2818] [Missing=*/97/98/99]		
<b>Statistics [NW/ W]</b>	[Valid=3149 /-] [Invalid=0 /-]		
<b>Definition</b>	Q 105  Country specific additional values: - GEO: "1301 - partner or spouse of child". - FRA: "1501 - partner of a child of the respondent (son or daughter in-law)". - AUS: "2401 - ex-partner". - POL: "2601 - child of R's partner/spouse".		
<b>Pre-question</b>	I would like to ask you about all persons who live in this household. Who are they?		
<b>Literal question</b>	To help me keep track of your answers, please tell me their first names and how they are related to you.		
<b>Post-question</b>	Show Card 105: Relationship to R. Write answers in Household Grid		
<b>Interviewer's instructions</b>	Write the names and relationships in Household Grid.		
<b>Value</b>	<b>Label</b>	<b>Cases</b>	<b>Percentage</b>
0	respondent	3149	100.0%
1	partner or spouse	0	
2	biological child with the current partner or spouse	0	
3	biological child with former partner or spouse	0	
4	stepchild	0	
5	adopted child	0	
6	foster child	0	
7	biological or adoptive parent	0	
8	stepparent or foster parent	0	
9	biological or adoptive parent or current partner or spouse	0	
10	stepparent or foster parent of current partner or spouse	0	
11	grand- or great-grandchild (either R's or partner's)	0	
12	grand- great-grandparent (either R's or partner's)	0	
13	brother or sister	0	
14	partner's or spouse's brother or sister	0	
15	other relative of R	0	
16	other relative of partner or spouse	0	

# bhg3_1: Relation to R of hh member 1 (except R) (W2)			
Value	Label	Cases	Percentage
17	a non-relative	0	
1301	partner or spouse of a child	0	
1501	partner of a child of the respondent	0	
2401	ex-partner	0	
97	does not know	0	
98	refusal	0	
99	no response/not applicable	0	
<i>Warning: these figures indicate the number of cases found in the data file. They cannot be interpreted as summary statistics of the population of interest.</i>			
# bhg3_2: Relation to R of hh member 2 (except R) (W2)			
<b>Information</b>	[Type= discrete] [Format=numeric] [Range= 0-2818] [Missing=*/97/98/99]		
<b>Statistics [NW/ W]</b>	[Valid=1789 /-] [Invalid=1360 /-]		
<b>Definition</b>	Q 105  Country specific additional values: - GEO: "1301 - partner or spouse of child". - FRA: "1501 - partner of a child of the respondent (son or daughter in-law)". - AUS: "2401 - ex-partner". - POL: "2601 - child of R's partner/spouse".		
<b>Pre-question</b>	I would like to ask you about all persons who live in this household. Who are they?		
<b>Literal question</b>	To help me keep track of your answers, please tell me their first names and how they are related to you.		
<b>Post-question</b>	Show Card 105: Relationship to R. Write answers in Household Grid		
<b>Interviewer's instructions</b>	Write the names and relationships in Household Grid.		
Value	Label	Cases	Percentage
0	respondent	0	
1	partner or spouse	1789	100.0%
2	biological child with the current partner or spouse	0	
3	biological child with former partner or spouse	0	
4	stepchild	0	
5	adopted child	0	
6	foster child	0	
7	biological or adoptive parent	0	
8	stepparent or foster parent	0	
9	biological or adoptive parent or current partner or spouse	0	
10	stepparent or foster parent of current partner or spouse	0	
11	grand- or great-grandchild (either R's or partner's)	0	
12	grand- great-grandparent (either R's or partner's)	0	
13	brother or sister	0	
14	partner's or spouse's brother or sister	0	
15	other relative of R	0	
16	other relative of partner or spouse	0	
17	a non-relative	0	
1301	partner or spouse of a child	0	
1501	partner of a child of the respondent	0	
2401	ex-partner	0	
97	does not know	0	
98	refusal	0	

# bhg3_2: Relation to R of hh member 2 (except R) (W2)			
Value	Label	Cases	Percentage
99	no response/not applicable	1360	
<i>Warning: these figures indicate the number of cases found in the data file. They cannot be interpreted as summary statistics of the population of interest.</i>			
# bhg3_3: Relation to R of hh member 3 (except R) (W2)			
Information	[Type= discrete] [Format=numeric] [Range= 0-2818] [Missing=*/97/98/99]		
Statistics [NW/ W]	[Valid=1556 /-] [Invalid=1593 /-]		
Definition	Q 105  Country specific additional values: - GEO: "1301 - partner or spouse of child". - FRA: "1501 - partner of a child of the respondent (son or daughter in-law)". - AUS: "2401 - ex-partner". - POL: "2601 - child of R's partner/spouse".		
Pre-question	I would like to ask you about all persons who live in this household. Who are they?		
Literal question	To help me keep track of your answers, please tell me their first names and how they are related to you.		
Post-question	Show Card 105: Relationship to R. Write answers in Household Grid		
Interviewer's instructions	Write the names and relationships in Household Grid.		
Value	Label	Cases	Percentage
0	respondent	0	
1	partner or spouse	0	
2	biological child with the current partner or spouse	883	56.7%
3	biological child with former partner or spouse	251	16.1%
4	stepchild	29	1.9%
5	adopted child	12	0.8%
6	foster child	3	0.2%
7	biological or adoptive parent	313	20.1%
8	stepparent or foster parent	5	0.3%
9	biological or adoptive parent or current partner or spouse	15	1.0%
10	stepparent or foster parent of current partner or spouse	0	
11	grand- or great-grandchild (either R's or partner's)	12	0.8%
12	grand- great-grandparent (either R's or partner's)	8	0.5%
13	brother or sister	15	1.0%
14	partner's or spouse's brother or sister	1	0.1%
15	other relative of R	7	0.4%
16	other relative of partner or spouse	1	0.1%
17	a non-relative	1	0.1%
1301	partner or spouse of a child	0	
1501	partner of a child of the respondent	0	
2401	ex-partner	0	
2601	child of R's partner/spouse	0	
97	does not know	0	
98	refusal	0	
99	no response/not applicable	1593	
<i>Warning: these figures indicate the number of cases found in the data file. They cannot be interpreted as summary statistics of the population of interest.</i>			
# bhg3_4: Relation to R of hh member 4 (except R) (W2)			
Information	[Type= discrete] [Format=numeric] [Range= 0-2818] [Missing=*/97/98/99]		

# bhg3_4: Relation to R of hh member 4 (except R) (W2)			
<b>Statistics [NW/ W]</b>	[Valid=894 /-] [Invalid=2255 /-]		
<b>Definition</b>	Q 105  Country specific additional values: - GEO: "1301 - partner or spouse of child". - FRA: "1501 - partner of a child of the respondent (son or daughter in-law)". - AUS: "2401 - ex-partner". - POL: "2601 - child of R's partner/spouse".		
<b>Pre-question</b>	I would like to ask you about all persons who live in this household. Who are they?		
<b>Literal question</b>	To help me keep track of your answers, please tell me their first names and how they are related to you.		
<b>Post-question</b>	Show Card 105: Relationship to R. Write answers in Household Grid		
<b>Interviewer's instructions</b>	Write the names and relationships in Household Grid.		
Value	Label	Cases	Percentage
0	respondent	0	
1	partner or spouse	0	
2	biological child with the current partner or spouse	528	<div><div></div></div> 59.1%
3	biological child with former partner or spouse	84	<div><div></div></div> 9.4%
4	stepchild	10	<div><div></div></div> 1.1%
5	adopted child	3	<div><div></div></div> 0.3%
6	foster child	0	
7	biological or adoptive parent	186	<div><div></div></div> 20.8%
8	stepparent or foster parent	6	<div><div></div></div> 0.7%
9	biological or adoptive parent or current partner or spouse	8	<div><div></div></div> 0.9%
10	stepparent or foster parent of current partner or spouse	2	<div><div></div></div> 0.2%
11	grand- or great-grandchild (either R's or partner's)	16	<div><div></div></div> 1.8%
12	grand- great-grandparent (either R's or partner's)	4	<div><div></div></div> 0.4%
13	brother or sister	24	<div><div></div></div> 2.7%
14	partner's or spouse's brother or sister	1	<div><div></div></div> 0.1%
15	other relative of R	18	<div><div></div></div> 2.0%
16	other relative of partner or spouse	0	
17	a non-relative	4	<div><div></div></div> 0.4%
1301	partner or spouse of a child	0	
1501	partner of a child of the respondent	0	
2401	ex-partner	0	
2601	child of R's partner/spouse	0	
97	does not know	0	
98	refusal	0	
99	no response/not applicable	2255	
<i>Warning: these figures indicate the number of cases found in the data file. They cannot be interpreted as summary statistics of the population of interest.</i>			
# bhg3_5: Relation to R of hh member 5 (except R) (W2)			
<b>Information</b>	[Type= discrete] [Format=numeric] [Range= 0-2818] [Missing=*/97/98/99]		
<b>Statistics [NW/ W]</b>	[Valid=255 /-] [Invalid=2894 /-]		
<b>Definition</b>	Q 105  Country specific additional values: - GEO: "1301 - partner or spouse of child". - FRA: "1501 - partner of a child of the respondent (son or daughter in-law)". - AUS: "2401 - ex-partner".		

# bhg3_5: Relation to R of hh member 5 (except R) (W2)			
	- POL: "2601 - child of R's partner/spouse".		
<b>Pre-question</b>	I would like to ask you about all persons who live in this household. Who are they?		
<b>Literal question</b>	To help me keep track of your answers, please tell me their first names and how they are related to you.		
<b>Post-question</b>	Show Card 105: Relationship to R. Write answers in Household Grid		
<b>Interviewer's instructions</b>	Write the names and relationships in Household Grid.		
Value	Label	Cases	Percentage
0	respondent	0	
1	partner or spouse	0	
2	biological child with the current partner or spouse	92	36.1%
3	biological child with former partner or spouse	14	5.5%
4	stepchild	5	2.0%
5	adopted child	1	0.4%
6	foster child	0	
7	biological or adoptive parent	19	7.5%
8	stepparent or foster parent	0	
9	biological or adoptive parent or current partner or spouse	4	1.6%
10	stepparent or foster parent of current partner or spouse	0	
11	grand- or great-grandchild (either R's or partner's)	28	11.0%
12	grand- great-grandparent (either R's or partner's)	3	1.2%
13	brother or sister	78	30.6%
14	partner's or spouse's brother or sister	2	0.8%
15	other relative of R	5	2.0%
16	other relative of partner or spouse	2	0.8%
17	a non-relative	2	0.8%
1301	partner or spouse of a child	0	
1501	partner of a child of the respondent	0	
2401	ex-partner	0	
2601	child of R's partner/spouse	0	
97	does not know	0	
98	refusal	0	
99	no response/not applicable	2894	
<i>Warning: these figures indicate the number of cases found in the data file. They cannot be interpreted as summary statistics of the population of interest.</i>			
# bhg3_6: Relation to R of hh member 6 (except R) (W2)			
<b>Information</b>	[Type= discrete] [Format=numeric] [Range= 0-2818] [Missing=*/97/98/99]		
<b>Statistics [NW/ W]</b>	[Valid=72 /-] [Invalid=3077 /-]		
<b>Definition</b>	Q 105  Country specific additional values: - GEO: "1301 - partner or spouse of child". - FRA: "1501 - partner of a child of the respondent (son or daughter in-law)". - AUS: "2401 - ex-partner". - POL: "2601 - child of R's partner/spouse".		
<b>Pre-question</b>	I would like to ask you about all persons who live in this household. Who are they?		
<b>Literal question</b>	To help me keep track of your answers, please tell me their first names and how they are related to you.		
<b>Post-question</b>	Show Card 105: Relationship to R. Write answers in Household Grid		
<b>Interviewer's instructions</b>	Write the names and relationships in Household Grid.		

### # bhg3\_6: Relation to R of hh member 6 (except R) (W2)

Value	Label	Cases	Percentage
0	respondent	0	
1	partner or spouse	0	
2	biological child with the current partner or spouse	22	30.6%
3	biological child with former partner or spouse	6	8.3%
4	stepchild	2	2.8%
5	adopted child	0	
6	foster child	0	
7	biological or adoptive parent	6	8.3%
8	stepparent or foster parent	0	
9	biological or adoptive parent or current partner or spouse	0	
10	stepparent or foster parent of current partner or spouse	0	
11	grand- or great-grandchild (either R's or partner's)	14	19.4%
12	grand- great-grandparent (either R's or partner's)	2	2.8%
13	brother or sister	14	19.4%
14	partner's or spouse's brother or sister	1	1.4%
15	other relative of R	3	4.2%
16	other relative of partner or spouse	1	1.4%
17	a non-relative	1	1.4%
1301	partner or spouse of a child	0	
1501	partner of a child of the respondent	0	
2401	ex-partner	0	
2601	child of R's partner/spouse	0	
97	does not know	0	
98	refusal	0	
99	no response/not applicable	3077	

Warning: these figures indicate the number of cases found in the data file. They cannot be interpreted as summary statistics of the population of interest.

### # bhg3\_7: Relation to R of hh member 7 (except R) (W2)

<b>Information</b>	[Type= discrete] [Format=numeric] [Range= 0-2818] [Missing=*/97/98/99]		
<b>Statistics [NW/ W]</b>	[Valid=19 /-] [Invalid=3130 /-]		
<b>Definition</b>	Q 105  Country specific additional values: - GEO: "1301 - partner or spouse of child". - FRA: "1501 - partner of a child of the respondent (son or daughter in-law)". - AUS: "2401 - ex-partner". - POL: "2601 - child of R's partner/spouse".		
<b>Pre-question</b>	I would like to ask you about all persons who live in this household. Who are they?		
<b>Literal question</b>	To help me keep track of your answers, please tell me their first names and how they are related to you.		
<b>Post-question</b>	Show Card 105: Relationship to R. Write answers in Household Grid		
<b>Interviewer's instructions</b>	Write the names and relationships in Household Grid.		
Value	Label	Cases	Percentage
0	respondent	0	
1	partner or spouse	0	
2	biological child with the current partner or spouse	4	21.1%
3	biological child with former partner or spouse	1	5.3%

# bhg3_7: Relation to R of hh member 7 (except R) (W2)			
Value	Label	Cases	Percentage
4	stepchild	0	
5	adopted child	0	
6	foster child	0	
7	biological or adoptive parent	1	5.3%
8	stepparent or foster parent	0	
9	biological or adoptive parent or current partner or spouse	1	5.3%
10	stepparent or foster parent of current partner or spouse	0	
11	grand- or great-grandchild (either R's or partner's)	4	21.1%
12	grand- great-grandparent (either R's or partner's)	1	5.3%
13	brother or sister	5	26.3%
14	partner's or spouse's brother or sister	0	
15	other relative of R	1	5.3%
16	other relative of partner or spouse	0	
17	a non-relative	1	5.3%
1301	partner or spouse of a child	0	
1501	partner of a child of the respondent	0	
2401	ex-partner	0	
2601	child of R's partner/spouse	0	
97	does not know	0	
98	refusal	0	
99	no response/not applicable	3130	
Warning: these figures indicate the number of cases found in the data file. They cannot be interpreted as summary statistics of the population of interest.			
# bhg3_8: Relation to R of hh member 8 (except R) (W2)			
Information	[Type= discrete] [Format=numeric] [Range= 0-2818] [Missing=*/97/98/99]		
Statistics [NW/ W]	[Valid=6 /-] [Invalid=3143 /-]		
Definition	Q 105  Country specific additional values: - GEO: "1301 - partner or spouse of child". - FRA: "1501 - partner of a child of the respondent (son or daughter in-law)". - AUS: "2401 - ex-partner". - POL: "2601 - child of R's partner/spouse".		
Pre-question	I would like to ask you about all persons who live in this household. Who are they?		
Literal question	To help me keep track of your answers, please tell me their first names and how they are related to you.		
Post-question	Show Card 105: Relationship to R. Write answers in Household Grid		
Interviewer's instructions	Write the names and relationships in Household Grid.		
Value	Label	Cases	Percentage
0	respondent	0	
1	partner or spouse	0	
2	biological child with the current partner or spouse	2	33.3%
3	biological child with former partner or spouse	0	
4	stepchild	0	
5	adopted child	0	
6	foster child	0	
7	biological or adoptive parent	0	
8	stepparent or foster parent	0	



# bhg3_8: Relation to R of hh member 8 (except R) (W2)			
Value	Label	Cases	Percentage
9	biological or adoptive parent or current partner or spouse	1	16.7%
10	stepparent or foster parent of current partner or spouse	0	
11	grand- or great-grandchild (either R's or partner's)	0	
12	grand- great-grandparent (either R's or partner's)	0	
13	brother or sister	1	16.7%
14	partner's or spouse's brother or sister	0	
15	other relative of R	2	33.3%
16	other relative of partner or spouse	0	
17	a non-relative	0	
1301	partner or spouse of a child	0	
1501	partner of a child of the respondent	0	
2401	ex-partner	0	
2601	child of R's partner/spouse	0	
97	does not know	0	
98	refusal	0	
99	no response/not applicable	3143	
Warning: these figures indicate the number of cases found in the data file. They cannot be interpreted as summary statistics of the population of interest.			
# bhg3_9: Relation to R of hh member 9 (except R) (W2)			
Information	[Type= discrete] [Format=numeric] [Range= 0-2818] [Missing=*/97/98/99]		
Statistics [NW/ W]	[Valid=2 /-] [Invalid=3147 /-]		
Definition	Q 105  Country specific additional values: - GEO: "1301 - partner or spouse of child". - FRA: "1501 - partner of a child of the respondent (son or daughter in-law)". - AUS: "2401 - ex-partner". - POL: "2601 - child of R's partner/spouse".		
Pre-question	I would like to ask you about all persons who live in this household. Who are they?		
Literal question	To help me keep track of your answers, please tell me their first names and how they are related to you.		
Post-question	Show Card 105: Relationship to R. Write answers in Household Grid		
Interviewer's instructions	Write the names and relationships in Household Grid.		
Value	Label	Cases	Percentage
0	respondent	0	
1	partner or spouse	0	
2	biological child with the current partner or spouse	1	50.0%
3	biological child with former partner or spouse	0	
4	stepchild	0	
5	adopted child	0	
6	foster child	0	
7	biological or adoptive parent	0	
8	stepparent or foster parent	0	
9	biological or adoptive parent or current partner or spouse	0	
10	stepparent or foster parent of current partner or spouse	0	
11	grand- or great-grandchild (either R's or partner's)	0	
12	grand- great-grandparent (either R's or partner's)	0	
13	brother or sister	0	

# bhg3_9: Relation to R of hh member 9 (except R) (W2)			
Value	Label	Cases	Percentage
14	partner's or spouse's brother or sister	0	
15	other relative of R	1	50.0%
16	other relative of partner or spouse	0	
17	a non-relative	0	
1301	partner or spouse of a child	0	
1501	partner of a child of the respondent	0	
2401	ex-partner	0	
2601	child of R's partner/spouse	0	
97	does not know	0	
98	refusal	0	
99	no response/not applicable	3147	
Warning: these figures indicate the number of cases found in the data file. They cannot be interpreted as summary statistics of the population of interest.			
# bhg3_10: Relation to R of hh member 10 (except R) (W2)			
Information	[Type= discrete] [Format=numeric] [Range= 0-2818] [Missing=*/97/98/99]		
Statistics [NW/ W]	[Valid=1 /-] [Invalid=3148 /-]		
Definition	Q 105  Country specific additional values: - GEO: "1301 - partner or spouse of child". - FRA: "1501 - partner of a child of the respondent (son or daughter in-law)". - AUS: "2401 - ex-partner". - POL: "2601 - child of R's partner/spouse".		
Pre-question	I would like to ask you about all persons who live in this household. Who are they?		
Literal question	To help me keep track of your answers, please tell me their first names and how they are related to you.		
Post-question	Show Card 105: Relationship to R. Write answers in Household Grid		
Interviewer's instructions	Write the names and relationships in Household Grid.		
Value	Label	Cases	Percentage
0	respondent	0	
1	partner or spouse	0	
2	biological child with the current partner or spouse	1	100.0%
3	biological child with former partner or spouse	0	
4	stepchild	0	
5	adopted child	0	
6	foster child	0	
7	biological or adoptive parent	0	
8	stepparent or foster parent	0	
9	biological or adoptive parent or current partner or spouse	0	
10	stepparent or foster parent of current partner or spouse	0	
11	grand- or great-grandchild (either R's or partner's)	0	
12	grand- great-grandparent (either R's or partner's)	0	
13	brother or sister	0	
14	partner's or spouse's brother or sister	0	
15	other relative of R	0	
16	other relative of partner or spouse	0	
17	a non-relative	0	
1301	partner or spouse of a child	0	

# bhg3_10: Relation to R of hh member 10 (except R) (W2)			
Value	Label	Cases	Percentage
1501	partner of a child of the respondent	0	
2401	ex-partner	0	
2601	child of R's partner/spouse	0	
97	does not know	0	
98	refusal	0	
99	no response/not applicable	3148	
<i>Warning: these figures indicate the number of cases found in the data file. They cannot be interpreted as summary statistics of the population of interest.</i>			
# bhg3_11: Relation to R of hh member 11 (except R) (W2)			
<b>Information</b>	[Type= discrete] [Format=numeric] [Range= 0-2818] [Missing=*/97/98/99]		
<b>Statistics [NW/ W]</b>	[Valid=1 /-] [Invalid=3148 /-]		
<b>Definition</b>	Q 105  Country specific additional values: - GEO: "1301 - partner or spouse of child". - FRA: "1501 - partner of a child of the respondent (son or daughter in-law)". - AUS: "2401 - ex-partner". - POL: "2601 - child of R's partner/spouse".		
<b>Pre-question</b>	I would like to ask you about all persons who live in this household. Who are they?		
<b>Literal question</b>	To help me keep track of your answers, please tell me their first names and how they are related to you.		
<b>Post-question</b>	Show Card 105: Relationship to R. Write answers in Household Grid		
<b>Interviewer's instructions</b>	Write the names and relationships in Household Grid.		
Value	Label	Cases	Percentage
0	respondent	0	
1	partner or spouse	0	
2	biological child with the current partner or spouse	1	100.0%
3	biological child with former partner or spouse	0	
4	stepchild	0	
5	adopted child	0	
6	foster child	0	
7	biological or adoptive parent	0	
8	stepparent or foster parent	0	
9	biological or adoptive parent or current partner or spouse	0	
10	stepparent or foster parent of current partner or spouse	0	
11	grand- or great-grandchild (either R's or partner's)	0	
12	grand- great-grandparent (either R's or partner's)	0	
13	brother or sister	0	
14	partner's or spouse's brother or sister	0	
15	other relative of R	0	
16	other relative of partner or spouse	0	
17	a non-relative	0	
1301	partner or spouse of a child	0	
1501	partner of a child of the respondent	0	
2401	ex-partner	0	
2601	child of R's partner/spouse	0	
97	does not know	0	
98	refusal	0	

# bhg3_11: Relation to R of hh member 11 (except R) (W2)			
Value	Label	Cases	Percentage
99	no response/not applicable	3148	
<i>Warning: these figures indicate the number of cases found in the data file. They cannot be interpreted as summary statistics of the population of interest.</i>			
# bhg3_12: Relation to R of hh member 12 (except R) (W2)			
Information	[Type= discrete] [Format=numeric] [Range= 0-2818] [Missing=*/97/98/99]		
Statistics [NW/ W]	[Valid=0 /-] [Invalid=3149 /-]		
Definition	Q 105  Country specific additional values: - GEO: "1301 - partner or spouse of child". - FRA: "1501 - partner of a child of the respondent (son or daughter in-law)". - AUS: "2401 - ex-partner". - POL: "2601 - child of R's partner/spouse".		
Pre-question	I would like to ask you about all persons who live in this household. Who are they?		
Literal question	To help me keep track of your answers, please tell me their first names and how they are related to you.		
Post-question	Show Card 105: Relationship to R. Write answers in Household Grid		
Interviewer's instructions	Write the names and relationships in Household Grid.		
Value	Label	Cases	Percentage
0	respondent	0	
1	partner or spouse	0	
2	biological child with the current partner or spouse	0	
3	biological child with former partner or spouse	0	
4	stepchild	0	
5	adopted child	0	
6	foster child	0	
7	biological or adoptive parent	0	
8	stepparent or foster parent	0	
9	biological or adoptive parent or current partner or spouse	0	
10	stepparent or foster parent of current partner or spouse	0	
11	grand- or great-grandchild (either R's or partner's)	0	
12	grand- great-grandparent (either R's or partner's)	0	
13	brother or sister	0	
14	partner's or spouse's brother or sister	0	
15	other relative of R	0	
16	other relative of partner or spouse	0	
17	a non-relative	0	
1301	partner or spouse of a child	0	
1501	partner of a child of the respondent	0	
2401	ex-partner	0	
2601	child of R's partner/spouse	0	
97	does not know	0	
98	refusal	0	
99	no response/not applicable	3149	
<i>Warning: these figures indicate the number of cases found in the data file. They cannot be interpreted as summary statistics of the population of interest.</i>			
# bhg3_13: Relation to R of hh member 13 (except R) (W2)			
Information	[Type= discrete] [Format=numeric] [Range= 0-2818] [Missing=*/97/98/99]		

# bhg3_13: Relation to R of hh member 13 (except R) (W2)			
<b>Statistics [NW/ W]</b>	[Valid=0 /-] [Invalid=3149 /-]		
<b>Definition</b>	Q 105  Country specific additional values: - GEO: "1301 - partner or spouse of child". - FRA: "1501 - partner of a child of the respondent (son or daughter in-law)". - AUS: "2401 - ex-partner". - POL: "2601 - child of R's partner/spouse".		
<b>Pre-question</b>	I would like to ask you about all persons who live in this household. Who are they?		
<b>Literal question</b>	To help me keep track of your answers, please tell me their first names and how they are related to you.		
<b>Post-question</b>	Show Card 105: Relationship to R. Write answers in Household Grid		
<b>Interviewer's instructions</b>	Write the names and relationships in Household Grid.		
Value	Label	Cases	Percentage
0	respondent	0	
1	partner or spouse	0	
2	biological child with the current partner or spouse	0	
3	biological child with former partner or spouse	0	
4	stepchild	0	
5	adopted child	0	
6	foster child	0	
7	biological or adoptive parent	0	
8	stepparent or foster parent	0	
9	biological or adoptive parent or current partner or spouse	0	
10	stepparent or foster parent of current partner or spouse	0	
11	grand- or great-grandchild (either R's or partner's)	0	
12	grand- great-grandparent (either R's or partner's)	0	
13	brother or sister	0	
14	partner's or spouse's brother or sister	0	
15	other relative of R	0	
16	other relative of partner or spouse	0	
17	a non-relative	0	
1301	partner or spouse of a child	0	
1501	partner of a child of the respondent	0	
2401	ex-partner	0	
2601	child of R's partner/spouse	0	
97	does not know	0	
98	refusal	0	
99	no response/not applicable	3149	
<i>Warning: these figures indicate the number of cases found in the data file. They cannot be interpreted as summary statistics of the population of interest.</i>			
# bhg3_14: Relation to R of hh member 14 (except R)			
<b>Information</b>	[Type= continuous] [Format=numeric] [Range= 0-2818] [Missing=*/97/98/99]		
<b>Statistics [NW/ W]</b>	[Valid=0 /-] [Invalid=3149 /-]		
<b>Definition</b>	Q 105  Country specific additional values: - GEO: "1301 - partner or spouse of child". - FRA: "1501 - partner of a child of the respondent (son or daughter in-law)". - AUS: "2401 - ex-partner".		

# bhg3_14: Relation to R of hh member 14 (except R)			
<b>Pre-question</b>	I would like to ask you about all persons who live in this household. Who are they?		
<b>Literal question</b>	To help me keep track of your answers, please tell me their first names and how they are related to you.		
<b>Post-question</b>	Show Card 105: Relationship to R. Write answers in Household Grid		
<b>Interviewer's instructions</b>	Write the names and relationships in Household Grid.		
Value	Label	Cases	Percentage
0	respondent	0	
1	partner or spouse	0	
2	biological child with the current partner or spouse	0	
3	biological child with former partner or spouse	0	
4	stepchild	0	
5	adopted child	0	
6	foster child	0	
7	biological or adoptive parent	0	
8	stepparent or foster parent	0	
9	biological or adoptive parent or current partner or spouse	0	
10	stepparent or foster parent of current partner or spouse	0	
11	grand- or great-grandchild (either R's or partner's)	0	
12	grand- great-grandparent (either R's or partner's)	0	
13	brother or sister	0	
14	partner's or spouse's brother or sister	0	
15	other relative of R	0	
16	other relative of partner or spouse	0	
17	a non-relative	0	
1301	partner or spouse of a child	0	
1501	partner of a child of the respondent	0	
2401	ex-partner	0	
97	does not know	0	
98	refusal	0	
99	no response/not applicable	3149	
Warning: these figures indicate the number of cases found in the data file. They cannot be interpreted as summary statistics of the population of interest.			
# bhg4_1: Sex of hh member 1 (W2)			
<b>Information</b>	[Type= discrete] [Format=numeric] [Range= 1-2] [Missing=*/7/8/9]		
<b>Statistics [NW/ W]</b>	[Valid=3149 /-] [Invalid=0 /-]		
<b>Definition</b>	Q 101		
<b>Literal question</b>	Sex of respondent.		
<b>Interviewer's instructions</b>	Select M/F in Household Grid.		
Value	Label	Cases	Percentage
1	male	1471	46.7%
2	female	1678	53.3%
7	does not know	0	
8	refusal	0	
9	no response/not applicable	0	
Warning: these figures indicate the number of cases found in the data file. They cannot be interpreted as summary statistics of the population of interest.			

# bhg4_2: Sex of hh member 2 (W2)			
Information	[Type= discrete] [Format=numeric] [Range= 1-2] [Missing=*/7/8/9]		
Statistics [NW/ W]	[Valid=1789 /-] [Invalid=1360 /-]		
Definition	Q 107		
Pre-question	Now I would like to ask you a few questions about the people who live together with you in this household.		
Literal question	Can I just check, that [Household Member 2] is male/female?		
Interviewer's instructions	Interviewer Instruction: Ask about each household member and write answers in the Household Grid.		
Value	Label	Cases	Percentage
1	male	957	53.5%
2	female	832	46.5%
7	does not know	0	
8	refusal	0	
9	no response/not applicable	1360	
Warning: these figures indicate the number of cases found in the data file. They cannot be interpreted as summary statistics of the population of interest.			
# bhg4_3: Sex of hh member 3 (W2)			
Information	[Type= discrete] [Format=numeric] [Range= 1-2] [Missing=*/7/8/9]		
Statistics [NW/ W]	[Valid=1562 /-] [Invalid=1587 /-]		
Definition	Q 107		
Pre-question	Now I would like to ask you a few questions about the people who live together with you in this household.		
Literal question	Can I just check, that [Household Member 3] is male/female?		
Interviewer's instructions	Interviewer Instruction: Ask about each household member and write answers in the Household Grid.		
Value	Label	Cases	Percentage
1	male	834	53.4%
2	female	728	46.6%
7	does not know	0	
8	refusal	0	
9	no response/not applicable	1587	
Warning: these figures indicate the number of cases found in the data file. They cannot be interpreted as summary statistics of the population of interest.			
# bhg4_4: Sex of hh member 4 (W2)			
Information	[Type= discrete] [Format=numeric] [Range= 1-2] [Missing=*/7/8/9]		
Statistics [NW/ W]	[Valid=906 /-] [Invalid=2243 /-]		
Definition	Q 107		
Pre-question	Now I would like to ask you a few questions about the people who live together with you in this household.		
Literal question	Can I just check, that [Household Member 4] is male/female?		
Interviewer's instructions	Interviewer Instruction: Ask about each household member and write answers in the Household Grid.		
Value	Label	Cases	Percentage
1	male	431	47.6%
2	female	475	52.4%
7	does not know	0	
8	refusal	0	
9	no response/not applicable	2243	
Warning: these figures indicate the number of cases found in the data file. They cannot be interpreted as summary statistics of the population of interest.			

# bhg4_5: Sex of hh member 5 (W2)			
<b>Information</b>	[Type= discrete] [Format=numeric] [Range= 1-2] [Missing=*/7/8/9]		
<b>Statistics [NW/ W]</b>	[Valid=257 /-] [Invalid=2892 /-]		
<b>Definition</b>	Q 107		
<b>Pre-question</b>	Now I would like to ask you a few questions about the people who live together with you in this household.		
<b>Literal question</b>	Can I just check, that [Household Member 5] is male/female?		
<b>Interviewer's instructions</b>	Interviewer Instruction: Ask about each household member and write answers in the Household Grid.		
Value	Label	Cases	Percentage
1	male	143	55.6%
2	female	114	44.4%
7	does not know	0	
8	refusal	0	
9	no response/not applicable	2892	
<i>Warning: these figures indicate the number of cases found in the data file. They cannot be interpreted as summary statistics of the population of interest.</i>			
# bhg4_6: Sex of hh member 6 (W2)			
<b>Information</b>	[Type= discrete] [Format=numeric] [Range= 1-2] [Missing=*/7/8/9]		
<b>Statistics [NW/ W]</b>	[Valid=75 /-] [Invalid=3074 /-]		
<b>Definition</b>	Q 107		
<b>Pre-question</b>	Now I would like to ask you a few questions about the people who live together with you in this household.		
<b>Literal question</b>	Can I just check, that [Household Member 6] is male/female?		
<b>Interviewer's instructions</b>	Interviewer Instruction: Ask about each household member and write answers in the Household Grid.		
Value	Label	Cases	Percentage
1	male	42	56.0%
2	female	33	44.0%
7	does not know	0	
8	refusal	0	
9	no response/not applicable	3074	
<i>Warning: these figures indicate the number of cases found in the data file. They cannot be interpreted as summary statistics of the population of interest.</i>			
# bhg4_7: Sex of hh member 7 (W2)			
<b>Information</b>	[Type= discrete] [Format=numeric] [Range= 1-2] [Missing=*/7/8/9]		
<b>Statistics [NW/ W]</b>	[Valid=19 /-] [Invalid=3130 /-]		
<b>Definition</b>	Q 107		
<b>Pre-question</b>	Now I would like to ask you a few questions about the people who live together with you in this household.		
<b>Literal question</b>	Can I just check, that [Household Member 7] is male/female?		
<b>Interviewer's instructions</b>	Interviewer Instruction: Ask about each household member and write answers in the Household Grid.		
Value	Label	Cases	Percentage
1	male	10	52.6%
2	female	9	47.4%
7	does not know	0	
8	refusal	0	
9	no response/not applicable	3130	
<i>Warning: these figures indicate the number of cases found in the data file. They cannot be interpreted as summary statistics of the population of interest.</i>			



# bhg4_8: Sex of hh member 8 (W2)			
<b>Information</b>	[Type= discrete] [Format=numeric] [Range= 1-2] [Missing=*/7/8/9]		
<b>Statistics [NW/ W]</b>	[Valid=6 /-] [Invalid=3143 /-]		
<b>Definition</b>	Q 107		
<b>Pre-question</b>	Now I would like to ask you a few questions about the people who live together with you in this household.		
<b>Literal question</b>	Can I just check, that [Household Member 8] is male/female?		
<b>Interviewer's instructions</b>	Interviewer Instruction: Ask about each household member and write answers in the Household Grid.		
Value	Label	Cases	Percentage
1	male	5	<div><div></div></div> 83.3%
2	female	1	<div><div></div></div> 16.7%
7	does not know	0	
8	refusal	0	
9	no response/not applicable	3143	
<i>Warning: these figures indicate the number of cases found in the data file. They cannot be interpreted as summary statistics of the population of interest.</i>			
# bhg4_9: Sex of hh member 9 (W2)			
<b>Information</b>	[Type= discrete] [Format=numeric] [Range= 1-2] [Missing=*/7/8/9]		
<b>Statistics [NW/ W]</b>	[Valid=2 /-] [Invalid=3147 /-]		
<b>Definition</b>	Q 107		
<b>Pre-question</b>	Now I would like to ask you a few questions about the people who live together with you in this household.		
<b>Literal question</b>	Can I just check, that [Household Member 9] is male/female?		
<b>Interviewer's instructions</b>	Interviewer Instruction: Ask about each household member and write answers in the Household Grid.		
Value	Label	Cases	Percentage
1	male	1	<div><div></div></div> 50.0%
2	female	1	<div><div></div></div> 50.0%
7	does not know	0	
8	refusal	0	
9	no response/not applicable	3147	
<i>Warning: these figures indicate the number of cases found in the data file. They cannot be interpreted as summary statistics of the population of interest.</i>			
# bhg4_10: Sex of hh member 10 (W2)			
<b>Information</b>	[Type= discrete] [Format=numeric] [Range= 1-2] [Missing=*/7/8/9]		
<b>Statistics [NW/ W]</b>	[Valid=1 /-] [Invalid=3148 /-]		
<b>Definition</b>	Q 107		
<b>Pre-question</b>	Now I would like to ask you a few questions about the people who live together with you in this household.		
<b>Literal question</b>	Can I just check, that [Household Member 10] is male/female?		
<b>Interviewer's instructions</b>	Interviewer Instruction: Ask about each household member and write answers in the Household Grid.		
Value	Label	Cases	Percentage
1	male	0	
2	female	1	<div><div></div></div> 100.0%
7	does not know	0	
8	refusal	0	
9	no response/not applicable	3148	
<i>Warning: these figures indicate the number of cases found in the data file. They cannot be interpreted as summary statistics of the population of interest.</i>			

# bhg4_11: Sex of hh member 11 (W2)			
<b>Information</b>	[Type= discrete] [Format=numeric] [Range= 1-2] [Missing=*/7/8/9]		
<b>Statistics [NW/ W]</b>	[Valid=1 /-] [Invalid=3148 /-]		
<b>Definition</b>	Q 107		
<b>Pre-question</b>	Now I would like to ask you a few questions about the people who live together with you in this household.		
<b>Literal question</b>	Can I just check, that [Household Member 11] is male/female?		
<b>Interviewer's instructions</b>	Interviewer Instruction: Ask about each household member and write answers in the Household Grid.		
Value	Label	Cases	Percentage
1	male	1	100.0%
2	female	0	
7	does not know	0	
8	refusal	0	
9	no response/not applicable	3148	
<i>Warning: these figures indicate the number of cases found in the data file. They cannot be interpreted as summary statistics of the population of interest.</i>			
# bhg4_12: Sex of hh member 12 (W2)			
<b>Information</b>	[Type= discrete] [Format=numeric] [Range= 1-2] [Missing=*/7/8/9]		
<b>Statistics [NW/ W]</b>	[Valid=0 /-] [Invalid=3149 /-]		
<b>Definition</b>	Q 107		
<b>Pre-question</b>	Now I would like to ask you a few questions about the people who live together with you in this household.		
<b>Literal question</b>	Can I just check, that [Household Member 12] is male/female?		
<b>Interviewer's instructions</b>	Interviewer Instruction: Ask about each household member and write answers in the Household Grid.		
Value	Label	Cases	Percentage
1	male	0	
2	female	0	
7	does not know	0	
8	refusal	0	
9	no response/not applicable	3149	
<i>Warning: these figures indicate the number of cases found in the data file. They cannot be interpreted as summary statistics of the population of interest.</i>			
# bhg4_13: Sex of hh member 13 (W2)			
<b>Information</b>	[Type= discrete] [Format=numeric] [Range= 1-2] [Missing=*/7/8/9]		
<b>Statistics [NW/ W]</b>	[Valid=0 /-] [Invalid=3149 /-]		
<b>Definition</b>	Q 107		
<b>Pre-question</b>	Now I would like to ask you a few questions about the people who live together with you in this household.		
<b>Literal question</b>	Can I just check, that [Household Member 13] is male/female?		
<b>Interviewer's instructions</b>	Interviewer Instruction: Ask about each household member and write answers in the Household Grid.		
Value	Label	Cases	Percentage
1	male	0	
2	female	0	
7	does not know	0	
8	refusal	0	
9	no response/not applicable	3149	
<i>Warning: these figures indicate the number of cases found in the data file. They cannot be interpreted as summary statistics of the population of interest.</i>			

# bhg4_14: Sex of hh member 14			
Information	[Type= discrete] [Format=numeric] [Range= 1-2] [Missing=*/7/8/9]		
Statistics [NW/ W]	[Valid=0 /-] [Invalid=3149 /-]		
Definition	Q 107		
Pre-question	Now I would like to ask you a few questions about the people who live together with you in this household.		
Literal question	Can I just check, that [Household Member 14] is male/female?		
Interviewer's instructions	Interviewer Instruction: Ask about each household member and write answers in the Household Grid.		
Value	Label	Cases	Percentage
1	male	0	
2	female	0	
7	does not know	0	
8	refusal	0	
9	no response/not applicable	3149	
Warning: these figures indicate the number of cases found in the data file. They cannot be interpreted as summary statistics of the population of interest.			
# bhg5_1: Age of hh member 1 (W2)			
Information	[Type= discrete] [Format=numeric] [Range= 0-9999] [Missing=*/997/998/999]		
Statistics [NW/ W]	[Valid=3149 /-] [Invalid=0 /-]		
Definition	Q 102		
Pre-question	Now I'd like to ask you a few questions about yourself.		
Literal question	In what month and year were you born?		
Interviewer's instructions	Write R's month and year of birth and age in Household Grid.		
Value	Label	Cases	Percentage
21		42	<div></div> 1.3%
22		55	<div></div> 1.7%
23		55	<div></div> 1.7%
24		48	<div></div> 1.5%
25		35	<div></div> 1.1%
26		39	<div></div> 1.2%
27		45	<div></div> 1.4%
28		46	<div></div> 1.5%
29		44	<div></div> 1.4%
30		51	<div></div> 1.6%
31		59	<div></div> 1.9%
32		63	<div></div> 2.0%
33		64	<div></div> 2.0%
34		82	<div></div> 2.6%
35		70	<div></div> 2.2%
36		67	<div></div> 2.1%
37		49	<div></div> 1.6%
38		67	<div></div> 2.1%
39		61	<div></div> 1.9%
40		57	<div></div> 1.8%
41		47	<div></div> 1.5%
42		53	<div></div> 1.7%
43		62	<div></div> 2.0%

# bhg5_1: Age of hh member 1 (W2)			
Value	Label	Cases	Percentage
44		64	2.0%
45		44	1.4%
46		44	1.4%
47		45	1.4%
48		47	1.5%
49		54	1.7%
50		56	1.8%
51		54	1.7%
52		58	1.8%
53		67	2.1%
54		56	1.8%
55		65	2.1%
56		52	1.7%
57		73	2.3%
58		64	2.0%
59		59	1.9%
60		68	2.2%
61		74	2.3%
62		70	2.2%
63		42	1.3%
64		49	1.6%
65		62	2.0%
66		64	2.0%
67		62	2.0%
68		49	1.6%
69		46	1.5%
70		51	1.6%
71		41	1.3%
72		45	1.4%
73		28	0.9%
74		44	1.4%
75		45	1.4%
76		46	1.5%
77		35	1.1%
78		30	1.0%
79		35	1.1%
997	does not know	0	
998	refusal	0	
999	no response/not applicable	0	
Warning: these figures indicate the number of cases found in the data file. They cannot be interpreted as summary statistics of the population of interest.			
# bhg5_2: Age of hh member 2 (W2)			
Information	[Type= discrete] [Format=numeric] [Range= 0-9999] [Missing=*/997/998/999]		
Statistics [NW/ W]	[Valid=1785 /-] [Invalid=1364 /-]		
Definition	Q 108.a		

## # bhg5\_2: Age of hh member 2 (W2)

Literal question	How old is he/she?		
Interviewer's instructions	Ask 108 about each household member and write answers in the Household Grid.		
Value	Label	Cases	Percentage
18		1	0.1%
19		2	0.1%
20		3	0.2%
21		2	0.1%
22		6	0.3%
23		9	0.5%
24		13	0.7%
25		16	0.9%
26		21	1.2%
27		21	1.2%
28		25	1.4%
29		27	1.5%
30		33	1.8%
31		44	2.5%
32		36	2.0%
33		33	1.8%
34		39	2.2%
35		44	2.5%
36		47	2.6%
37		51	2.9%
38		35	2.0%
39		38	2.1%
40		32	1.8%
41		24	1.3%
42		37	2.1%
43		34	1.9%
44		38	2.1%
45		32	1.8%
46		22	1.2%
47		38	2.1%
48		41	2.3%
49		32	1.8%
50		44	2.5%
51		36	2.0%
52		40	2.2%
53		42	2.4%
54		27	1.5%
55		47	2.6%
56		39	2.2%
57		51	2.9%
58		50	2.8%
59		35	2.0%
60		39	2.2%

# bhg5_2: Age of hh member 2 (W2)			
Value	Label	Cases	Percentage
61		49	<div><div></div></div> 2.7%
62		43	<div><div></div></div> 2.4%
63		33	<div><div></div></div> 1.8%
64		40	<div><div></div></div> 2.2%
65		28	<div><div></div></div> 1.6%
66		26	<div><div></div></div> 1.5%
67		33	<div><div></div></div> 1.8%
68		27	<div><div></div></div> 1.5%
69		24	<div><div></div></div> 1.3%
70		29	<div><div></div></div> 1.6%
71		17	<div><div></div></div> 1.0%
72		24	<div><div></div></div> 1.3%
73		18	<div><div></div></div> 1.0%
74		13	<div><div></div></div> 0.7%
75		13	<div><div></div></div> 0.7%
76		13	<div><div></div></div> 0.7%
77		9	<div><div></div></div> 0.5%
78		4	<div><div></div></div> 0.2%
79		6	<div><div></div></div> 0.3%
80		3	<div><div></div></div> 0.2%
81		1	<div><div></div></div> 0.1%
82		2	<div><div></div></div> 0.1%
83		2	<div><div></div></div> 0.1%
85		1	<div><div></div></div> 0.1%
86		1	<div><div></div></div> 0.1%
997	does not know	0	
998	refusal	0	
999	no response/not applicable	0	
Sysmiss		1364	
Warning: these figures indicate the number of cases found in the data file. They cannot be interpreted as summary statistics of the population of interest.			
# bhg5_3: Age of hh member 3 (W2)			
Information	[Type= discrete] [Format=numeric] [Range= 0-9999] [Missing=*/997/998/999]		
Statistics [NW/ W]	[Valid=1549 /-] [Invalid=1600 /-]		
Definition	Q 108.a		
Literal question	How old is he/she?		
Interviewer's instructions	Ask 108 about each household member and write answers in the Household Grid.		
Value	Label	Cases	Percentage
0		20	<div><div></div></div> 1.3%
1		27	<div><div></div></div> 1.7%
2		30	<div><div></div></div> 1.9%
3		29	<div><div></div></div> 1.9%
4		30	<div><div></div></div> 1.9%
5		32	<div><div></div></div> 2.1%
6		18	<div><div></div></div> 1.2%

### # bhg5\_3: Age of hh member 3 (W2)

Value	Label	Cases	Percentage
7		43	2.8%
8		30	1.9%
9		25	1.6%
10		31	2.0%
11		29	1.9%
12		30	1.9%
13		36	2.3%
14		44	2.8%
15		41	2.6%
16		49	3.2%
17		60	3.9%
18		53	3.4%
19		58	3.7%
20		47	3.0%
21		49	3.2%
22		43	2.8%
23		40	2.6%
24		38	2.5%
25		32	2.1%
26		23	1.5%
27		22	1.4%
28		27	1.7%
29		18	1.2%
30		14	0.9%
31		8	0.5%
32		13	0.8%
33		11	0.7%
34		17	1.1%
35		13	0.8%
36		8	0.5%
37		7	0.5%
38		3	0.2%
39		6	0.4%
40		9	0.6%
41		6	0.4%
42		13	0.8%
43		8	0.5%
44		19	1.2%
45		13	0.8%
46		11	0.7%
47		16	1.0%
48		12	0.8%
49		20	1.3%
50		20	1.3%
51		8	0.5%

## # bhg5\_3: Age of hh member 3 (W2)

Value	Label	Cases	Percentage
52		17	1.1%
53		15	1.0%
54		20	1.3%
55		13	0.8%
56		8	0.5%
57		11	0.7%
58		7	0.5%
59		5	0.3%
60		14	0.9%
61		8	0.5%
62		14	0.9%
63		6	0.4%
64		4	0.3%
65		2	0.1%
66		6	0.4%
67		12	0.8%
68		6	0.4%
69		2	0.1%
70		4	0.3%
71		3	0.2%
72		6	0.4%
73		1	0.1%
74		3	0.2%
75		3	0.2%
76		3	0.2%
77		3	0.2%
78		3	0.2%
79		5	0.3%
80		3	0.2%
81		3	0.2%
82		3	0.2%
83		2	0.1%
84		6	0.4%
85		6	0.4%
86		3	0.2%
87		2	0.1%
88		1	0.1%
89		2	0.1%
90		1	0.1%
92		1	0.1%
94		1	0.1%
95		1	0.1%
99		1	0.1%
997	does not know	0	
998	refusal	0	



# bhg5_3: Age of hh member 3 (W2)			
Value	Label	Cases	Percentage
999	no response/not applicable	0	
Sysmiss		1600	
Warning: these figures indicate the number of cases found in the data file. They cannot be interpreted as summary statistics of the population of interest.			
# bhg5_4: Age of hh member 4 (W2)			
Information	[Type= discrete] [Format=numeric] [Range= 0-9999] [Missing=*/997/998/999]		
Statistics [NW/ W]	[Valid=893 /-] [Invalid=2256 /-]		
Definition	Q 108.a		
Literal question	How old is he/she?		
Interviewer's instructions	Ask 108 about each household member and write answers in the Household Grid.		
Value	Label	Cases	Percentage
0		14	<div></div> 1.6%
1		26	<div></div> 2.9%
2		24	<div></div> 2.7%
3		24	<div></div> 2.7%
4		28	<div></div> 3.1%
5		21	<div></div> 2.4%
6		28	<div></div> 3.1%
7		29	<div></div> 3.2%
8		30	<div></div> 3.4%
9		22	<div></div> 2.5%
10		19	<div></div> 2.1%
11		33	<div></div> 3.7%
12		26	<div></div> 2.9%
13		27	<div></div> 3.0%
14		27	<div></div> 3.0%
15		37	<div></div> 4.1%
16		24	<div></div> 2.7%
17		29	<div></div> 3.2%
18		22	<div></div> 2.5%
19		23	<div></div> 2.6%
20		25	<div></div> 2.8%
21		21	<div></div> 2.4%
22		18	<div></div> 2.0%
23		8	<div></div> 0.9%
24		16	<div></div> 1.8%
25		14	<div></div> 1.6%
26		15	<div></div> 1.7%
27		3	<div></div> 0.3%
28		2	<div></div> 0.2%
29		7	<div></div> 0.8%
30		4	<div></div> 0.4%
31		8	<div></div> 0.9%
32		4	<div></div> 0.4%
33		5	<div></div> 0.6%

## # bhg5\_4: Age of hh member 4 (W2)

Value	Label	Cases	Percentage
34		4	0.4%
35		5	0.6%
36		4	0.4%
37		3	0.3%
38		2	0.2%
39		4	0.4%
40		5	0.6%
41		7	0.8%
42		7	0.8%
43		9	1.0%
44		5	0.6%
45		10	1.1%
46		11	1.2%
47		9	1.0%
48		21	2.4%
49		11	1.2%
50		8	0.9%
51		9	1.0%
52		9	1.0%
53		8	0.9%
54		10	1.1%
55		5	0.6%
56		8	0.9%
57		2	0.2%
58		7	0.8%
59		4	0.4%
60		6	0.7%
61		3	0.3%
62		2	0.2%
63		4	0.4%
64		6	0.7%
65		2	0.2%
66		1	0.1%
67		1	0.1%
68		1	0.1%
69		1	0.1%
71		1	0.1%
73		1	0.1%
74		2	0.2%
75		2	0.2%
77		1	0.1%
78		3	0.3%
79		1	0.1%
80		1	0.1%
85		1	0.1%

### # bhg5\_4: Age of hh member 4 (W2)

Value	Label	Cases	Percentage
89		1	0.1%
91		1	0.1%
95		1	0.1%
997	does not know	0	
998	refusal	0	
999	no response/not applicable	0	
Sysmiss		2256	

Warning: these figures indicate the number of cases found in the data file. They cannot be interpreted as summary statistics of the population of interest.

### # bhg5\_5: Age of hh member 5 (W2)

<b>Information</b>	[Type= discrete] [Format=numeric] [Range= 0-9999] [Missing=*/997/998/999]
<b>Statistics [NW/ W]</b>	[Valid=252 /-] [Invalid=2897 /-]
<b>Definition</b>	Q 108.a
<b>Literal question</b>	How old is he/she?
<b>Interviewer's instructions</b>	Ask 108 about each household member and write answers in the Household Grid.

Value	Label	Cases	Percentage
0		8	3.2%
1		7	2.8%
2		5	2.0%
3		6	2.4%
4		9	3.6%
5		5	2.0%
6		15	6.0%
7		12	4.8%
8		8	3.2%
9		9	3.6%
10		5	2.0%
11		6	2.4%
12		6	2.4%
13		6	2.4%
14		9	3.6%
15		4	1.6%
16		10	4.0%
17		8	3.2%
18		8	3.2%
19		8	3.2%
20		13	5.2%
21		6	2.4%
22		5	2.0%
23		9	3.6%
24		7	2.8%
25		4	1.6%
26		5	2.0%
27		5	2.0%
28		3	1.2%

# bhg5_5: Age of hh member 5 (W2)			
Value	Label	Cases	Percentage
29		1	0.4%
30		3	1.2%
31		2	0.8%
32		3	1.2%
33		1	0.4%
36		1	0.4%
38		2	0.8%
43		1	0.4%
44		1	0.4%
47		1	0.4%
48		1	0.4%
52		1	0.4%
55		1	0.4%
56		2	0.8%
57		2	0.8%
58		2	0.8%
61		1	0.4%
62		1	0.4%
64		1	0.4%
65		1	0.4%
66		4	1.6%
67		1	0.4%
70		1	0.4%
76		1	0.4%
78		1	0.4%
79		1	0.4%
83		1	0.4%
84		1	0.4%
94		1	0.4%
997	does not know	0	
998	refusal	0	
999	no response/not applicable	0	
Sysmiss		2897	
Warning: these figures indicate the number of cases found in the data file. They cannot be interpreted as summary statistics of the population of interest.			
# bhg5_6: Age of hh member 6 (W2)			
Information	[Type= discrete] [Format=numeric] [Range= 0-9999] [Missing=*/997/998/999]		
Statistics [NW/ W]	[Valid=74 /-] [Invalid=3075 /-]		
Definition	Q 108.a		
Literal question	How old is he/she?		
Interviewer's instructions	Ask 108 about each household member and write answers in the Household Grid.		
Value	Label	Cases	Percentage
0		4	5.4%
1		2	2.7%
2		1	1.4%

# bhg5_6: Age of hh member 6 (W2)			
Value	Label	Cases	Percentage
3		2	<div><div></div></div> 2.7%
4		7	<div><div></div></div> 9.5%
5		4	<div><div></div></div> 5.4%
6		4	<div><div></div></div> 5.4%
7		2	<div><div></div></div> 2.7%
8		6	<div><div></div></div> 8.1%
10		1	<div><div></div></div> 1.4%
11		4	<div><div></div></div> 5.4%
12		2	<div><div></div></div> 2.7%
13		3	<div><div></div></div> 4.1%
14		1	<div><div></div></div> 1.4%
15		2	<div><div></div></div> 2.7%
16		3	<div><div></div></div> 4.1%
17		2	<div><div></div></div> 2.7%
18		1	<div><div></div></div> 1.4%
21		1	<div><div></div></div> 1.4%
22		1	<div><div></div></div> 1.4%
23		2	<div><div></div></div> 2.7%
24		1	<div><div></div></div> 1.4%
25		1	<div><div></div></div> 1.4%
26		1	<div><div></div></div> 1.4%
27		1	<div><div></div></div> 1.4%
29		2	<div><div></div></div> 2.7%
32		1	<div><div></div></div> 1.4%
35		1	<div><div></div></div> 1.4%
36		1	<div><div></div></div> 1.4%
38		1	<div><div></div></div> 1.4%
42		1	<div><div></div></div> 1.4%
57		1	<div><div></div></div> 1.4%
59		1	<div><div></div></div> 1.4%
60		1	<div><div></div></div> 1.4%
64		1	<div><div></div></div> 1.4%
68		1	<div><div></div></div> 1.4%
74		1	<div><div></div></div> 1.4%
77		1	<div><div></div></div> 1.4%
81		1	<div><div></div></div> 1.4%
997	does not know	0	
998	refusal	0	
999	no response/not applicable	0	
Sysmiss		3075	
Warning: these figures indicate the number of cases found in the data file. They cannot be interpreted as summary statistics of the population of interest.			
# bhg5_7: Age of hh member 7 (W2)			
Information	[Type= discrete] [Format=numeric] [Range= 0-9999] [Missing=*/997/998/999]		
Statistics [NW/ W]	[Valid=19 /-] [Invalid=3130 /-]		
Definition	Q 108.a		

# bhg5_7: Age of hh member 7 (W2)			
<b>Literal question</b>		How old is he/she?	
<b>Interviewer's instructions</b>		Ask 108 about each household member and write answers in the Household Grid.	
Value	Label	Cases	Percentage
0		1	<div></div> 5.3%
1		3	<div></div> 15.8%
3		1	<div></div> 5.3%
6		2	<div></div> 10.5%
8		1	<div></div> 5.3%
12		2	<div></div> 10.5%
13		1	<div></div> 5.3%
18		1	<div></div> 5.3%
23		1	<div></div> 5.3%
27		1	<div></div> 5.3%
32		1	<div></div> 5.3%
35		1	<div></div> 5.3%
54		1	<div></div> 5.3%
56		1	<div></div> 5.3%
69		1	<div></div> 5.3%
997	does not know	0	
998	refusal	0	
999	no response/not applicable	0	
Sysmiss		3130	
<i>Warning: these figures indicate the number of cases found in the data file. They cannot be interpreted as summary statistics of the population of interest.</i>			
# bhg5_8: Age of hh member 8 (W2)			
<b>Information</b>		[Type= discrete] [Format=numeric] [Range= 0-9999] [Missing=*/997/998/999]	
<b>Statistics [NW/ W]</b>		[Valid=6 /-] [Invalid=3143 /-]	
<b>Definition</b>		Q 108.a	
<b>Literal question</b>		How old is he/she?	
<b>Interviewer's instructions</b>		Ask 108 about each household member and write answers in the Household Grid.	
Value	Label	Cases	Percentage
5		1	<div></div> 16.7%
8		1	<div></div> 16.7%
9		1	<div></div> 16.7%
10		1	<div></div> 16.7%
37		1	<div></div> 16.7%
59		1	<div></div> 16.7%
997	does not know	0	
998	refusal	0	
999	no response/not applicable	0	
Sysmiss		3143	
<i>Warning: these figures indicate the number of cases found in the data file. They cannot be interpreted as summary statistics of the population of interest.</i>			
# bhg5_9: Age of hh member 9 (W2)			
<b>Information</b>		[Type= discrete] [Format=numeric] [Range= 0-9999] [Missing=*/997/998/999]	
<b>Statistics [NW/ W]</b>		[Valid=2 /-] [Invalid=3147 /-]	

# bhg5_9: Age of hh member 9 (W2)			
<b>Definition</b>	Q 108.a		
<b>Literal question</b>	How old is he/she?		
<b>Interviewer's instructions</b>	Ask 108 about each household member and write answers in the Household Grid.		
Value	Label	Cases	Percentage
3		2	<div><div></div></div> 100.0%
997	does not know	0	
998	refusal	0	
999	no response/not applicable	0	
Sysmiss		3147	
<i>Warning: these figures indicate the number of cases found in the data file. They cannot be interpreted as summary statistics of the population of interest.</i>			
# bhg5_10: Age of hh member 10 (W2)			
<b>Information</b>	[Type= discrete] [Format=numeric] [Range= 0-9999] [Missing=*/997/998/999]		
<b>Statistics [NW/ W]</b>	[Valid=1 /-] [Invalid=3148 /-]		
<b>Definition</b>	Q 108.a		
<b>Literal question</b>	How old is he/she?		
<b>Interviewer's instructions</b>	Ask 108 about each household member and write answers in the Household Grid.		
Value	Label	Cases	Percentage
1		1	<div><div></div></div> 100.0%
997	does not know	0	
998	refusal	0	
999	no response/not applicable	0	
Sysmiss		3148	
<i>Warning: these figures indicate the number of cases found in the data file. They cannot be interpreted as summary statistics of the population of interest.</i>			
# bhg5_11: Age of hh member 11 (W2)			
<b>Information</b>	[Type= discrete] [Format=numeric] [Range= 0-9999] [Missing=*/997/998/999]		
<b>Statistics [NW/ W]</b>	[Valid=1 /-] [Invalid=3148 /-]		
<b>Definition</b>	Q 108.a		
<b>Literal question</b>	How old is he/she?		
<b>Interviewer's instructions</b>	Ask 108 about each household member and write answers in the Household Grid.		
Value	Label	Cases	Percentage
1		1	<div><div></div></div> 100.0%
997	does not know	0	
998	refusal	0	
999	no response/not applicable	0	
Sysmiss		3148	
<i>Warning: these figures indicate the number of cases found in the data file. They cannot be interpreted as summary statistics of the population of interest.</i>			
# bhg6m_2: Mnth of birth of hh member 2 (W2)			
<b>Information</b>	[Type= discrete] [Format=numeric] [Range= 1-2401] [Missing=*/97/98/99]		
<b>Statistics [NW/ W]</b>	[Valid=1784 /-] [Invalid=1365 /-]		
<b>Definition</b>	Q 108.b FRA, one additional item "1501-winter".		
<b>Literal question</b>	In what month and year was he/she born?		

# bhg6m_2: Mnth of birth of hh member 2 (W2)			
<b>Interviewer's instructions</b>		Ask 108 about each household member and write answers in the Household Grid.	
Value	Label	Cases	Percentage
1	January	139	<div><div></div></div> 7.8%
2	February	132	<div><div></div></div> 7.4%
3	March	177	<div><div></div></div> 9.9%
4	April	162	<div><div></div></div> 9.1%
5	May	162	<div><div></div></div> 9.1%
6	June	190	<div><div></div></div> 10.7%
7	July	166	<div><div></div></div> 9.3%
8	August	132	<div><div></div></div> 7.4%
9	September	119	<div><div></div></div> 6.7%
10	October	124	<div><div></div></div> 7.0%
11	November	137	<div><div></div></div> 7.7%
12	December	109	<div><div></div></div> 6.1%
21	winter months at the beginning of the year (January, February)	5	<div><div></div></div> 0.3%
22	spring	10	<div><div></div></div> 0.6%
23	summer	10	<div><div></div></div> 0.6%
24	autumn	10	<div><div></div></div> 0.6%
25	winter at the end of the year (December)	0	
1501	winter	0	
97	does not know	0	
98	refusal	0	
99	no response/not applicable	1365	
<i>Warning: these figures indicate the number of cases found in the data file. They cannot be interpreted as summary statistics of the population of interest.</i>			
# bhg6m_3: Mnth of birth of hh member 3 (W2)			
<b>Information</b>		[Type= discrete] [Format=numeric] [Range= 1-2401] [Missing=*/97/98/99]	
<b>Statistics [NW/ W]</b>		[Valid=1508 /-] [Invalid=1641 /-]	
<b>Definition</b>		Q 108.b FRA, one additional item "1501-winter".	
<b>Literal question</b>		In what month and year was he/she born?	
<b>Interviewer's instructions</b>		Ask 108 about each household member and write answers in the Household Grid.	
Value	Label	Cases	Percentage
1	January	114	<div><div></div></div> 7.6%
2	February	114	<div><div></div></div> 7.6%
3	March	158	<div><div></div></div> 10.5%
4	April	145	<div><div></div></div> 9.6%
5	May	158	<div><div></div></div> 10.5%
6	June	132	<div><div></div></div> 8.8%
7	July	114	<div><div></div></div> 7.6%
8	August	136	<div><div></div></div> 9.0%
9	September	92	<div><div></div></div> 6.1%
10	October	116	<div><div></div></div> 7.7%
11	November	101	<div><div></div></div> 6.7%
12	December	128	<div><div></div></div> 8.5%



# bhg6m_3: Mnth of birth of hh member 3 (W2)			
Value	Label	Cases	Percentage
21	winter months at the beginning of the year (January, February)	0	
22	spring	0	
23	summer	0	
24	autumn	0	
25	winter at the end of the year (December)	0	
1501	winter	0	
97	does not know	0	
98	refusal	0	
99	no response/not applicable	1641	
<i>Warning: these figures indicate the number of cases found in the data file. They cannot be interpreted as summary statistics of the population of interest.</i>			
# bhg6m_4: Mnth of birth of hh member 4 (W2)			
Information	[Type= discrete] [Format=numeric] [Range= 1-2401] [Missing=*/97/98/99]		
Statistics [NW/ W]	[Valid=861 /-] [Invalid=2288 /-]		
Definition	Q 108.b  FRA, one additional item "1501-winter".		
Literal question	In what month and year was he/she born?		
Interviewer's instructions	Ask 108 about each household member and write answers in the Household Grid.		
Value	Label	Cases	Percentage
1	January	62	7.2%
2	February	64	7.4%
3	March	72	8.4%
4	April	86	10.0%
5	May	81	9.4%
6	June	85	9.9%
7	July	78	9.1%
8	August	81	9.4%
9	September	67	7.8%
10	October	70	8.1%
11	November	50	5.8%
12	December	65	7.5%
21	winter months at the beginning of the year (January, February)	0	
22	spring	0	
23	summer	0	
24	autumn	0	
25	winter at the end of the year (December)	0	
1501	winter	0	
97	does not know	0	
98	refusal	0	
99	no response/not applicable	2288	
<i>Warning: these figures indicate the number of cases found in the data file. They cannot be interpreted as summary statistics of the population of interest.</i>			
# bhg6m_5: Mnth of birth of hh member 5 (W2)			
Information	[Type= discrete] [Format=numeric] [Range= 1-2401] [Missing=*/97/98/99]		
Statistics [NW/ W]	[Valid=240 /-] [Invalid=2909 /-]		

# bhg6m_5: Mnth of birth of hh member 5 (W2)			
<b>Definition</b>	Q 108.b FRA, one additional item "1501-winter".		
<b>Literal question</b>	In what month and year was he/she born?		
<b>Interviewer's instructions</b>	Ask 108 about each household member and write answers in the Household Grid.		
Value	Label	Cases	Percentage
1	January	13	<div><div></div></div> 5.4%
2	February	18	<div><div></div></div> 7.5%
3	March	20	<div><div></div></div> 8.3%
4	April	19	<div><div></div></div> 7.9%
5	May	24	<div><div></div></div> 10.0%
6	June	26	<div><div></div></div> 10.8%
7	July	22	<div><div></div></div> 9.2%
8	August	19	<div><div></div></div> 7.9%
9	September	26	<div><div></div></div> 10.8%
10	October	18	<div><div></div></div> 7.5%
11	November	18	<div><div></div></div> 7.5%
12	December	17	<div><div></div></div> 7.1%
21	winter months at the beginning of the year (January, February)	0	
22	spring	0	
23	summer	0	
24	autumn	0	
25	winter at the end of the year (December)	0	
1501	winter	0	
97	does not know	0	
98	refusal	0	
99	no response/not applicable	2909	
<i>Warning: these figures indicate the number of cases found in the data file. They cannot be interpreted as summary statistics of the population of interest.</i>			
# bhg6m_6: Mnth of birth of hh member 6 (W2)			
<b>Information</b>	[Type= discrete] [Format=numeric] [Range= 1-2401] [Missing=*/97/98/99]		
<b>Statistics [NW/ W]</b>	[Valid=67 /-] [Invalid=3082 /-]		
<b>Definition</b>	Q 108.b FRA, one additional item "1501-winter".		
<b>Literal question</b>	In what month and year was he/she born?		
<b>Interviewer's instructions</b>	Ask 108 about each household member and write answers in the Household Grid.		
Value	Label	Cases	Percentage
1	January	9	<div><div></div></div> 13.4%
2	February	1	<div><div></div></div> 1.5%
3	March	7	<div><div></div></div> 10.4%
4	April	5	<div><div></div></div> 7.5%
5	May	11	<div><div></div></div> 16.4%
6	June	7	<div><div></div></div> 10.4%
7	July	4	<div><div></div></div> 6.0%
8	August	4	<div><div></div></div> 6.0%
9	September	5	<div><div></div></div> 7.5%

# bhg6m_6: Mnth of birth of hh member 6 (W2)			
Value	Label	Cases	Percentage
10	October	9	<div><div></div></div> 13.4%
11	November	1	<div><div></div></div> 1.5%
12	December	4	<div><div></div></div> 6.0%
21	winter months at the beginning of the year (January, February)	0	
22	spring	0	
23	summer	0	
24	autumn	0	
25	winter at the end of the year (December)	0	
1501	winter	0	
97	does not know	0	
98	refusal	0	
99	no response/not applicable	3082	
<i>Warning: these figures indicate the number of cases found in the data file. They cannot be interpreted as summary statistics of the population of interest.</i>			
# bhg6m_7: Mnth of birth of hh member 7 (W2)			
Information	[Type= discrete] [Format=numeric] [Range= 1-2401] [Missing=*/97/98/99]		
Statistics [NW/ W]	[Valid=16 /-] [Invalid=3133 /-]		
Definition	Q 108.b  FRA, one additional item "1501-winter".		
Literal question	In what month and year was he/she born?		
Interviewer's instructions	Ask 108 about each household member and write answers in the Household Grid.		
Value	Label	Cases	Percentage
1	January	2	<div><div></div></div> 12.5%
2	February	0	
3	March	1	<div><div></div></div> 6.2%
4	April	2	<div><div></div></div> 12.5%
5	May	2	<div><div></div></div> 12.5%
6	June	4	<div><div></div></div> 25.0%
7	July	0	
8	August	1	<div><div></div></div> 6.2%
9	September	3	<div><div></div></div> 18.8%
10	October	1	<div><div></div></div> 6.2%
11	November	0	
12	December	0	
21	winter months at the beginning of the year (January, February)	0	
22	spring	0	
23	summer	0	
24	autumn	0	
25	winter at the end of the year (December)	0	
1501	winter	0	
97	does not know	0	
98	refusal	0	
99	no response/not applicable	3133	
<i>Warning: these figures indicate the number of cases found in the data file. They cannot be interpreted as summary statistics of the population of interest.</i>			

# bhg6m_8: Mnth of birth of hh member 8 (W2)			
<b>Information</b>	[Type= discrete] [Format=numeric] [Range= 1-2401] [Missing=*/97/98/99]		
<b>Statistics [NW/ W]</b>	[Valid=4 /-] [Invalid=3145 /-]		
<b>Definition</b>	Q 108.b FRA, one additional item "1501-winter".		
<b>Literal question</b>	In what month and year was he/she born?		
<b>Interviewer's instructions</b>	Ask 108 about each household member and write answers in the Household Grid.		
Value	Label	Cases	Percentage
1	January	0	
2	February	1	<div></div> 25.0%
3	March	0	
4	April	0	
5	May	0	
6	June	2	<div></div> 50.0%
7	July	0	
8	August	1	<div></div> 25.0%
9	September	0	
10	October	0	
11	November	0	
12	December	0	
21	winter months at the beginning of the year (January, February)	0	
22	spring	0	
23	summer	0	
24	autumn	0	
25	winter at the end of the year (December)	0	
1501	winter	0	
97	does not know	0	
98	refusal	0	
99	no response/not applicable	3145	
Warning: these figures indicate the number of cases found in the data file. They cannot be interpreted as summary statistics of the population of interest.			

# bhg6m_9: Mnth of birth of hh member 9 (W2)			
<b>Information</b>	[Type= discrete] [Format=numeric] [Range= 1-2401] [Missing=*/97/98/99]		
<b>Statistics [NW/ W]</b>	[Valid=2 /-] [Invalid=3147 /-]		
<b>Definition</b>	Q 108.b FRA, one additional item "1501-winter".		
<b>Literal question</b>	In what month and year was he/she born?		
<b>Interviewer's instructions</b>	Ask 108 about each household member and write answers in the Household Grid.		
Value	Label	Cases	Percentage
1	January	0	
2	February	0	
3	March	0	
4	April	1	50.0%
5	May	0	
6	June	0	
7	July	0	
8	August	0	
9	September	0	
10	October	1	50.0%
11	November	0	
12	December	0	
21	winter months at the beginning of the year (January, February)	0	
22	spring	0	
23	summer	0	
24	autumn	0	
25	winter at the end of the year (December)	0	
1501	winter	0	
97	does not know	0	
98	refusal	0	
99	no response/not applicable	3147	
Warning: these figures indicate the number of cases found in the data file. They cannot be interpreted as summary statistics of the population of interest.			
# bhg6m_10: Mnth of birth of hh member 10 (W2)			
<b>Information</b>	[Type= discrete] [Format=numeric] [Range= 1-2401] [Missing=*/97/98/99]		
<b>Statistics [NW/ W]</b>	[Valid=1 /-] [Invalid=3148 /-]		
<b>Definition</b>	Q 108.b FRA, one additional item "1501-winter".		
<b>Literal question</b>	In what month and year was he/she born?		
<b>Interviewer's instructions</b>	Ask 108 about each household member and write answers in the Household Grid.		
Value	Label	Cases	Percentage
1	January	0	
2	February	0	
3	March	1	100.0%
4	April	0	
5	May	0	
6	June	0	

# bhg6m_10: Mnth of birth of hh member 10 (W2)			
Value	Label	Cases	Percentage
7	July	0	
8	August	0	
9	September	0	
10	October	0	
11	November	0	
12	December	0	
21	winter months at the beginning of the year (January, February)	0	
22	spring	0	
23	summer	0	
24	autumn	0	
25	winter at the end of the year (December)	0	
1501	winter	0	
97	does not know	0	
98	refusal	0	
99	no response/not applicable	3148	
<i>Warning: these figures indicate the number of cases found in the data file. They cannot be interpreted as summary statistics of the population of interest.</i>			
# bhg6m_11: Mnth of birth of hh member 11 (W2)			
Information	[Type= discrete] [Format=numeric] [Range= 1-2401] [Missing=*/97/98/99]		
Statistics [NW/ W]	[Valid=1 /-] [Invalid=3148 /-]		
Definition	Q 108.b  FRA, one additional item "1501-winter".		
Literal question	In what month and year was he/she born?		
Interviewer's instructions	Ask 108 about each household member and write answers in the Household Grid.		
Value	Label	Cases	Percentage
1	January	0	
2	February	0	
3	March	1	100.0%
4	April	0	
5	May	0	
6	June	0	
7	July	0	
8	August	0	
9	September	0	
10	October	0	
11	November	0	
12	December	0	
21	winter months at the beginning of the year (January, February)	0	
22	spring	0	
23	summer	0	
24	autumn	0	
25	winter at the end of the year (December)	0	
1501	winter	0	
97	does not know	0	
98	refusal	0	

# bhg6m_11: Mnth of birth of hh member 11 (W2)			
Value	Label	Cases	Percentage
99	no response/not applicable	3148	
<i>Warning: these figures indicate the number of cases found in the data file. They cannot be interpreted as summary statistics of the population of interest.</i>			
# bhg6m_12: Mnth of birth of hh member 12 (W2)			
<b>Information</b>	[Type= discrete] [Format=numeric] [Range= 1-2401] [Missing=*/97/98/99]		
<b>Statistics [NW/ W]</b>	[Valid=0 /-] [Invalid=3149 /-]		
<b>Definition</b>	Q 108.b FRA, one additional item "1501-winter".		
<b>Literal question</b>	In what month and year was he/she born?		
<b>Interviewer's instructions</b>	Ask 108 about each household member and write answers in the Household Grid.		
Value	Label	Cases	Percentage
1	January	0	
2	February	0	
3	March	0	
4	April	0	
5	May	0	
6	June	0	
7	July	0	
8	August	0	
9	September	0	
10	October	0	
11	November	0	
12	December	0	
21	winter months at the beginning of the year (January, February)	0	
22	spring	0	
23	summer	0	
24	autumn	0	
25	winter at the end of the year (December)	0	
1501	winter	0	
97	does not know	0	
98	refusal	0	
99	no response/not applicable	3149	
<i>Warning: these figures indicate the number of cases found in the data file. They cannot be interpreted as summary statistics of the population of interest.</i>			
# bhg6m_13: Mnth of birth of hh member 13 (W2)			
<b>Information</b>	[Type= discrete] [Format=numeric] [Range= 1-2401] [Missing=*/97/98/99]		
<b>Statistics [NW/ W]</b>	[Valid=0 /-] [Invalid=3149 /-]		
<b>Definition</b>	Q 108.b FRA, one additional item "1501-winter".		
<b>Literal question</b>	In what month and year was he/she born?		
<b>Interviewer's instructions</b>	Ask 108 about each household member and write answers in the Household Grid.		
Value	Label	Cases	Percentage
1	January	0	
2	February	0	

### # bhg6m\_13: Mnth of birth of hh member 13 (W2)

Value	Label	Cases	Percentage
3	March	0	
4	April	0	
5	May	0	
6	June	0	
7	July	0	
8	August	0	
9	September	0	
10	October	0	
11	November	0	
12	December	0	
21	winter months at the beginning of the year (January, February)	0	
22	spring	0	
23	summer	0	
24	autumn	0	
25	winter at the end of the year (December)	0	
1501	winter	0	
97	does not know	0	
98	refusal	0	
99	no response/not applicable	3149	

Warning: these figures indicate the number of cases found in the data file. They cannot be interpreted as summary statistics of the population of interest.

### # bhg6m\_14: Mnth of birth of hh member 14

<b>Information</b>	[Type= continuous] [Format=numeric] [Range= 1-2401] [Missing=*/97/98/99]
<b>Statistics [NW/ W]</b>	[Valid=0 /-] [Invalid=3149 /-]
<b>Definition</b>	Q 108.b FRA, one additional item "1501-winter".
<b>Literal question</b>	In what month and year was he/she born?
<b>Interviewer's instructions</b>	Ask 108 about each household member and write answers in the Household Grid.

Value	Label	Cases	Percentage
1	January	0	
2	February	0	
3	March	0	
4	April	0	
5	May	0	
6	June	0	
7	July	0	
8	August	0	
9	September	0	
10	October	0	
11	November	0	
12	December	0	
21	winter months at the beginning of the year (January, February)	0	
22	spring	0	
23	summer	0	
24	autumn	0	



# bhg6m_14: Mnth of birth of hh member 14				
Value		Label	Cases	Percentage
25		winter at the end of the year (December)	0	
1501		winter	0	
97		does not know	0	
98		refusal	0	
99		no response/not applicable	3149	
Warning: these figures indicate the number of cases found in the data file. They cannot be interpreted as summary statistics of the population of interest.				
# bhg6y_1: Yr of birth of hh member 1 (W2)				
Information		[Type= discrete] [Format=numeric] [Range= 1906-2401] [Missing=*/9997/9998/9999]		
Statistics [NW/ W]		[Valid=3149 /-] [Invalid=0 /-]		
Definition		Q 102		
Pre-question		Now I'd like to ask you a few questions about yourself.		
Literal question		In what month and year were you born?		
Interviewer's instructions		Write R's month and year of birth and age in Household Grid.		
Value		Label	Cases	Percentage
1929			35	<div></div> 1.1%
1930			29	<div></div> 0.9%
1931			36	<div></div> 1.1%
1932			46	<div></div> 1.5%
1933			45	<div></div> 1.4%
1934			44	<div></div> 1.4%
1935			28	<div></div> 0.9%
1936			45	<div></div> 1.4%
1937			40	<div></div> 1.3%
1938			52	<div></div> 1.7%
1939			46	<div></div> 1.5%
1940			49	<div></div> 1.6%
1941			62	<div></div> 2.0%
1942			64	<div></div> 2.0%
1943			62	<div></div> 2.0%
1944			49	<div></div> 1.6%
1945			41	<div></div> 1.3%
1946			71	<div></div> 2.3%
1947			73	<div></div> 2.3%
1948			69	<div></div> 2.2%
1949			58	<div></div> 1.8%
1950			65	<div></div> 2.1%
1951			73	<div></div> 2.3%
1952			52	<div></div> 1.7%
1953			65	<div></div> 2.1%
1954			56	<div></div> 1.8%
1955			67	<div></div> 2.1%
1956			58	<div></div> 1.8%
1957			54	<div></div> 1.7%
1958			56	<div></div> 1.8%

### # bhg6y\_1: Yr of birth of hh member 1 (W2)

Value	Label	Cases	Percentage
1959		54	1.7%
1960		47	1.5%
1961		44	1.4%
1962		45	1.4%
1963		44	1.4%
1964		64	2.0%
1965		62	2.0%
1966		53	1.7%
1967		46	1.5%
1968		58	1.8%
1969		61	1.9%
1970		67	2.1%
1971		49	1.6%
1972		67	2.1%
1973		69	2.2%
1974		83	2.6%
1975		64	2.0%
1976		63	2.0%
1977		59	1.9%
1978		51	1.6%
1979		44	1.4%
1980		46	1.5%
1981		45	1.4%
1982		39	1.2%
1983		34	1.1%
1984		49	1.6%
1985		55	1.7%
1986		55	1.7%
1987		42	1.3%
9997	does not know	0	
9998	refusal	0	
9999	no response/not applicable	0	

Warning: these figures indicate the number of cases found in the data file. They cannot be interpreted as summary statistics of the population of interest.

### # bhg6y\_2: Yr of birth of hh member 2 (W2)

<b>Information</b>	[Type= discrete] [Format=numeric] [Range= 1905-2401] [Missing=*/9997/9998/9999]
<b>Statistics [NW/ W]</b>	[Valid=1785 /-] [Invalid=1364 /-]
<b>Definition</b>	Q 108.b
<b>Literal question</b>	In what month and year was he/she born?
<b>Interviewer's instructions</b>	Ask 108 about each household member and write answers in the Household Grid.

Value	Label	Cases	Percentage
1921		1	0.1%
1923		1	0.1%
1925		3	0.2%
1926		2	0.1%

## # bhg6y\_2: Yr of birth of hh member 2 (W2)

Value	Label	Cases	Percentage
1927		1	0.1%
1928		5	0.3%
1929		6	0.3%
1930		5	0.3%
1931		14	0.8%
1932		13	0.7%
1933		9	0.5%
1934		22	1.2%
1935		14	0.8%
1936		23	1.3%
1937		22	1.2%
1938		24	1.3%
1939		26	1.5%
1940		29	1.6%
1941		37	2.1%
1942		24	1.3%
1943		36	2.0%
1944		33	1.8%
1945		35	2.0%
1946		59	3.3%
1947		43	2.4%
1948		31	1.7%
1949		31	1.7%
1950		60	3.4%
1951		45	2.5%
1952		43	2.4%
1953		39	2.2%
1954		31	1.7%
1955		46	2.6%
1956		32	1.8%
1957		36	2.0%
1958		53	3.0%
1959		25	1.4%
1960		47	2.6%
1961		21	1.2%
1962		34	1.9%
1963		33	1.8%
1964		34	1.9%
1965		41	2.3%
1966		27	1.5%
1967		26	1.5%
1968		35	2.0%
1969		31	1.7%
1970		60	3.4%
1971		36	2.0%

# bhg6y_2: Yr of birth of hh member 2 (W2)			
Value	Label	Cases	Percentage
1972		48	<div></div> 2.7%
1973		45	<div></div> 2.5%
1974		31	<div></div> 1.7%
1975		38	<div></div> 2.1%
1976		39	<div></div> 2.2%
1977		45	<div></div> 2.5%
1978		20	<div></div> 1.1%
1979		26	<div></div> 1.5%
1980		28	<div></div> 1.6%
1981		21	<div></div> 1.2%
1982		18	<div></div> 1.0%
1983		13	<div></div> 0.7%
1984		12	<div></div> 0.7%
1985		6	<div></div> 0.3%
1986		3	<div></div> 0.2%
1987		4	<div></div> 0.2%
1988		2	<div></div> 0.1%
1989		2	<div></div> 0.1%
9997	does not know	4	
9998	refusal	0	
9999	no response/not applicable	1360	
Warning: these figures indicate the number of cases found in the data file. They cannot be interpreted as summary statistics of the population of interest.			
# bhg6y_3: Yr of birth of hh member 3 (W2)			
Information	[Type= discrete] [Format=numeric] [Range= 1905-2401] [Missing=*/9997/9998/9999]		
Statistics [NW/ W]	[Valid=1549 /-] [Invalid=1600 /-]		
Definition	Q 108.b		
Literal question	In what month and year was he/she born?		
Interviewer's instructions	Ask 108 about each household member and write answers in the Household Grid.		
Value	Label	Cases	Percentage
1908		1	<div></div> 0.1%
1913		1	<div></div> 0.1%
1914		1	<div></div> 0.1%
1916		1	<div></div> 0.1%
1918		1	<div></div> 0.1%
1919		3	<div></div> 0.2%
1921		4	<div></div> 0.3%
1922		4	<div></div> 0.3%
1923		4	<div></div> 0.3%
1924		5	<div></div> 0.3%
1925		4	<div></div> 0.3%
1926		1	<div></div> 0.1%
1927		5	<div></div> 0.3%
1928		4	<div></div> 0.3%
1929		2	<div></div> 0.1%

## # bhg6y\_3: Yr of birth of hh member 3 (W2)

Value	Label	Cases	Percentage
1930		4	0.3%
1931		5	0.3%
1932		1	0.1%
1933		3	0.2%
1934		2	0.1%
1935		4	0.3%
1936		5	0.3%
1937		3	0.2%
1938		3	0.2%
1939		4	0.3%
1940		13	0.8%
1941		5	0.3%
1942		3	0.2%
1943		5	0.3%
1944		3	0.2%
1945		13	0.8%
1946		10	0.6%
1947		9	0.6%
1948		13	0.8%
1949		4	0.3%
1950		11	0.7%
1951		5	0.3%
1952		12	0.8%
1953		15	1.0%
1954		20	1.3%
1955		18	1.2%
1956		10	0.6%
1957		15	1.0%
1958		21	1.4%
1959		16	1.0%
1960		15	1.0%
1961		9	0.6%
1962		13	0.8%
1963		19	1.2%
1964		14	0.9%
1965		10	0.6%
1966		9	0.6%
1967		4	0.3%
1968		11	0.7%
1969		1	0.1%
1970		8	0.5%
1971		4	0.3%
1972		11	0.7%
1973		20	1.3%
1974		9	0.6%

# bhg6y_3: Yr of birth of hh member 3 (W2)			
Value	Label	Cases	Percentage
1975		14	0.9%
1976		11	0.7%
1977		12	0.8%
1978		17	1.1%
1979		15	1.0%
1980		33	2.1%
1981		19	1.2%
1982		27	1.7%
1983		36	2.3%
1984		38	2.5%
1985		47	3.0%
1986		40	2.6%
1987		53	3.4%
1988		50	3.2%
1989		52	3.4%
1990		61	3.9%
1991		52	3.4%
1992		48	3.1%
1993		41	2.6%
1994		37	2.4%
1995		40	2.6%
1996		23	1.5%
1997		29	1.9%
1998		34	2.2%
1999		24	1.5%
2000		36	2.3%
2001		29	1.9%
2002		24	1.5%
2003		31	2.0%
2004		33	2.1%
2005		33	2.1%
2006		20	1.3%
2007		28	1.8%
2008		9	0.6%
9997	does not know	14	
9998	refusal	0	
9999	no response/not applicable	1586	
Warning: these figures indicate the number of cases found in the data file. They cannot be interpreted as summary statistics of the population of interest.			
# bhg6y_4: Yr of birth of hh member 4 (W2)			
Information	[Type= discrete] [Format=numeric] [Range= 1909-2401] [Missing=*/9997/9998/9999]		
Statistics [NW/ W]	[Valid=893 /-] [Invalid=2256 /-]		
Definition	Q 108.b		
Literal question	In what month and year was he/she born?		
Interviewer's instructions	Ask 108 about each household member and write answers in the Household Grid.		

## # bhg6y\_4: Yr of birth of hh member 4 (W2)

Value	Label	Cases	Percentage
1912		1	0.1%
1917		1	0.1%
1918		1	0.1%
1923		1	0.1%
1928		2	0.2%
1929		1	0.1%
1930		2	0.2%
1931		1	0.1%
1932		2	0.2%
1933		2	0.2%
1934		1	0.1%
1936		1	0.1%
1939		1	0.1%
1940		2	0.2%
1941		1	0.1%
1943		6	0.7%
1944		3	0.3%
1945		3	0.3%
1946		3	0.3%
1947		4	0.4%
1948		7	0.8%
1949		6	0.7%
1950		3	0.3%
1951		6	0.7%
1952		4	0.4%
1953		10	1.1%
1954		7	0.8%
1955		9	1.0%
1956		9	1.0%
1957		9	1.0%
1958		10	1.1%
1959		13	1.5%
1960		18	2.0%
1961		9	1.0%
1962		10	1.1%
1963		8	0.9%
1964		7	0.8%
1965		10	1.1%
1966		6	0.7%
1967		5	0.6%
1968		6	0.7%
1969		3	0.3%
1970		2	0.2%
1971		2	0.2%
1972		6	0.7%

# bhg6y_4: Yr of birth of hh member 4 (W2)				
Value	Label	Cases	Percentage	
1973		3	<div></div>	0.3%
1974		4	<div></div>	0.4%
1975		8	<div></div>	0.9%
1976		6	<div></div>	0.7%
1977		3	<div></div>	0.3%
1978		5	<div></div>	0.6%
1979		6	<div></div>	0.7%
1980		2	<div></div>	0.2%
1981		9	<div></div>	1.0%
1982		13	<div></div>	1.5%
1983		19	<div></div>	2.1%
1984		12	<div></div>	1.3%
1985		14	<div></div>	1.6%
1986		18	<div></div>	2.0%
1987		22	<div></div>	2.5%
1988		24	<div></div>	2.7%
1989		21	<div></div>	2.4%
1990		29	<div></div>	3.2%
1991		26	<div></div>	2.9%
1992		32	<div></div>	3.6%
1993		27	<div></div>	3.0%
1994		33	<div></div>	3.7%
1995		27	<div></div>	3.0%
1996		28	<div></div>	3.1%
1997		22	<div></div>	2.5%
1998		19	<div></div>	2.1%
1999		26	<div></div>	2.9%
2000		28	<div></div>	3.1%
2001		33	<div></div>	3.7%
2002		27	<div></div>	3.0%
2003		26	<div></div>	2.9%
2004		21	<div></div>	2.4%
2005		27	<div></div>	3.0%
2006		21	<div></div>	2.4%
2007		25	<div></div>	2.8%
2008		3	<div></div>	0.3%
9997	does not know	14		
9998	refusal	0		
9999	no response/not applicable	2242		
Warning: these figures indicate the number of cases found in the data file. They cannot be interpreted as summary statistics of the population of interest.				
# bhg6y_5: Yr of birth of hh member 5 (W2)				
Information	[Type= discrete] [Format=numeric] [Range= 1906-2401] [Missing=*/9997/9998/9999]			
Statistics [NW/ W]	[Valid=252 -/] [Invalid=2897 -/]			
Definition	Q 108.b			



# **# bhg6y\_5: Yr of birth of hh member 5 (W2)**

<b>Literal question</b>	In what month and year was he/she born?
<b>Interviewer's instructions</b>	Ask 108 about each household member and write answers in the Household Grid.

Value	Label	Cases	Percentage
1913		1	0.4%
1923		1	0.4%
1924		1	0.4%
1928		1	0.4%
1930		1	0.4%
1931		1	0.4%
1937		1	0.4%
1941		2	0.8%
1942		3	1.2%
1943		1	0.4%
1944		1	0.4%
1945		1	0.4%
1947		1	0.4%
1950		4	1.6%
1951		1	0.4%
1952		2	0.8%
1956		1	0.4%
1960		2	0.8%
1963		1	0.4%
1965		1	0.4%
1969		1	0.4%
1970		1	0.4%
1972		1	0.4%
1974		1	0.4%
1975		2	0.8%
1976		2	0.8%
1977		1	0.4%
1978		3	1.2%
1979		2	0.8%
1980		7	2.8%
1981		4	1.6%
1982		2	0.8%
1983		4	1.6%
1984		12	4.8%
1985		7	2.8%
1986		4	1.6%
1987		8	3.2%
1988		13	5.2%
1989		6	2.4%
1990		11	4.4%
1991		6	2.4%
1992		8	3.2%
1993		4	1.6%

# bhg6y_5: Yr of birth of hh member 5 (W2)			
Value	Label	Cases	Percentage
1994		10	<div></div> 4.0%
1995		7	<div></div> 2.8%
1996		5	<div></div> 2.0%
1997		5	<div></div> 2.0%
1998		9	<div></div> 3.6%
1999		9	<div></div> 3.6%
2000		10	<div></div> 4.0%
2001		18	<div></div> 7.1%
2002		5	<div></div> 2.0%
2003		6	<div></div> 2.4%
2004		9	<div></div> 3.6%
2005		5	<div></div> 2.0%
2006		4	<div></div> 1.6%
2007		12	<div></div> 4.8%
9997	does not know	6	
9998	refusal	0	
9999	no response/not applicable	2891	
Warning: these figures indicate the number of cases found in the data file. They cannot be interpreted as summary statistics of the population of interest.			
# bhg6y_6: Yr of birth of hh member 6 (W2)			
Information	[Type= discrete] [Format=numeric] [Range= 1908-2401] [Missing=*/9997/9998/9999]		
Statistics [NW/ W]	[Valid=74 /-] [Invalid=3075 /-]		
Definition	Q 108.b		
Literal question	In what month and year was he/she born?		
Interviewer's instructions	Ask 108 about each household member and write answers in the Household Grid.		
Value	Label	Cases	Percentage
1927		1	<div></div> 1.4%
1930		1	<div></div> 1.4%
1934		1	<div></div> 1.4%
1939		1	<div></div> 1.4%
1943		1	<div></div> 1.4%
1948		1	<div></div> 1.4%
1949		1	<div></div> 1.4%
1950		1	<div></div> 1.4%
1965		1	<div></div> 1.4%
1969		1	<div></div> 1.4%
1971		1	<div></div> 1.4%
1973		1	<div></div> 1.4%
1976		1	<div></div> 1.4%
1978		1	<div></div> 1.4%
1979		1	<div></div> 1.4%
1980		1	<div></div> 1.4%
1982		2	<div></div> 2.7%
1983		1	<div></div> 1.4%
1985		2	<div></div> 2.7%

### # bhg6y\_6: Yr of birth of hh member 6 (W2)

Value	Label	Cases	Percentage
1986		1	1.4%
1987		1	1.4%
1989		1	1.4%
1990		1	1.4%
1991		4	5.4%
1993		3	4.1%
1994		2	2.7%
1995		2	2.7%
1996		4	5.4%
1997		2	2.7%
1999		5	6.8%
2000		2	2.7%
2001		3	4.1%
2002		3	4.1%
2003		6	8.1%
2004		5	6.8%
2005		2	2.7%
2006		1	1.4%
2007		4	5.4%
2008		1	1.4%
9997	does not know	2	
9998	refusal	0	
9999	no response/not applicable	3073	

Warning: these figures indicate the number of cases found in the data file. They cannot be interpreted as summary statistics of the population of interest.

### # bhg6y\_7: Yr of birth of hh member 7 (W2)

<b>Information</b>	[Type= discrete] [Format=numeric] [Range= 1911-2401] [Missing=*/9997/9998/9999]
<b>Statistics [NW/ W]</b>	[Valid=19 /-] [Invalid=3130 /-]
<b>Definition</b>	Q 108.b
<b>Literal question</b>	In what month and year was he/she born?
<b>Interviewer's instructions</b>	Ask 108 about each household member and write answers in the Household Grid.

Value	Label	Cases	Percentage
1939		1	5.3%
1951		1	5.3%
1954		1	5.3%
1972		1	5.3%
1975		1	5.3%
1980		1	5.3%
1985		1	5.3%
1990		1	5.3%
1994		1	5.3%
1995		2	10.5%
2000		1	5.3%
2001		2	10.5%
2004		1	5.3%

# bhg6y_7: Yr of birth of hh member 7 (W2)			
Value	Label	Cases	Percentage
2006		1	<div></div> 5.3%
2007		3	<div></div> 15.8%
9997	does not know	0	
9998	refusal	0	
9999	no response/not applicable	3130	
<i>Warning: these figures indicate the number of cases found in the data file. They cannot be interpreted as summary statistics of the population of interest.</i>			
# bhg6y_8: Yr of birth of hh member 8 (W2)			
Information	[Type= discrete] [Format=numeric] [Range= 1917-2401] [Missing=*/9997/9998/9999]		
Statistics [NW/ W]	[Valid=6 /-] [Invalid=3143 /-]		
Definition	Q 108.b		
Literal question	In what month and year was he/she born?		
Interviewer's instructions	Ask 108 about each household member and write answers in the Household Grid.		
Value	Label	Cases	Percentage
1948		1	<div></div> 16.7%
1970		1	<div></div> 16.7%
1997		1	<div></div> 16.7%
1998		1	<div></div> 16.7%
1999		1	<div></div> 16.7%
2003		1	<div></div> 16.7%
9997	does not know	0	
9998	refusal	0	
9999	no response/not applicable	3143	
<i>Warning: these figures indicate the number of cases found in the data file. They cannot be interpreted as summary statistics of the population of interest.</i>			
# bhg6y_9: Yr of birth of hh member 9 (W2)			
Information	[Type= discrete] [Format=numeric] [Range= 1920-2401] [Missing=*/9997/9998/9999]		
Statistics [NW/ W]	[Valid=2 /-] [Invalid=3147 /-]		
Definition	Q 108.b		
Literal question	In what month and year was he/she born?		
Interviewer's instructions	Ask 108 about each household member and write answers in the Household Grid.		
Value	Label	Cases	Percentage
2004		1	<div></div> 50.0%
2005		1	<div></div> 50.0%
9997	does not know	0	
9998	refusal	0	
9999	no response/not applicable	3147	
<i>Warning: these figures indicate the number of cases found in the data file. They cannot be interpreted as summary statistics of the population of interest.</i>			
# bhg6y_10: Yr of birth of hh member 10 (W2)			
Information	[Type= discrete] [Format=numeric] [Range= 1908-2401] [Missing=*/9997/9998/9999]		
Statistics [NW/ W]	[Valid=1 /-] [Invalid=3148 /-]		
Definition	Q 108.b		
Literal question	In what month and year was he/she born?		
Interviewer's instructions	Ask 108 about each household member and write answers in the Household Grid.		

# bhg6y_10: Yr of birth of hh member 10 (W2)			
Value	Label	Cases	Percentage
2007		1	<div><div></div></div> 100.0%
9997	does not know	0	
9998	refusal	0	
9999	no response/not applicable	3148	
<i>Warning: these figures indicate the number of cases found in the data file. They cannot be interpreted as summary statistics of the population of interest.</i>			
# bhg6y_11: Yr of birth of hh member 11 (W2)			
<b>Information</b>	[Type= discrete] [Format=numeric] [Range= 1910-2401] [Missing=*/9997/9998/9999]		
<b>Statistics [NW/ W]</b>	[Valid=1 /-] [Invalid=3148 /-]		
<b>Definition</b>	Q 108.b		
<b>Literal question</b>	In what month and year was he/she born?		
<b>Interviewer's instructions</b>	Ask 108 about each household member and write answers in the Household Grid.		
Value	Label	Cases	Percentage
2007		1	<div><div></div></div> 100.0%
9997	does not know	0	
9998	refusal	0	
9999	no response/not applicable	3148	
<i>Warning: these figures indicate the number of cases found in the data file. They cannot be interpreted as summary statistics of the population of interest.</i>			
# bhg6y_12: Yr of birth of hh member 12 (W2)			
<b>Information</b>	[Type= discrete] [Format=numeric] [Range= 1914-2401] [Missing=*/9997/9998/9999]		
<b>Statistics [NW/ W]</b>	[Valid=0 /-] [Invalid=3149 /-]		
<b>Definition</b>	Q 108.b		
<b>Literal question</b>	In what month and year was he/she born?		
<b>Interviewer's instructions</b>	Ask 108 about each household member and write answers in the Household Grid.		
Value	Label	Cases	Percentage
9997	does not know	0	
9998	refusal	0	
9999	no response/not applicable	3149	
<i>Warning: these figures indicate the number of cases found in the data file. They cannot be interpreted as summary statistics of the population of interest.</i>			
# bhg6y_13: Yr of birth of hh member 13 (W2)			
<b>Information</b>	[Type= discrete] [Format=numeric] [Range= 1916-2401] [Missing=*/9997/9998/9999]		
<b>Statistics [NW/ W]</b>	[Valid=0 /-] [Invalid=3149 /-]		
<b>Definition</b>	Q 108.b		
<b>Literal question</b>	In what month and year was he/she born?		
<b>Interviewer's instructions</b>	Ask 108 about each household member and write answers in the Household Grid.		
Value	Label	Cases	Percentage
9997	does not know	0	
9998	refusal	0	
9999	no response/not applicable	3149	
<i>Warning: these figures indicate the number of cases found in the data file. They cannot be interpreted as summary statistics of the population of interest.</i>			
# bhg6y_14: Yr of birth of hh member 14			
<b>Information</b>	[Type= continuous] [Format=numeric] [Range= 2401-2401] [Missing=*/9997/9998/9999]		

# bhg6y_14: Yr of birth of hh member 14			
Statistics [NW/ W]	[Valid=0 /-] [Invalid=3149 /-]		
Definition	Q 108.b		
Literal question	In what month and year was he/she born?		
Interviewer's instructions	Ask 108 about each household member and write answers in the Household Grid.		
Value	Label	Cases	Percentage
9997	does not know	0	
9998	refusal	0	
9999	no response/not applicable	3149	
Warning: these figures indicate the number of cases found in the data file. They cannot be interpreted as summary statistics of the population of interest.			
# bhg7m_3: Mnth hh member (non-bio. child) first came to live with R: 3			
Information	[Type= discrete] [Format=numeric] [Range= 1-2401] [Missing=*/97/98/99]		
Statistics [NW/ W]	[Valid=43 /-] [Invalid=3106 /-]		
Definition	Q 110  FRA: one additional value "1501 - winter".		
Universe	if household member 3 is a non-biological child of the respondent		
Literal question	In what month and year did you and [name] first start living in the same household?		
Interviewer's instructions	Interviewer Instruction: Ask 110 about each non-biological child in the household (codes 4-6 in relationship with R). Write in Household Grid.		
Value	Label	Cases	Percentage
1	January	2	<div><div></div></div> 4.7%
2	February	4	<div><div></div></div> 9.3%
3	March	9	<div><div></div></div> 20.9%
4	April	3	<div><div></div></div> 7.0%
5	May	5	<div><div></div></div> 11.6%
6	June	4	<div><div></div></div> 9.3%
7	July	4	<div><div></div></div> 9.3%
8	August	3	<div><div></div></div> 7.0%
9	September	1	<div><div></div></div> 2.3%
10	October	2	<div><div></div></div> 4.7%
11	November	3	<div><div></div></div> 7.0%
12	December	3	<div><div></div></div> 7.0%
21	winter months at the beginning of the year (January, February)	0	
22	spring	0	
23	summer	0	
24	autumn	0	
25	winter at the end of the year (December)	0	
1501	winter	0	
97	does not know	0	
98	refusal	0	
99	no response/not applicable	1	
Sysmiss		3105	
Warning: these figures indicate the number of cases found in the data file. They cannot be interpreted as summary statistics of the population of interest.			
# bhg7m_4: Mnth hh member (non-bio. child) first came to live with R: 4			
Information	[Type= discrete] [Format=numeric] [Range= 1-2401] [Missing=*/97/98/99]		

# bhg7m_4: Mnth hh member (non-bio. child) first came to live with R: 4			
Statistics [NW/ W]	[Valid=13 /-] [Invalid=3136 /-]		
Definition	Q 110  FRA: one additional value "1501 - winter".		
Universe	if household member 4 is a non-biological child of the respondent		
Literal question	In what month and year did you and [name] first start living in the same household?		
Interviewer's instructions	Interviewer Instruction: Ask 110 about each non-biological child in the household (codes 4-6 in relationship with R). Write in Household Grid.		
Value	Label	Cases	Percentage
1	January	0	
2	February	1	<div></div> 7.7%
3	March	1	<div></div> 7.7%
4	April	2	<div></div> 15.4%
5	May	1	<div></div> 7.7%
6	June	2	<div></div> 15.4%
7	July	2	<div></div> 15.4%
8	August	0	
9	September	1	<div></div> 7.7%
10	October	0	
11	November	1	<div></div> 7.7%
12	December	2	<div></div> 15.4%
21	winter months at the beginning of the year (January, February)	0	
22	spring	0	
23	summer	0	
24	autumn	0	
25	winter at the end of the year (December)	0	
1501	winter	0	
97	does not know	0	
98	refusal	0	
99	no response/not applicable	0	
Sysmiss		3136	
Warning: these figures indicate the number of cases found in the data file. They cannot be interpreted as summary statistics of the population of interest.			
# bhg7m_5: Mnth hh member (non-bio. child) first came to live with R: 5			
Information	[Type= discrete] [Format=numeric] [Range= 1-2401] [Missing=*/97/98/99]		
Statistics [NW/ W]	[Valid=6 /-] [Invalid=3143 /-]		
Definition	Q 110  FRA: one additional value "1501 - winter".		
Universe	if household member 5 is a non-biological child of the respondent		
Literal question	In what month and year did you and [name] first start living in the same household?		
Interviewer's instructions	Interviewer Instruction: Ask 110 about each non-biological child in the household (codes 4-6 in relationship with R). Write in Household Grid.		
Value	Label	Cases	Percentage
1	January	0	
2	February	0	
3	March	0	

# bhg7m_5: Mnth hh member (non-bio. child) first came to live with R: 5			
Value	Label	Cases	Percentage
4	April	2	33.3%
5	May	0	
6	June	0	
7	July	2	33.3%
8	August	0	
9	September	0	
10	October	0	
11	November	2	33.3%
12	December	0	
21	winter months at the beginning of the year (January, February)	0	
22	spring	0	
23	summer	0	
24	autumn	0	
25	winter at the end of the year (December)	0	
1501	winter	0	
97	does not know	0	
98	refusal	0	
99	no response/not applicable	0	
Sysmiss		3143	
Warning: these figures indicate the number of cases found in the data file. They cannot be interpreted as summary statistics of the population of interest.			
# bhg7m_6: Mnth hh member (non-bio. child) first came to live with R: 6			
Information	[Type= discrete] [Format=numeric] [Range= 1-2401] [Missing=*/97/98/99]		
Statistics [NW/ W]	[Valid=2 /-] [Invalid=3147 /-]		
Definition	Q 110 FRA: one additional value "1501 - winter".		
Universe	if household member 6 is a non-biological child of the respondent		
Literal question	In what month and year did you and [name] first start living in the same household?		
Interviewer's instructions	Interviewer Instruction: Ask 110 about each non-biological child in the household (codes 4-6 in relationship with R). Write in Household Grid.		
Value	Label	Cases	Percentage
1	January	0	
2	February	0	
3	March	0	
4	April	0	
5	May	0	
6	June	0	
7	July	2	100.0%
8	August	0	
9	September	0	
10	October	0	
11	November	0	
12	December	0	
21	winter months at the beginning of the year (January, February)	0	
22	spring	0	



# bhg7m_6: Mnth hh member (non-bio. child) first came to live with R: 6			
Value	Label	Cases	Percentage
23	summer	0	
24	autumn	0	
25	winter at the end of the year (December)	0	
1501	winter	0	
97	does not know	0	
98	refusal	0	
99	no response/not applicable	0	
Sysmiss		3147	
Warning: these figures indicate the number of cases found in the data file. They cannot be interpreted as summary statistics of the population of interest.			
# bhg7y_3: Yr hh member (non-bio. child) first came to live with R: 3 (W2)			
Information	[Type= discrete] [Format=numeric] [Range= 1956-2401] [Missing=*/9997/9998/9999]		
Statistics [NW/ W]	[Valid=44 /-] [Invalid=3105 /-]		
Definition	Q 110		
Universe	if household member 3 is a non-biological child of the respondent		
Literal question	In what month and year did you and [name] first start living in the same household?		
Interviewer's instructions	Interviewer Instruction: Ask 110 about each non-biological child in the household (codes 4-6 in relationship with R). Write in Household Grid.		
Value	Label	Cases	Percentage
1974		1	<div></div> 2.3%
1975		1	<div></div> 2.3%
1978		1	<div></div> 2.3%
1980		1	<div></div> 2.3%
1982		1	<div></div> 2.3%
1983		1	<div></div> 2.3%
1986		2	<div></div> 4.5%
1987		1	<div></div> 2.3%
1989		1	<div></div> 2.3%
1990		2	<div></div> 4.5%
1991		1	<div></div> 2.3%
1992		1	<div></div> 2.3%
1993		2	<div></div> 4.5%
1994		1	<div></div> 2.3%
1995		2	<div></div> 4.5%
1996		3	<div></div> 6.8%
1997		4	<div></div> 9.1%
1998		1	<div></div> 2.3%
2000		2	<div></div> 4.5%
2001		2	<div></div> 4.5%
2002		2	<div></div> 4.5%
2003		1	<div></div> 2.3%
2004		1	<div></div> 2.3%
2005		2	<div></div> 4.5%
2006		5	<div></div> 11.4%
2007		2	<div></div> 4.5%

# bhg7y_3: Yr hh member (non-bio. child) first came to live with R: 3 (W2)			
Value	Label	Cases	Percentage
9997	does not know	0	
9998	refusal	0	
9999	no response/not applicable	0	
Sysmiss		3105	
<i>Warning: these figures indicate the number of cases found in the data file. They cannot be interpreted as summary statistics of the population of interest.</i>			
# bhg7y_4: Yr hh member (non-bio. child) first came to live with R: 4 (W2)			
Information	[Type= discrete] [Format=numeric] [Range= 1958-2401] [Missing=*/9997/9998/9999]		
Statistics [NW/ W]	[Valid=13 /-] [Invalid=3136 /-]		
Definition	Q 110		
Universe	if household member 4 is a non-biological child of the respondent		
Literal question	In what month and year did you and [name] first start living in the same household?		
Interviewer's instructions	Interviewer Instruction: Ask 110 about each non-biological child in the household (codes 4-6 in relationship with R). Write in Household Grid.		
Value	Label	Cases	Percentage
1988		1	<div></div> 7.7%
1993		1	<div></div> 7.7%
1995		1	<div></div> 7.7%
1996		1	<div></div> 7.7%
1998		1	<div></div> 7.7%
2000		1	<div></div> 7.7%
2002		2	<div></div> 15.4%
2003		2	<div></div> 15.4%
2005		1	<div></div> 7.7%
2006		1	<div></div> 7.7%
2007		1	<div></div> 7.7%
9997	does not know	0	
9998	refusal	0	
9999	no response/not applicable	0	
Sysmiss		3136	
<i>Warning: these figures indicate the number of cases found in the data file. They cannot be interpreted as summary statistics of the population of interest.</i>			
# bhg7y_5: Yr hh member (non-bio. child) first came to live with R: 5 (W2)			
Information	[Type= discrete] [Format=numeric] [Range= 1961-2401] [Missing=*/9997/9998/9999]		
Statistics [NW/ W]	[Valid=6 /-] [Invalid=3143 /-]		
Definition	Q 110		
Universe	if household member 5 is a non-biological child of the respondent		
Literal question	In what month and year did you and [name] first start living in the same household?		
Interviewer's instructions	Interviewer Instruction: Ask 110 about each non-biological child in the household (codes 4-6 in relationship with R). Write in Household Grid.		
Value	Label	Cases	Percentage
1998		1	<div></div> 16.7%
2002		3	<div></div> 50.0%
2003		1	<div></div> 16.7%
2007		1	<div></div> 16.7%

# bhg7y_5: Yr hh member (non-bio. child) first came to live with R: 5 (W2)			
Value	Label	Cases	Percentage
9997	does not know	0	
9998	refusal	0	
9999	no response/not applicable	0	
Sysmiss		3143	
Warning: these figures indicate the number of cases found in the data file. They cannot be interpreted as summary statistics of the population of interest.			
# bhg7y_6: Yr hh member (non-bio. child) first came to live with R: 6 (W2)			
Information	[Type= discrete] [Format=numeric] [Range= 1990-2401] [Missing=*/9997/9998/9999]		
Statistics [NW/ W]	[Valid=2 /-] [Invalid=3147 /-]		
Definition	Q 110		
Universe	if household member 6 is a non-biological child of the respondent		
Literal question	In what month and year did you and [name] first start living in the same household?		
Interviewer's instructions	Interviewer Instruction: Ask 110 about each non-biological child in the household (codes 4-6 in relationship with R). Write in Household Grid.		
Value	Label	Cases	Percentage
2002		1	50.0%
2007		1	50.0%
9997	does not know	0	
9998	refusal	0	
9999	no response/not applicable	0	
Sysmiss		3147	
Warning: these figures indicate the number of cases found in the data file. They cannot be interpreted as summary statistics of the population of interest.			
# bhg8_1: Activity of hh member 1 (hh members >= 14) (W2)			
Information	[Type= discrete] [Format=numeric] [Range= 1-2601] [Missing=*/97/98/99]		
Statistics [NW/ W]	[Valid=1 /-] [Invalid=3148 /-]		
Definition	Q 109  Country specific additional values: - AUS: "employed or self-employed". - DEU: "1401 - maternity/parental leave", "1402 - employed or self-employed". - FRA: "1501 - in apprenticeship or in paid training", "1502 - employed or self-employed". - GEO: "1301 - on maternity leave, parental leave or child-care leave". - RUS: "1201 - Working Pensioner". - POL: "2601- maternity leave"  ITA: Self-Employed are categorised as employed		
Literal question	Which of the items on the card best describes what you are mainly doing at present?		
Interviewer's instructions	Show Card 104: Activity. Write answers in Household Grid		
Value	Label	Cases	Percentage
1	student, in school, in vocational training	0	
2	employed	0	
3	self-employed	0	
4	helping family member in a family business or farm	0	
5	unemployed	0	
6	retired	1	100.0%
7	in military or social service	0	
8	homemaker	0	

# bhg8_1: Activity of hh member 1 (hh members >= 14) (W2)			
Value	Label	Cases	Percentage
9	maternity leave	0	
10	parental leave, care leave	0	
11	ill or disabled for a long time or permanently	0	
12	other status	0	
1201	Working Pensioner	0	
1301	on maternity leave, parental leave or child-care leave	0	
1401	maternity/parental leave	0	
1402	employed or self-employed	0	
1501	in apprenticeship or paid training	0	
1502	employed or self-employed	0	
2401	employed or self-employed	0	
2601	maternity leave	0	
97	does not know	0	
98	refusal	0	
99	no response/not applicable	0	
Sysmiss		3148	
Warning: these figures indicate the number of cases found in the data file. They cannot be interpreted as summary statistics of the population of interest.			
# bhg9_1: Disability of hh member 1 (W2)			
Information	[Type= discrete] [Format=numeric] [Range= 1-2] [Missing=*/7/8/9]		
Statistics [NW/ W]	[Valid=432 /-] [Invalid=2717 /-]		
Definition	Q 111		
Pre-question	Is any member of your household limited in his/her ability to carry out normal everyday activities, because of a physical or mental health problem or a disability?		
Literal question	Who are these persons?		
Interviewer's instructions	Tick mark in Column 'Disability' in Household Grid.		
Value	Label	Cases	Percentage
1	yes (disabled)	268	<div></div> 62.0%
2	no	164	<div></div> 38.0%
7	does not know	2717	
8	refusal	0	
9	no response/not applicable	0	
Warning: these figures indicate the number of cases found in the data file. They cannot be interpreted as summary statistics of the population of interest.			
# bhg9_2: Disability of hh member 2 (W2)			
Information	[Type= discrete] [Format=numeric] [Range= 1-2] [Missing=*/7/8/9]		
Statistics [NW/ W]	[Valid=432 /-] [Invalid=2717 /-]		
Definition	Q 111		
Pre-question	Is any member of your household limited in his/her ability to carry out normal everyday activities, because of a physical or mental health problem or a disability?		
Literal question	Who are these persons?		
Interviewer's instructions	Tick mark in Column 'Disability' in Household Grid.		
Value	Label	Cases	Percentage
1	yes (disabled)	121	<div></div> 28.0%
2	no	311	<div></div> 72.0%

# bhg9_2: Disability of hh member 2 (W2)			
Value	Label	Cases	Percentage
7	does not know	2717	
8	refusal	0	
9	no response/not applicable	0	
Warning: these figures indicate the number of cases found in the data file. They cannot be interpreted as summary statistics of the population of interest.			
# bhg9_3: Disability of hh member 3 (W2)			
Information	[Type= discrete] [Format=numeric] [Range= 1-2] [Missing=*7/8/9]		
Statistics [NW/ W]	[Valid=432 /-] [Invalid=2717 /-]		
Definition	Q 111		
Pre-question	Is any member of your household limited in his/her ability to carry out normal everyday activities, because of a physical or mental health problem or a disability?		
Literal question	Who are these persons?		
Interviewer's instructions	Tick mark in Column 'Disability' in Household Grid.		
Value	Label	Cases	Percentage
1	yes (disabled)	73	<div><div></div></div> 16.9%
2	no	359	<div><div></div></div> 83.1%
7	does not know	2717	
8	refusal	0	
9	no response/not applicable	0	
Warning: these figures indicate the number of cases found in the data file. They cannot be interpreted as summary statistics of the population of interest.			
# bhg9_4: Disability of hh member 4 (W2)			
Information	[Type= discrete] [Format=numeric] [Range= 1-2] [Missing=*7/8/9]		
Statistics [NW/ W]	[Valid=432 /-] [Invalid=2717 /-]		
Definition	Q 111		
Pre-question	Is any member of your household limited in his/her ability to carry out normal everyday activities, because of a physical or mental health problem or a disability?		
Literal question	Who are these persons?		
Interviewer's instructions	Tick mark in Column 'Disability' in Household Grid.		
Value	Label	Cases	Percentage
1	yes (disabled)	29	<div><div></div></div> 6.7%
2	no	403	<div><div></div></div> 93.3%
7	does not know	2717	
8	refusal	0	
9	no response/not applicable	0	
Warning: these figures indicate the number of cases found in the data file. They cannot be interpreted as summary statistics of the population of interest.			
# bhg9_5: Disability of hh member 5 (W2)			
Information	[Type= discrete] [Format=numeric] [Range= 1-2] [Missing=*7/8/9]		
Statistics [NW/ W]	[Valid=432 /-] [Invalid=2717 /-]		
Definition	Q 111		
Pre-question	Is any member of your household limited in his/her ability to carry out normal everyday activities, because of a physical or mental health problem or a disability?		
Literal question	Who are these persons?		
Interviewer's instructions	Tick mark in Column 'Disability' in Household Grid.		

# bhg9_5: Disability of hh member 5 (W2)			
Value	Label	Cases	Percentage
1	yes (disabled)	5	1.2%
2	no	427	98.8%
7	does not know	2717	
8	refusal	0	
9	no response/not applicable	0	
<i>Warning: these figures indicate the number of cases found in the data file. They cannot be interpreted as summary statistics of the population of interest.</i>			
# bhg9_6: Disability of hh member 6 (W2)			
Information	[Type= discrete] [Format=numeric] [Range= 1-2] [Missing=*/7/8/9]		
Statistics [NW/ W]	[Valid=432 /-] [Invalid=2717 /-]		
Definition	Q 111		
Pre-question	Is any member of your household limited in his/her ability to carry out normal everyday activities, because of a physical or mental health problem or a disability?		
Literal question	Who are these persons?		
Interviewer's instructions	Tick mark in Column 'Disability' in Household Grid.		
Value	Label	Cases	Percentage
1	yes (disabled)	2	0.5%
2	no	430	99.5%
7	does not know	2717	
8	refusal	0	
9	no response/not applicable	0	
<i>Warning: these figures indicate the number of cases found in the data file. They cannot be interpreted as summary statistics of the population of interest.</i>			
# bhg9_7: Disability of hh member 7 (W2)			
Information	[Type= discrete] [Format=numeric] [Range= 1-2] [Missing=*/7/8/9]		
Statistics [NW/ W]	[Valid=432 /-] [Invalid=2717 /-]		
Definition	Q 111		
Pre-question	Is any member of your household limited in his/her ability to carry out normal everyday activities, because of a physical or mental health problem or a disability?		
Literal question	Who are these persons?		
Interviewer's instructions	Tick mark in Column 'Disability' in Household Grid.		
Value	Label	Cases	Percentage
1	yes (disabled)	0	
2	no	432	100.0%
7	does not know	2717	
8	refusal	0	
9	no response/not applicable	0	
<i>Warning: these figures indicate the number of cases found in the data file. They cannot be interpreted as summary statistics of the population of interest.</i>			
# bhg9_8: Disability of hh member 8 (W2)			
Information	[Type= discrete] [Format=numeric] [Range= 1-2] [Missing=*/7/8/9]		
Statistics [NW/ W]	[Valid=432 /-] [Invalid=2717 /-]		
Definition	Q 111		
Pre-question	Is any member of your household limited in his/her ability to carry out normal everyday activities, because of a physical or mental health problem or a disability?		

# bhg9_8: Disability of hh member 8 (W2)			
<b>Literal question</b>		Who are these persons?	
<b>Interviewer's instructions</b>		Tick mark in Column 'Disability' in Household Grid.	
Value	Label	Cases	Percentage
1	yes (disabled)	0	
2	no	432	<div><div></div></div> 100.0%
7	does not know	2717	
8	refusal	0	
9	no response/not applicable	0	
<i>Warning: these figures indicate the number of cases found in the data file. They cannot be interpreted as summary statistics of the population of interest.</i>			
# bhg9_9: Disability of hh member 9 (W2)			
<b>Information</b>		[Type= discrete] [Format=numeric] [Range= 1-2] [Missing=*/7/8/9]	
<b>Statistics [NW/ W]</b>		[Valid=432 /-] [Invalid=2717 /-]	
<b>Definition</b>		Q 111	
<b>Pre-question</b>		Is any member of your household limited in his/her ability to carry out normal everyday activities, because of a physical or mental health problem or a disability?	
<b>Literal question</b>		Who are these persons?	
<b>Interviewer's instructions</b>		Tick mark in Column 'Disability' in Household Grid.	
Value	Label	Cases	Percentage
1	yes (disabled)	0	
2	no	432	<div><div></div></div> 100.0%
7	does not know	2717	
8	refusal	0	
9	no response/not applicable	0	
<i>Warning: these figures indicate the number of cases found in the data file. They cannot be interpreted as summary statistics of the population of interest.</i>			
# bhg9_10: Disability of hh member 10 (W2)			
<b>Information</b>		[Type= discrete] [Format=numeric] [Range= 1-2] [Missing=*/7/8/9]	
<b>Statistics [NW/ W]</b>		[Valid=0 /-] [Invalid=3149 /-]	
<b>Definition</b>		Q 111	
<b>Pre-question</b>		Is any member of your household limited in his/her ability to carry out normal everyday activities, because of a physical or mental health problem or a disability?	
<b>Literal question</b>		Who are these persons?	
<b>Interviewer's instructions</b>		Tick mark in Column 'Disability' in Household Grid.	
Value	Label	Cases	Percentage
1	yes (disabled)	0	
2	no	0	
7	does not know	0	
8	refusal	0	
9	no response/not applicable	3149	
<i>Warning: these figures indicate the number of cases found in the data file. They cannot be interpreted as summary statistics of the population of interest.</i>			
# bhg9_11: Disability of hh member 11 (W2)			
<b>Information</b>		[Type= discrete] [Format=numeric] [Range= 1-2] [Missing=*/7/8/9]	
<b>Statistics [NW/ W]</b>		[Valid=0 /-] [Invalid=3149 /-]	
<b>Definition</b>		Q 111	

# bhg9_11: Disability of hh member 11 (W2)			
<b>Pre-question</b>		Is any member of your household limited in his/her ability to carry out normal everyday activities, because of a physical or mental health problem or a disability?	
<b>Literal question</b>		Who are these persons?	
<b>Interviewer's instructions</b>		Tick mark in Column 'Disability' in Household Grid.	
Value	Label	Cases	Percentage
1	yes (disabled)	0	
2	no	0	
7	does not know	0	
8	refusal	0	
9	no response/not applicable	3149	
<i>Warning: these figures indicate the number of cases found in the data file. They cannot be interpreted as summary statistics of the population of interest.</i>			
# bhg9_12: Disability of hh member 12 (W2)			
<b>Information</b>		[Type= discrete] [Format=numeric] [Range= 1-2] [Missing=*/7/8/9]	
<b>Statistics [NW/ W]</b>		[Valid=0 /-] [Invalid=3149 /-]	
<b>Definition</b>		Q 111	
<b>Pre-question</b>		Is any member of your household limited in his/her ability to carry out normal everyday activities, because of a physical or mental health problem or a disability?	
<b>Literal question</b>		Who are these persons?	
<b>Interviewer's instructions</b>		Tick mark in Column 'Disability' in Household Grid.	
Value	Label	Cases	Percentage
1	yes (disabled)	0	
2	no	0	
7	does not know	0	
8	refusal	0	
9	no response/not applicable	3149	
<i>Warning: these figures indicate the number of cases found in the data file. They cannot be interpreted as summary statistics of the population of interest.</i>			
# bhg9_13: Disability of hh member 13 (W2)			
<b>Information</b>		[Type= discrete] [Format=numeric] [Range= 1-2] [Missing=*/7/8/9]	
<b>Statistics [NW/ W]</b>		[Valid=0 /-] [Invalid=3149 /-]	
<b>Definition</b>		Q 111	
<b>Pre-question</b>		Is any member of your household limited in his/her ability to carry out normal everyday activities, because of a physical or mental health problem or a disability?	
<b>Literal question</b>		Who are these persons?	
<b>Interviewer's instructions</b>		Tick mark in Column 'Disability' in Household Grid.	
Value	Label	Cases	Percentage
1	yes (disabled)	0	
2	no	0	
7	does not know	0	
8	refusal	0	
9	no response/not applicable	3149	
<i>Warning: these figures indicate the number of cases found in the data file. They cannot be interpreted as summary statistics of the population of interest.</i>			
# bhg9_14: Disability of hh member 14			
<b>Information</b>		[Type= discrete] [Format=numeric] [Range= 1-2] [Missing=*/7/8/9]	



# bhg9_14: Disability of hh member 14			
Statistics [NW/ W]	[Valid=0 /-] [Invalid=3149 /-]		
Definition	Q 111		
Pre-question	Is any member of your household limited in his/her ability to carry out normal everyday activities, because of a physical or mental health problem or a disability?		
Literal question	Who are these persons?		
Interviewer's instructions	Tick mark in Column 'Disability' in Household Grid.		
Value	Label	Cases	Percentage
1	yes (disabled)	0	
2	no	0	
7	does not know	0	
8	refusal	0	
9	no response/not applicable	3149	
Warning: these figures indicate the number of cases found in the data file. They cannot be interpreted as summary statistics of the population of interest.			
# bn103: Interviewed by {National Institute} in Wave 1 (W2)			
Information	[Type= discrete] [Format=numeric] [Range= 1-99] [Missing=*7/8/9]		
Statistics [NW/ W]	[Valid=3149 /-] [Invalid=0 /-]		
Literal question	Were you interviewed by { National Institute } three years ago?		
Value	Label	Cases	Percentage
1	yes	3149	<div></div> 100.0%
2	no	0	
7	does not know	0	
8	refusal	0	
9	no response/not applicable	0	
Warning: these figures indicate the number of cases found in the data file. They cannot be interpreted as summary statistics of the population of interest.			
# b119: Number of rooms (W2)			
Information	[Type= discrete] [Format=numeric] [Range= 1-9999] [Missing=*97/98/99]		
Statistics [NW/ W]	[Valid=3149 /-] [Invalid=0 /-]		
Definition	Q 118.		
Literal question	How many rooms are there in the dwelling where you live, NOT counting kitchens, bathrooms and toilets? Exclude also rooms used solely for business, hallways and utility rooms.		
Value	Label	Cases	Percentage
1		262	<div></div> 8.3%
2		929	<div></div> 29.5%
3		1193	<div></div> 37.9%
4		442	<div></div> 14.0%
5		196	<div></div> 6.2%
6		87	<div></div> 2.8%
7		19	<div></div> 0.6%
8		18	<div></div> 0.6%
9		2	<div></div> 0.1%
10		1	<div></div> 0.0%
97	does not know	0	
98	refusal	0	
99	no response/not applicable	0	

# b119: Number of rooms (W2)			
<i>Warning: these figures indicate the number of cases found in the data file. They cannot be interpreted as summary statistics of the population of interest.</i>			
# b121m: Mnth starting living in current dwelling			
Information	[Type= discrete] [Format=numeric] [Range= 1-2401] [Missing=*/97/98/99]		
Statistics [NW/ W]	[Valid=367 /-] [Invalid=2782 /-]		
Definition	Q 117		
Universe	If R's address has changed between the waves		
Literal question	In what month and year did you start living in this [type of accommodation]?		
Value	Label	Cases	Percentage
1	January	28	7.6%
2	February	26	7.1%
3	March	34	9.3%
4	April	31	8.4%
5	May	38	10.4%
6	June	34	9.3%
7	July	21	5.7%
8	August	20	5.4%
9	September	23	6.3%
10	October	21	5.7%
11	November	20	5.4%
12	December	18	4.9%
21	winter months at the beginning of the year (January, February)	14	3.8%
22	spring	13	3.5%
23	summer	21	5.7%
24	autumn	5	1.4%
25	winter at the end of the year (December)	0	
97	does not know	0	
98	refusal	0	
99	no response/not applicable	38	
Sysmiss		2744	
<i>Warning: these figures indicate the number of cases found in the data file. They cannot be interpreted as summary statistics of the population of interest.</i>			
# b121y: Yr starting living in current dwelling (W2)			
Information	[Type= discrete] [Format=numeric] [Range= 1924-2401] [Missing=*/9997/9998/9999]		
Statistics [NW/ W]	[Valid=395 /-] [Invalid=2754 /-]		
Definition	Q 117		
Universe	If R's address has changed between the waves		
Literal question	In what month and year did you start living in this [type of accommodation]?		
Value	Label	Cases	Percentage
1938		1	0.3%
1947		1	0.3%
1953		3	0.8%
1956		1	0.3%
1957		2	0.5%
1958		1	0.3%
1959		1	0.3%

# **# b121y: Yr starting living in current dwelling (W2)**

Value	Label	Cases	Percentage
1960		3	0.8%
1961		1	0.3%
1963		3	0.8%
1965		2	0.5%
1966		4	1.0%
1967		5	1.3%
1968		3	0.8%
1969		2	0.5%
1970		4	1.0%
1971		3	0.8%
1973		4	1.0%
1974		4	1.0%
1975		5	1.3%
1976		1	0.3%
1977		3	0.8%
1978		4	1.0%
1979		5	1.3%
1980		6	1.5%
1981		3	0.8%
1982		2	0.5%
1983		5	1.3%
1984		5	1.3%
1985		6	1.5%
1986		5	1.3%
1987		8	2.0%
1988		3	0.8%
1989		6	1.5%
1990		3	0.8%
1991		3	0.8%
1992		3	0.8%
1993		4	1.0%
1994		1	0.3%
1995		4	1.0%
1996		3	0.8%
1997		6	1.5%
1998		4	1.0%
1999		1	0.3%
2000		6	1.5%
2001		4	1.0%
2002		10	2.5%
2003		7	1.8%
2004		4	1.0%
2005		38	9.6%
2006		72	18.2%
2007		71	18.0%

# b121y: Yr starting living in current dwelling (W2)			
Value	Label	Cases	Percentage
2008		36	<div></div> 9.1%
2401	Date of birth not asked, over 24 yrs old	0	
9997	does not know	0	
9998	refusal	0	
9999	no response/not applicable	10	
Sysmiss		2744	
Warning: these figures indicate the number of cases found in the data file. They cannot be interpreted as summary statistics of the population of interest.			
# b121AgeR: R's age of starting to live in current dwelling (W2)			
Information	[Type= discrete] [Format=numeric] [Range= 0-9999] [Missing=*/997/998/999]		
Statistics [NW/ W]	[Valid=395 /-] [Invalid=2754 /-]		
Definition	Derived variable from Q 117.		
Universe	If R's address has changed between the waves		
Literal question	In what month and year did you start living in this [type of accommodation]?		
Notes	R's time of birth was deducted from HH grid. If information on the month of birth / month of starting to live in the current dwelling was missing, a 6 (june) was used in the calculation. Values 21-25 for month values are converted in the followig way: "Beginning of the Year" = "January-February"; "Spring" = "May"; "Summer" = "August"; "Autumn" = "October"; "End of Year" = "December".		
Value	Label	Cases	Percentage
0		24	<div></div> 6.1%
1		3	<div></div> 0.8%
2		2	<div></div> 0.5%
3		1	<div></div> 0.3%
4		1	<div></div> 0.3%
5		2	<div></div> 0.5%
9		1	<div></div> 0.3%
13		2	<div></div> 0.5%
14		1	<div></div> 0.3%
15		1	<div></div> 0.3%
16		2	<div></div> 0.5%
17		4	<div></div> 1.0%
18		3	<div></div> 0.8%
19		13	<div></div> 3.3%
20		15	<div></div> 3.8%
21		12	<div></div> 3.0%
22		13	<div></div> 3.3%
23		9	<div></div> 2.3%
24		12	<div></div> 3.0%
25		18	<div></div> 4.6%
26		15	<div></div> 3.8%
27		8	<div></div> 2.0%
28		25	<div></div> 6.3%
29		14	<div></div> 3.5%
30		9	<div></div> 2.3%
31		14	<div></div> 3.5%
32		13	<div></div> 3.3%

# # b121AgeR: R's age of starting to live in current dwelling (W2)

Value	Label	Cases	Percentage
33		8	2.0%
34		9	2.3%
35		13	3.3%
36		11	2.8%
37		7	1.8%
38		6	1.5%
39		6	1.5%
40		7	1.8%
41		7	1.8%
42		3	0.8%
43		4	1.0%
44		3	0.8%
45		5	1.3%
46		6	1.5%
47		4	1.0%
48		3	0.8%
49		2	0.5%
50		6	1.5%
51		5	1.3%
52		4	1.0%
53		4	1.0%
54		1	0.3%
55		1	0.3%
56		4	1.0%
57		2	0.5%
58		2	0.5%
59		4	1.0%
60		3	0.8%
61		3	0.8%
62		1	0.3%
63		2	0.5%
64		2	0.5%
65		2	0.5%
66		2	0.5%
67		1	0.3%
68		1	0.3%
73		1	0.3%
74		2	0.5%
76		1	0.3%
997	does not know	0	
998	refusal	0	
999	no response/not applicable	10	
Sysmiss		2744	

Warning: these figures indicate the number of cases found in the data file. They cannot be interpreted as summary statistics of the population of interest.

# b122: HH's ownership status towards the dwelling (W2)			
Information	[Type= discrete] [Format=numeric] [Range= 1-2806] [Missing=*/7/8/9]		
Statistics [NW/ W]	[Valid=3149 /-] [Invalid=0 /-]		
Definition	Q 119.  Country-specific additional values: - CZE: "2805 - cooperative housing", "2806 - employer provides housing". - FRA: "1501 - becoming an owner". - NLD: "1801 - respondent or other household member is owner", "1802 - non-privatly owned dwelling". - POL: "2601 - cooperative member's right of ownership of dwelling (premises) / separate ownership of dwelling (premises)", "2602 - cooperative member's right of occupancy of premises", "2603 - municipal dwelling", "2604 - living by the family", "2805 - cooperative housing", "2806-employer provides housing"		
Literal question	Does your household own or rent this accommodation or does it come rent-free?		
Value	Label	Cases	Percentage
1	owner	1911	<div><div></div></div> 60.7%
2	tenant or subtenant, paying rent	760	<div><div></div></div> 24.1%
3	accommodation is provided rent-free	89	<div><div></div></div> 2.8%
4	other	30	<div><div></div></div> 1.0%
1501	becoming an owner	0	
1801	respondent or other household member is owner	0	
1802	non-privatly owned dwelling	0	
2601	cooperative member's right of ownership of dwelling (premises) / separate ownership of dwelling (premises)	0	
2602	cooperative member's right of occupancy of premises	0	
2603	municipal dwelling	0	
2604	living by the family	0	
2805	cooperative housing	344	<div><div></div></div> 10.9%
2806	employer provides housing	15	<div><div></div></div> 0.5%
7	does not know	0	
8	refusal	0	
9	no response/not applicable	0	
Warning: these figures indicate the number of cases found in the data file. They cannot be interpreted as summary statistics of the population of interest.			
# b145: Satisfaction with dwelling (see satisfaction scale) (W2)			
Information	[Type= discrete] [Format=numeric] [Range= 0-1804] [Missing=*/97/98/99]		
Statistics [NW/ W]	[Valid=3149 /-] [Invalid=0 /-]		
Definition	Q 120.  RUS, five country-specific values: "1101 - Very Good", "1102 - Good", "1103 - Satisfactory", "1104 - Bad", "1105 - Very Bad".		
Pre-question	Show Card 120: Satisfaction Scale.		
Literal question	How satisfied are you with your dwelling? On a scale from 0 to 10 where 0 means 'not at all satisfied' and 10 means 'completely satisfied' and 5 means 'about average', what number best represents your satisfaction with your dwelling? Please use this card and tell me the value on the scale.		
Value	Label	Cases	Percentage
0	0=not at all satisfied	30	<div><div></div></div> 1.0%
1		19	<div><div></div></div> 0.6%
2		36	<div><div></div></div> 1.1%
3		47	<div><div></div></div> 1.5%
4		50	<div><div></div></div> 1.6%
5		282	<div><div></div></div> 9.0%

# b145: Satisfaction with dwelling (see satisfaction scale) (W2)

Value	Label	Cases	Percentage
6		201	6.4%
7		353	11.2%
8		549	17.4%
9		477	15.1%
10	10=completely satisfied	1105	35.1%
1101	Very Good	0	
1102	Good	0	
1103	Satisfactory	0	
1104	Bad	0	
1105	Very Bad	0	
97	does not know	0	
98	refusal	0	
99	no response/not applicable	0	

Warning: these figures indicate the number of cases found in the data file. They cannot be interpreted as summary statistics of the population of interest.

# b146: Intention to move within the next 3 yrs				
Information	[Type= discrete] [Format=numeric] [Range= 1-2403] [Missing=*/7/8/9]			
Statistics [NW/ W]	[Valid=3149 /-] [Invalid=0 /-]			
Definition	Q 121.  Only country-specific values: - AUS: "2401 - YES", "2402 - No", "2403 - Maybe".			
Literal question	Do you intend to move within the next three years?			
Value	Label	Cases	Percentage	
1	definitely not	2036	<div></div>	64.7%
2	probably not	623	<div></div>	19.8%
3	probably yes	314	<div></div>	10.0%
4	definitely yes	176	<div></div>	5.6%
2401	Yes	0		
2402	No	0		
2403	Maybe	0		
7	does not know	0		
8	refusal	0		
9	no response/not applicable	0		
Warning: these figures indicate the number of cases found in the data file. They cannot be interpreted as summary statistics of the population of interest.				
# b147: Distance of move				
Information	[Type= discrete] [Format=numeric] [Range= 1-2404] [Missing=*/7/8/9]			
Statistics [NW/ W]	[Valid=490 /-] [Invalid=2659 /-]			
Definition	Q 122.  Country-specific values: - BGR: "1101 - to another region in the country", "1102 - another settlement in the same municipality", "1103 - to another dwelling within the same settlement".			
Universe	If code 3 or 4 on Q 121.			
Literal question	Would that be to another country, to another municipality or within the same municipality?			
Value	Label	Cases	Percentage	
1	to another country	35	<div></div>	7.1%
2	to another municipality	119	<div></div>	24.3%
3	within the same municipality	268	<div></div>	54.7%
4	within the country, but cannot say where	68	<div></div>	13.9%
1101	to another region in the country	0		
1102	another settlement in the same municipality	0		
1103	to another dwelling within the same settlement	0		
7	does not know	0		
8	refusal	0		
9	no response/not applicable	0		
Sysmiss		2659		
Warning: these figures indicate the number of cases found in the data file. They cannot be interpreted as summary statistics of the population of interest.				
# b148: Highest reached education level (country-spec. list) (W2)				
Information	[Type= discrete] [Format=numeric] [Range= 0-2402] [Missing=*/97/98/99]			
Statistics [NW/ W]	[Valid=3149 /-] [Invalid=0 /-]			
Definition	Q 112.			



# b148: Highest reached education level (country-spec. list) (W2)			
	Country-specific additional values: - BGR: "1101 - secondary education level (all kinds)". - DEU: "1401 - still pupil", "1402 - still in training", "1403 - other education". - ITA: "1701 - isced 5A-6", "1702 - isced 5A", "1703 - isced 5A-5B".  Only country-specific values: - FRA: "1501 - 0-isc97", "1502 - 1-2-isc97", "1503 - 3a- ISCED 97", "1504 - 3b-ISCED 97", "1505 - 3c- ISCED 97", "1506 - 5a-6-ISCED 97", "1507 - 5b-ISCED 97".		
<b>Pre-question</b>	Show Card 112 [Country-specific list to be compatible with ISCED]		
<b>Literal question</b>	What is the highest level of education you have successfully completed?		
Value	Label	Cases	Percentage
0	isc9d 0 - pre-primary education	0	
1	isc9d 1 - primary level	0	
2	isc9d 2 - lower secondary level	390	12.4%
3	isc9d 3 - upper secondary level	2149	68.2%
4	isc9d 4 - post secondary non-tertiary	120	3.8%
5	isc9d 5 - first stage of tertiary	67	2.1%
6	isc9d 6 - second stage of tertiary	423	13.4%
1101	secondary education level (all kinds)	0	
1401	still pupil	0	
1402	still in training	0	
1403	other education	0	
1501	0-ISCED 97	0	
1502	1-2-ISCED 97	0	
1503	3a- ISCED 97	0	
1504	3b-ISCED 97	0	
1505	3c- ISCED 97	0	
1506	5a-6-ISCED 97	0	
1507	5b-ISCED 97	0	
1701	isc9d 5A-6	0	
1702	isc9d 5A	0	
1703	isc9d 5A-5B	0	
97	does not know	0	
98	refusal	0	
99	no response/not applicable	0	
<i>Warning: these figures indicate the number of cases found in the data file. They cannot be interpreted as summary statistics of the population of interest.</i>			
# b149: Main subject of studies (see list of subjects) (W2)			
<b>Information</b>	[Type= discrete] [Format=numeric] [Range= 0-9999] [Missing=*/997/998/999]		
<b>Statistics [NW/ W]</b>	[Valid=2759 /-] [Invalid=390 /-]		
<b>Definition</b>	Q 113.  - CZE, 30 country specific values: "2801-Computer Systems and Informatics", "2802-Life sciences other disciplines (geology, geography, chemistry, biology, protection)", "2803-Mining, metallurgy", "2804-Engineering and other metal workshop production", "2805-Electrical engineering", "2806-silicate chemistry, technical chemistry", "2807-Food industry", "2808-Textiles, leather, plastic, and rubber production", "2809-processing of wood and production and repair of musical instruments", "2810-Printing, paper processing, film and photography", "2811-Architecture, construction, geodesy, cartography, spatial planning", "2812-Transport, post and telecommunications", "2813-Special technological disciplines (hydrology, energy)", "2814-Agriculture & forestry", "2815-Veterinary sciences", "2816-Medical science and health (doctor, dentists, hygienists nurse)", "2817-Pharmaceutical industries", "2818-Humanities & social sciences (philosophy, theology, sociology, political science)", "2819-Historical science, archeology", "2820-Business and economics (banking,		

## # b149: Main subject of studies (see list of subjects) (W2)

	<p>management)", "2821-Economics and organization (technical administration, hotel school, family business)", "2822-Economics and Services", "2823-Law", "2824-Teaching", "2826-Arts (cultural studies, literary science, art history of arts)", "2827-Applied arts and handicraft (music, dance, film)", "2828-Military", "2829-Police", "2830-Other industries".</p> <p>- FRA 15 country specific values "1510 - General", "1511 - Mathematics and Sciences", "1512 - Human Sciences", "1513 - Literature and arts", "1520 - technology of production", "1521 - Agriculture, fishing, environment", "1522 - Transformation industry", "1523 - construction, wood", "1524 - Matériaux souples", "1525 - Mecanic, electricity, electronic", "1531 - Trade and management", "1532 - Communication and information", "1533 - Services to persons", "1534 - Public Services", "1541 - Individual capabilities.</p> <p>- POL: two additional country-specific values: "2601-other", "general / no subject field (e.g. primary, lower secondary or general secondary education)"</p>
--	---

**Literal question** What was the main subject matter of these studies?

**Post-question** Write exact answer.

Value	Label	Cases	Percentage
0	General programmes	0	
1	Basic programmes	0	
2	Humanities and Arts	0	
3	Social Sciences, business and law	0	
4	Science	0	
5	Engineering, manufacturing and construction	0	
6	Agriculture	0	
7	Health and Welfare	0	
8	Services	0	
9	Personal development	0	
14	Teacher training and education science	0	
21	Arts	0	
22	Humanities	0	
31	Social and behavioural science	0	
32	Journalism and information	0	
34	Business and administration	0	
38	Law	0	
42	Life sciences	0	
44	Physical sciences	0	
46	Mathematics and statistics	0	
48	Computing	0	
52	Engineering and engineering trades	0	
54	Manufacturing and processing	0	
58	Architecture and building	0	
62	Agriculture, forestry and fishery	0	
64	Veterinary	0	
72	Health	0	
76	Social services	0	
81	Personal services	0	
84	Transport services	0	
85	Environmental protection	0	
86	Security services	0	
100	Teacher training and education science	0	
200	Humanities, languages and arts	0	

**# b149: Main subject of studies (see list of subjects) (W2)**

Value	Label	Cases	Percentage
222	Foreign languages	0	
300	Social sciences, business and law	0	
400	Science, mathematics and computing	0	
420	Life science (including biology environmental science)	0	
440	Physical science (including Physics, Chemistry and Earth sci	0	
460	Mathematics and statistics	0	
481	Computer science	0	
482	Computer use	0	
500	Engineering, manufacturing and construction	0	
600	Agriculture and veterinary	0	
700	Health and welfare	0	
800	Services	0	
900	Unknown	0	
1000	LEGISLATORS, SENIOR OFFICIALS, MANAGERS	0	
1100	LEGISLATORS AND SENIOR OFFICIALS	0	
1110	Legislators	0	
1120	Senior government officials	0	
1130	Traditional chiefs and heads of villages	0	
1140	Senior officials of special-interest organizations	0	
1141	Senior officials of political-party organisations	0	
1142	Senior officials of employers', workers' and other econ	0	
1143	Senior officials of humanitarian and other special-inte	0	
1200	CORPORATE MANAGERS	0	
1210	Directors and chief executives	0	
1220	Production and operations department managers	0	
1221	Production and operations department managers in agricu	0	
1222	Production and operations department managers in manufa	0	
1223	Production and operations department managers in constr	0	
1224	Production and operations department managers in wholes	0	
1225	Production and operations department managers in restau	0	
1226	Production and operations department managers in transp	0	
1227	Production and operations department managers in busine	0	
1228	Production and operations department managers in person	0	
1229	Production and operations department managers not elsew	0	
1230	Other Department Managers	0	
1231	Finance and administration department managers	0	
1232	Personnel and industrial relations department managers	0	
1233	Sales and marketing department managers	0	
1234	Advertising and public relations department managers	0	
1235	Supply and distribution department managers	0	
1236	Computing services department managers	0	
1237	Research and development department managers	0	
1239	Other department managers not elsewhere classified	0	
1300	GENERAL MANAGERS	0	
1310	General Managers	0	

**# b149: Main subject of studies (see list of subjects) (W2)**

Value	Label	Cases	Percentage
1311	General managers in agriculture, hunting, forestry/ and	0	
1312	General managers in manufacturing	0	
1313	General managers in construction	0	
1314	General managers in wholesale and retail trade	0	
1315	General managers of restaurants and hotels	0	
1316	General managers in transport, storage and communicatio	0	
1317	General managers of business services	0	
1318	General managers in personal care, cleaning and related	0	
1319	General managers not elsewhere classified	0	
1510	General	0	
1511	Mathematics and Sciences	0	
1512	Human Sciences	0	
1513	Literature and arts	0	
1520	tecnhology of production	0	
1521	Agriculture, fishing, environment	0	
1522	Transformation industry	0	
1523	construction, wood	0	
1524	Matériaux souples	0	
1525	Mecanic, electricity, electronic	0	
1531	Trade and management	0	
1532	Communication and information	0	
1533	Services to persons	0	
1534	Public Services	0	
1541	Individual capabilities	0	
2000	PROFESSIONALS	0	
2100	PHYSICAL, MATHEMATICAL AND ENGINEERING SCIENCE PROFESSION	0	
2110	Physicists, chemists and related professionals	0	
2111	Physicists and astronomers	0	
2112	Meteorologists	0	
2113	Chemists	0	
2114	Geologists and geophysicists	0	
2120	Mathematicians, Statisticians and Related Professionals	0	
2121	Mathematicians and related professionals	0	
2122	Statisticians	0	
2130	Computing Professionals	0	
2131	Computer systems designers and analysts	0	
2132	Computer programmers	0	
2139	Computing professionals not elsewhere classified	0	
2140	Architects, Engineers and Related Professionals	0	
2141	Architects, town and traffic planners	0	
2142	Civil engineers	0	
2143	Electrical engineers	0	
2144	Electronics and telecommunications engineers	0	
2145	Mechanical engineers	0	

## # b149: Main subject of studies (see list of subjects) (W2)

Value	Label	Cases	Percentage
2146	Chemical engineers	0	
2147	Mining engineers, metallurgists and related professiona	0	
2148	Cartographers and surveyors	0	
2149	Architects, engineers and related professionals not els	0	
2200	LIFE SCIENCE AND HEALTH PROFESSIONALS	0	
2210	Life Science Professionals	0	
2211	Biologists, botanists, zoologists and related professio	0	
2212	Pharmacologists, pathologists and related professionals	0	
2213	Agronomists and related professionals	0	
2220	Health Professionals (except Nursing)	0	
2221	Medical doctors	0	
2222	Dentists	0	
2223	Veterinarians	0	
2224	Pharmacists	0	
2229	Health professionals (except nursing) not elsewhere cla	0	
2230	Nursing and midwifery professionals	0	
2300	TEACHING PROFESSIONALS	0	
2310	College, university and higher education teaching profe	0	
2320	Secondary education teaching professionals	0	
2330	Primary and Pre-Primary Education Teaching Professionals	0	
2331	Primary education teaching professionals	0	
2332	Pre-primary education teaching professionals	0	
2340	Special education teaching professionals	0	
2350	Other Teaching Professionals	0	
2351	Education methods specialists	0	
2352	School inspectors	0	
2359	Other teaching professionals not elsewhere classified	0	
2400	OTHER PROFESSIONALS	0	
2410	Business Professionals	0	
2411	Accountants	0	
2412	Personnel and careers professionals	0	
2419	Business professionals not elsewhere classified	0	
2420	Legal Professionals	0	
2421	Lawyers	0	
2422	Judges	0	
2429	Legal professionals not elsewhere classified	0	
2430	Archivists, Librarians and Related Information Professio	0	
2431	Archivists and curators	0	
2432	Librarians and related information professionals	0	
2440	Social Science and Related Professionals	0	
2441	Economists	0	
2442	Sociologists, anthropologists and related professionals	0	
2443	Philosophers, historians and political scientists	0	
2444	Philologists, translators and interpreters	0	
2445	Psychologists	0	

**# b149: Main subject of studies (see list of subjects) (W2)**

Value	Label	Cases	Percentage
2446	Social work professionals	0	
2450	Writers and Creative or Performing Artists	0	
2451	Authors, journalists and other writers	0	
2452	Sculptors, painters and related artists	0	
2453	Composers, musicians and singers	0	
2454	Choreographers and dancers	0	
2455	Film, stage and related actors and directors	0	
2460	Religious professionals	0	
2470	Public service administrative professionals [EU-COM]	0	
2601	other	0	
2602	general / no subject field (e.g. primary, lower secondary or general secondary education)	0	
2801	Computer Systems and Informatics	26	0.9%
2802	Life sciences other disciplines (geology, geography, chemist	47	1.7%
2803	Mining, metallurgy	42	1.5%
2804	Engineering and other metal workshop production	470	17.0%
2805	Electrical engineering	151	5.5%
2806	silicate chemistry, technical chemistry	40	1.4%
2807	Food industry	139	5.0%
2808	Textiles, leather, plastic, and rubber production	171	6.2%
2809	processing of wood and production and repair of musical inst	42	1.5%
2810	Printing, paper processing, film and photography	17	0.6%
2811	Architecture, construction, geodesy, cartography, spatial pl	138	5.0%
2812	Transport, post and telecommunications	78	2.8%
2813	Special technological disciplines (hydrology, energy)	17	0.6%
2814	Agriculture & forestry	127	4.6%
2815	Veterinary sciences	7	0.3%
2816	Medical science and health (doctor, dentists, hygienists nur	127	4.6%
2817	Pharmaceutical industries	10	0.4%
2818	Humanities & social sciences (philosophy, theology, sociolog	81	2.9%
2819	Historical science, archeology	3	0.1%
2820	Business and economics (banking, management)	202	7.3%
2821	Economics and organization (technical administration, hotel	209	7.6%
2822	Economics and Services	210	7.6%
2823	Law	20	0.7%
2824	Teaching	168	6.1%
2825	Culture	0	
2826	Arts (cultural studies, literary science, art history of arts	9	0.3%
2827	Applied arts and handicraft (music, dance, film)	14	0.5%
2828	Military	21	0.8%
2829	Police	6	0.2%
2830	Other industries	167	6.1%
3000	TECHNICIANS AND ASSOCIATE PROFESSIONALS	0	
3100	PHYSICAL AND ENGINEERING SCIENCE ASSOCIATE PROFESSIONALS	0	
3110	Physical and Engineering Science Technicians	0	

**# b149: Main subject of studies (see list of subjects) (W2)**

Value	Label	Cases	Percentage
3111	Chemical and physical science technicians	0	
3112	Civil engineering technicians	0	
3113	Electrical engineering technicians	0	
3114	Electronics and telecommunications engineering technici	0	
3115	Mechanical engineering technicians	0	
3116	Chemical engineering technicians	0	
3117	Mining and metallurgical technicians	0	
3118	Draughtspersons	0	
3119	Physical and engineering science technicians not elsewh	0	
3120	Computer Associate Professionals	0	
3121	Computer assistants	0	
3122	Computer equipment operators	0	
3123	Industrial robot controllers	0	
3130	Optical and Electronic Equipment Operators	0	
3131	Photographers and image and sound recording equipment o	0	
3132	Broadcasting and telecommunications equipment operators	0	
3133	Medical equipment operators	0	
3139	Optical and electronic equipment operators not elsewhere	0	
3140	Ship and Aircraft Controllers and Technicians	0	
3141	Ships' engineers	0	
3142	Ships' deck officers and pilots	0	
3143	Aircraft pilots and related associate professionals	0	
3144	Air traffic controllers	0	
3145	Air traffic safety technicians	0	
3150	Safety and Quality Inspectors	0	
3151	Building and fire inspectors	0	
3152	Safety, health and quality inspectors	0	
3200	LIFE SCIENCE AND HEALTH ASSOCIATE PROFESSIONALS	0	
3210	Life Science Technicians and Related Associate Professio	0	
3211	Life science technicians	0	
3212	Agronomy and forestry technicians	0	
3213	Farming and forestry advisers	0	
3220	Modern Health Associate Professionals (except Nursing)	0	
3221	Medical assistants	0	
3222	Sanitarians	0	
3223	Dieticians and nutritionists	0	
3224	Optometrists and opticians	0	
3225	Dental assistants	0	
3226	Physiotherapists and related associate professionals	0	
3227	Veterinary assistants	0	
3228	Pharmaceutical assistants	0	
3229	Modern health associate professionals (except nursing)	0	
3230	Nursing and Midwifery Associate Professionals	0	
3231	Nursing associate professionals	0	
3232	Midwifery associate professionals	0	

**# b149: Main subject of studies (see list of subjects) (W2)**

Value	Label	Cases	Percentage
3240	Traditional Medicine Practitioners and Faith Healers	0	
3241	Traditional medicine practitioners	0	
3242	Faith healers	0	
3300	TEACHING ASSOCIATE PROFESSIONALS	0	
3310	Primary education teaching associate professionals	0	
3320	Pre-primary education teaching associate professionals	0	
3330	Special education teaching associate professionals	0	
3340	Other teaching associate professionals	0	
3400	OTHER ASSOCIATE PROFESSIONALS	0	
3410	Finance and Sales Associate Professionals	0	
3411	Securities and finance dealers and brokers	0	
3412	Insurance representatives	0	
3413	Estate agents	0	
3414	Travel consultants and organisers	0	
3415	Technical and commercial sales representatives	0	
3416	Buyers	0	
3417	Appraisers, valuers and auctioneers	0	
3419	Finance and sales associate professionals not elsewhere	0	
3420	Business Services Agents and Trade Brokers	0	
3421	Trade brokers	0	
3422	Clearing and forwarding agents	0	
3423	Employment agents and labour contractors	0	
3429	Business services agents and trade brokers not elsewhere	0	
3430	Administrative Associate Professionals	0	
3431	Administrative secretaries and related associate profes	0	
3432	Legal and related business associate professionals	0	
3433	Bookkeepers	0	
3434	Statistical, mathematical and related associate profess	0	
3439	Administrative associate professionals not elsewhere cl	0	
3440	Customs, Tax and Related Government Associate Profession	0	
3441	Customs and border inspectors	0	
3442	Government tax and excise officials	0	
3443	Government social benefits officials	0	
3444	Government licensing officials	0	
3449	Customs, tax and related government associate professio	0	
3450	Police inspectors and detectives	0	
3460	Social work associate professionals	0	
3470	Artistic, Entertainment and Sports Associate Professiona	0	
3471	Decorators and commercial designers	0	
3472	Radio, television and other announcers	0	
3473	Street, night-club and related musicians, singers and d	0	
3474	Clowns, magicians, acrobats and related associate profe	0	
3475	Athletes, sportspersons and related associate professio	0	
3480	Religious associate professionals	0	
4000	CLERKS	0	



**# b149: Main subject of studies (see list of subjects) (W2)**

Value	Label	Cases	Percentage
4100	OFFICE CLERKS	0	
4110	Secretaries and Keyboard-Operating Clerks	0	
4111	Stenographers and typists	0	
4112	Word-processor and related operators	0	
4113	Data entry operators	0	
4114	Calculating-machine operators	0	
4115	Secretaries	0	
4120	Numerical Clerks	0	
4121	Accounting and bookkeeping clerks	0	
4122	Statistical and finance clerks	0	
4130	Material-Recording and Transport Clerks	0	
4131	Stock clerks	0	
4132	Production clerks	0	
4133	Transport clerks	0	
4140	Library, Mail and Related Clerks	0	
4141	Library and filing clerks	0	
4142	Mail carriers and sorting clerks	0	
4143	Coding, proof-reading and related clerks	0	
4144	Scribes and related workers	0	
4190	Other office clerks	0	
4200	CUSTOMER SERVICES CLERKS	0	
4210	Cashiers, Tellers and Related Clerks	0	
4211	Cashiers and ticket clerks	0	
4212	Tellers and other counter clerks	0	
4213	Bookmakers and croupiers	0	
4214	Pawnbrokers and money-lenders	0	
4215	Debt-collectors and related workers	0	
4220	Client Information Clerks	0	
4221	Travel agency and related clerks	0	
4222	Receptionists and information clerks	0	
4223	Telephone switchboard operators	0	
5000	SERVICE WORKERS AND SHOP AND MARKET SALES WORKERS	0	
5100	PERSONAL AND PROTECTIVE SERVICES WORKERS	0	
5110	Travel Attendants and Related Workers	0	
5111	Travel attendants and travel stewards	0	
5112	Transport conductors	0	
5113	Travel guides	0	
5120	Housekeeping and Restaurant Services Workers	0	
5121	Housekeepers and related workers	0	
5122	Cooks	0	
5123	Waiters, waitresses and bartenders	0	
5130	Personal Care and Related Workers	0	
5131	Child-care workers	0	
5132	Institution-based personal care workers	0	

**# b149: Main subject of studies (see list of subjects) (W2)**

Value	Label	Cases	Percentage
5133	Home-based personal care workers	0	
5139	Personal care and related workers not elsewhere classif	0	
5140	Other Personal Services Workers	0	
5141	Hairdressers, barbers, beauticians and related workers	0	
5142	Companions and valets	0	
5143	Undertakers and embalmers	0	
5149	Other personal services workers not elsewhere classifie	0	
5150	Astrologers, Fortune-Tellers and Related Workers	0	
5151	Astrologers and related workers	0	
5152	Fortune-tellers, palmists and related workers	0	
5160	Protective Services Workers	0	
5161	Fire-fighters	0	
5162	Police officers	0	
5163	Prison guards	0	
5169	Protective services workers not elsewhere classified	0	
5200	MODELS, SALESPERSONS AND DEMONSTRATORS	0	
5210	Fashion and other models	0	
5220	Shop salespersons and demonstrators	0	
5230	Stall and market salespersons	0	
6000	6 SKILLED AGRICULTURAL AND FISHERY WORKERS	0	
6100	MARKET-ORIENTED SKILLED AGRICULTURAL AND FISHERY WORKERS	0	
6110	Market Gardeners and Crop Growers	0	
6111	Field crop and vegetable growers	0	
6112	Tree and shrub crop growers	0	
6113	Gardeners, horticultural and nursery growers	0	
6114	Mixed-crop growers	0	
6120	Market-Oriented Animal Producers and Related Workers	0	
6121	Dairy and livestock producers	0	
6122	Poultry producers	0	
6123	Apiarists and sericulturists	0	
6124	Mixed-animal producers	0	
6129	Market-oriented animal producers and related workers no	0	
6130	Market-oriented crop and animal producers	0	
6140	Forestry and Related Workers	0	
6141	Forestry workers and loggers	0	
6142	Charcoal burners and related workers	0	
6150	615 Fishery Workers, Hunters and Trappers	0	
6151	6151 Aquatic-life cultivation workers	0	
6152	Inland and coastal waters fishery workers	0	
6153	Deep-sea fishery workers	0	
6154	Hunters and trappers	0	
6200	SUBSISTENCE AGRICULTURAL AND FISHERY WORKERS	0	
6210	Subsistence agricultural and fishery workers	0	
7000	CRAFT AND RELATED TRADES WORKERS	0	

**# b149: Main subject of studies (see list of subjects) (W2)**

Value	Label	Cases	Percentage
7100	EXTRACTION AND BUILDING TRADES WORKERS	0	
7110	Miners, Shotfirers, Stone Cutters and Carvers	0	
7111	Miners and quarry workers	0	
7112	Shotfirers and blasters	0	
7113	Stone splitters, cutters and carvers	0	
7120	Building Frame and Related Trades Workers	0	
7121	Builders, traditional materials	0	
7122	Bricklayers and stonemasons	0	
7123	Concrete placers, concrete finishers and related worker	0	
7124	Carpenters and joiners	0	
7129	Building frame and related trades workers not elsewhere	0	
7130	Building Finishers and Related Trades Workers	0	
7131	Roofers	0	
7132	Floor layers and tile setters	0	
7133	Plasterers	0	
7134	Insulation workers	0	
7135	Glaziers	0	
7136	Plumbers and pipe fitters	0	
7137	Building and related electricians	0	
7139	Building and installation workers n.e.c. (CH ONLY)	0	
7140	Painters, Building Structure Cleaners and Related Trades	0	
7141	Painters and related workers	0	
7142	Varnishers and related painters	0	
7143	Building structure cleaners	0	
7200	METAL, MACHINERY AND RELATED TRADES WORKERS	0	
7210	Metal Moulders, Welders, Sheet-Metal Workers, Structural	0	
7211	Metal moulders and coremakers	0	
7212	Welders and flamecutters	0	
7213	Sheet metal workers	0	
7214	Structural-metal preparers and erectors	0	
7215	Riggers and cable splicers	0	
7216	Underwater workers	0	
7220	Blacksmiths, Tool-Makers and Related Trades Workers	0	
7221	Blacksmiths, hammer-smiths and forging-press workers	0	
7222	Tool-makers and related workers	0	
7223	Machine-tool setters and setter-operators	0	
7224	Metal wheel-grinders, polishers and tool sharpeners	0	
7230	Machinery Mechanics and Fitters	0	
7231	Motor vehicle mechanics and fitters	0	
7232	Aircraft engine mechanics and fitters	0	
7233	Agricultural- or industrial-machinery mechanics and fit	0	
7240	Electrical and Electronic Equipment Mechanics and Fitter	0	
7241	Electrical mechanics and fitters	0	
7242	Electronics fitters	0	
7243	Electronics mechanics and servicers	0	

**# b149: Main subject of studies (see list of subjects) (W2)**

Value	Label	Cases	Percentage
7244	Telegraph and telephone installers and servicers	0	
7245	Electrical line installers, repairers and cable jointer	0	
7300	PRECISION, HANDICRAFT, PRINTING AND RELATED TRADES WORKER	0	
7310	Precision Workers In Metal and Related Materials	0	
7311	Precision-instrument makers and repairers	0	
7312	Musical instrument makers and tuners	0	
7313	Jewellery and precious-metal workers	0	
7320	Potters, Glass-Makers and Related Trades Workers	0	
7321	Abrasive wheel formers, potters and related workers	0	
7322	Glass makers, cutters, grinders and finishers	0	
7323	Glass engravers and etchers	0	
7324	Glass, ceramics and related decorative painters	0	
7330	Handicraft Workers In Wood, Textile, Leather and Related	0	
7331	Handicraft workers in wood and related materials	0	
7332	Handicraft workers in textile, leather and related mate	0	
7340	Printing and Related Trades Workers	0	
7341	Compositors, typesetters and related workers	0	
7342	Stereotypers and electrotypers	0	
7343	Printing engravers and etchers	0	
7344	Photographic and related workers	0	
7345	Bookbinders and related workers	0	
7346	Silk-screen, block and textile printers	0	
7400	OTHER CRAFT AND RELATED TRADES WORKERS	0	
7410	Food Processing and Related Trades Workers	0	
7411	Butchers, fishmongers and related food preparers	0	
7412	Bakers, pastry-cooks and confectionery makers	0	
7413	Dairy-products makers	0	
7414	Fruit, vegetable and related preservers	0	
7415	Food and beverage tasters and graders	0	
7416	Tobacco preparers and tobacco products makers	0	
7420	Wood Treaters, Cabinet-Makers and Related Trades Workers	0	
7421	Wood treaters	0	
7422	Cabinet makers and related workers	0	
7423	Woodworking machine setters and setter-operators	0	
7424	Basketry weavers, brush makers and related workers	0	
7430	Textile, Garment and Related Trades Workers	0	
7431	Fibre preparers	0	
7432	Weavers, knitters and related workers	0	
7433	Tailors, dressmakers and hatters	0	
7434	Furriers and related workers	0	
7435	Textile, leather and related pattern-makers and cutters	0	
7436	Sewers, embroiderers and related workers	0	
7437	Upholsterers and related workers	0	
7440	Pelt, Leather and Shoemaking Trades Workers	0	

**# b149: Main subject of studies (see list of subjects) (W2)**

Value	Label	Cases	Percentage
7441	Pelt dressers, tanners and fellmongers	0	
7442	Shoe-makers and related workers	0	
8000	PLANT AND MACHINE OPERATORS AND ASSEMBLERS	0	
8100	STATIONARY-PLANT AND RELATED OPERATORS	0	
8110	Mining- and Mineral-Processing-Plant Operators	0	
8111	Mining-plant operators	0	
8112	Mineral-ore- and stone-processing-plant operators	0	
8113	Well drillers and borers and related workers	0	
8120	Metal-Processing-Plant Operators	0	
8121	Ore and metal furnace operators	0	
8122	Metal melters, casters and rolling-mill operators	0	
8123	Metal-heat-treating-plant operators	0	
8124	Metal drawers and extruders	0	
8130	Glass, Ceramics and Related Plant Operators	0	
8131	Glass and ceramics kiln and related machine operators	0	
8139	Glass, ceramics and related plant operators not elsewhe	0	
8140	Wood-Processing- and Papermaking-Plant Operators	0	
8141	Wood-processing-plant operators	0	
8142	Paper-pulp plant operators	0	
8143	Papermaking-plant operators	0	
8150	Chemical-Processing-Plant Operators	0	
8151	Crushing-, grinding- and chemical-mixing-machinery oper	0	
8152	Chemical-heat-treating-plant operators	0	
8153	Chemical-filtering- and separating-equipment operators	0	
8154	Chemical-still and reactor operators (except petroleum	0	
8155	Petroleum- and natural-gas-refining-plant operators	0	
8159	Chemical-processing-plant operators not elsewhere class	0	
8160	Power-Production and Related Plant Operators	0	
8161	Power-production plant operators	0	
8162	Steam-engine and boiler operators	0	
8163	Incinerator, water-treatment and related plant operator	0	
8170	Automated-Assembly-Line and Industrial-Robot Operators	0	
8171	Automated-assembly-line operators	0	
8172	Industrial-robot operators	0	
8200	MACHINE OPERATORS AND ASSEMBLERS	0	
8210	Metal- and Mineral-Products Machine Operators	0	
8211	Machine-tool operators	0	
8212	Cement and other mineral products machine operators	0	
8220	Chemical-Products Machine Operators	0	
8221	8221 Pharmaceutical- and toiletry-products machine operators	0	
8222	Ammunition- and explosive-products machine operators	0	
8223	Metal finishing-, plating- and coating-machine operator	0	
8224	8224 Photographic-products machine operators	0	
8229	Chemical-products machine operators not elsewhere class	0	
8230	Rubber- and Plastic-Products Machine Operators	0	

**# b149: Main subject of studies (see list of subjects) (W2)**

Value	Label	Cases	Percentage
8231	Rubber-products machine operators	0	
8232	Plastic-products machine operators	0	
8240	Wood products machine operators	0	
8250	Printing-, Binding- and Paper-Products Machine Operators	0	
8251	Printing-machine operators	0	
8252	Bookbinding-machine operators	0	
8253	Paper-products machine operators	0	
8260	Textile-, Fur- and Leather-Products Machine Operators	0	
8261	Fibre-preparing-, spinning- and winding-machine operators	0	
8262	Weaving- and knitting-machine operators	0	
8263	Sewing-machine operators	0	
8264	Bleaching-, dyeing- and cleaning-machine operators	0	
8265	Fur- and leather-preparing-machine operators	0	
8266	Shoemaking- and related machine operators	0	
8269	Textile-, fur- and leather-products machine operators n	0	
8270	Food and Related Products Machine Operators	0	
8271	Meat- and fish-processing-machine operators	0	
8272	Dairy-products machine operators	0	
8273	Grain- and spice-milling-machine operators	0	
8274	Baked-goods, cereal and chocolate-products machine operators	0	
8275	Fruit-, vegetable- and nut-processing-machine operators	0	
8276	Sugar production machine operators	0	
8277	Tea-, coffee-, and cocoa-processing-machine operators	0	
8278	Brewers, wine and other beverage machine operators	0	
8279	Tobacco production machine operators	0	
8280	Assemblers	0	
8281	Mechanical-machinery assemblers	0	
8282	Electrical-equipment assemblers	0	
8283	Electronic-equipment assemblers	0	
8284	Metal-, rubber- and plastic-products assemblers	0	
8285	Wood and related products assemblers	0	
8286	Paperboard, textile and related products assemblers	0	
8290	Other machine operators and assemblers	0	
8300	DRIVERS AND MOBILE-PLANT OPERATORS	0	
8310	Locomotive-Engine Drivers and Related Workers	0	
8311	Locomotive-engine drivers	0	
8312	Railway brakemen, signallers and shunters	0	
8320	Motor-Vehicle Drivers	0	
8321	Motor-cycle drivers	0	
8322	Car, taxi and van drivers	0	
8323	Bus and tram drivers	0	
8324	Heavy-truck and lorry drivers	0	
8330	Agricultural and Other Mobile-Plant Operators	0	
8331	Motorised farm and forestry plant operators	0	
8332	Earth-moving- and related plant operators	0	

**# b149: Main subject of studies (see list of subjects) (W2)**

Value	Label	Cases	Percentage
8333	Crane, hoist and related plant operators	0	
8334	Lifting-truck operators	0	
8340	Ships' deck crews and related workers	0	
9000	ELEMENTARY OCCUPATIONS	0	
9100	SALES AND SERVICES ELEMENTARY OCCUPATIONS	0	
9110	Street Vendors and Related Workers	0	
9111	Street food vendors	0	
9112	Street vendors, non-food products	0	
9113	Door-to-door and telephone salespersons	0	
9120	Shoe cleaning and other street services' elementary occ	0	
9130	Domestic and Related Helpers, Cleaners and Launderers	0	
9131	Domestic helpers and cleaners	0	
9132	Helpers and cleaners in offices, hotels and other estab	0	
9133	Hand-launderers and pressers	0	
9140	Building Caretakers, Window and Related Cleaners	0	
9141	Building caretakers	0	
9142	Vehicle, window and related cleaners	0	
9150	Messengers, Porters, Doorkeepers and Related Workers	0	
9151	Messengers, package and luggage porters and deliverers	0	
9152	Doorkeepers, watchpersons and related workers	0	
9153	Vending-machine money collectors, meter readers and rel	0	
9160	Garbage Collectors and Related Labourers	0	
9161	Garbage collectors	0	
9162	Sweepers and related labourers	0	
9200	AGRICULTURAL, FISHERY AND RELATED LABOURERS	0	
9210	Agricultural, Fishery and Related Labourers	0	
9211	Farm-hands and labourers	0	
9212	Forestry labourers	0	
9213	Fishery, hunting and trapping labourers	0	
9300	LABOURERS IN MINING, CONSTRUCTION, MANUFACTURING AND TRAN	0	
9310	Mining and Construction Labourers	0	
9311	Mining and quarrying labourers	0	
9312	Construction and maintenance labourers: roads, dams and	0	
9313	Building construction labourers	0	
9320	Manufacturing Labourers	0	
9321	Assembling labourers	0	
9322	Hand packers and other manufacturing labourers	0	
9330	Transport Labourers and Freight Handlers	0	
9331	Hand or pedal vehicle drivers	0	
9332	Drivers of animal-drawn vehicles and machinery	0	
9333	Freight handlers	0	
9997	does not know	0	
9998	refusal	0	
9999	not applicable/no response	0	

# b149: Main subject of studies (see list of subjects) (W2)			
Value	Label	Cases	Percentage
997	does not know	0	
998	refusal	390	
999	no response/not applicable	0	
Warning: these figures indicate the number of cases found in the data file. They cannot be interpreted as summary statistics of the population of interest.			
# b150m: Mnth of reaching this degree			
Information	[Type= discrete] [Format=numeric] [Range= 1-2401] [Missing=*/97/98/99]		
Statistics [NW/ W]	[Valid=3060 /-] [Invalid=89 /-]		
Definition	Q 114 FRA, one additional valu: "1501 - winter".		
Literal question	In what month and year did you reach that level?		
Value	Label	Cases	Percentage
1	January	12	0.4%
2	February	16	0.5%
3	March	8	0.3%
4	April	12	0.4%
5	May	290	9.5%
6	June	2283	74.6%
7	July	69	2.3%
8	August	15	0.5%
9	September	82	2.7%
10	October	14	0.5%
11	November	10	0.3%
12	December	46	1.5%
21	winter months at the beginning of the year (January, February)	8	0.3%
22	spring	152	5.0%
23	summer	31	1.0%
24	autumn	12	0.4%
25	winter at the end of the year (December)	0	
96	Not possible to determine	0	
1501	winter	0	
97	does not know	0	
98	refusal	0	
99	no response/not applicable	89	
Warning: these figures indicate the number of cases found in the data file. They cannot be interpreted as summary statistics of the population of interest.			
# b150y: Yr of reaching this degree (W2)			
Information	[Type= discrete] [Format=numeric] [Range= 1932-2401] [Missing=*/9997/9998/9999]		
Statistics [NW/ W]	[Valid=3100 /-] [Invalid=49 /-]		
Definition	Q 114		
Literal question	In what month and year did you reach that level?		
Value	Label	Cases	Percentage
1935		1	0.0%
1937		1	0.0%
1941		1	0.0%



# **# b150y: Yr of reaching this degree (W2)**



















Value	Label	Cases	Percentage
1943		3	0.1%
1944		10	0.3%
1945		11	0.4%
1946		9	0.3%
1947		20	0.6%
1948		28	0.9%
1949		31	1.0%
1950		25	0.8%
1951		27	0.9%
1952		28	0.9%
1953		37	1.2%
1954		38	1.2%
1955		46	1.5%
1956		35	1.1%
1957		51	1.6%
1958		52	1.7%
1959		49	1.6%
1960		42	1.4%
1961		59	1.9%
1962		37	1.2%
1963		42	1.4%
1964		53	1.7%
1965		59	1.9%
1966		63	2.0%
1967		54	1.7%
1968		78	2.5%
1969		59	1.9%
1970		56	1.8%
1971		56	1.8%
1972		57	1.8%
1973		47	1.5%
1974		46	1.5%
1975		57	1.8%
1976		56	1.8%
1977		55	1.8%
1978		54	1.7%
1979		38	1.2%
1980		51	1.6%
1981		49	1.6%
1982		50	1.6%
1983		67	2.2%
1984		61	2.0%
1985		65	2.1%
1986		63	2.0%
1987		68	2.2%

# b150y: Yr of reaching this degree (W2)			
Value	Label	Cases	Percentage
1988		72	2.3%
1989		68	2.2%
1990		72	2.3%
1991		65	2.1%
1992		57	1.8%
1993		52	1.7%
1994		53	1.7%
1995		59	1.9%
1996		32	1.0%
1997		47	1.5%
1998		39	1.3%
1999		38	1.2%
2000		43	1.4%
2001		38	1.2%
2002		38	1.2%
2003		51	1.6%
2004		47	1.5%
2005		44	1.4%
2006		71	2.3%
2007		49	1.6%
2008		20	0.6%
9997	does not know	0	
9998	refusal	0	
9999	no response/not applicable	49	
Warning: these figures indicate the number of cases found in the data file. They cannot be interpreted as summary statistics of the population of interest.			
# b150AgeR: R's age of achieving the current education level (W2)			
Information	[Type= discrete] [Format=numeric] [Range= 0-9999] [Missing=*/997/998/999]		
Statistics [NW/ W]	[Valid=3099 /-] [Invalid=50 /-]		
Definition	Derived variable from Q 114.		
Literal question	In what month and year did you reach that level?		
Notes	R's time of birth was deducted from HH grid. If information on the month of birth / month of achieving the current education level was missing, a 6 (june) was used in the calculation. Values 21-25 for month values are converted in the following way: "Beginning of the Year" = "January-February"; "Spring" = "May"; "Summer" = "August"; "Autumn" = "October"; "End of Year" = "December".		
Value	Label	Cases	Percentage
0		1	0.0%
1		1	0.0%
4		2	0.1%
5		3	0.1%
6		5	0.2%
7		7	0.2%
8		3	0.1%
9		2	0.1%
10		5	0.2%
11		5	0.2%

# # b150AgeR: R's age of achieving the current education level (W2)

Value	Label	Cases	Percentage
12		9	0.3%
13		102	3.3%
14		214	6.9%
15		127	4.1%
16		319	10.3%
17		793	25.6%
18		537	17.3%
19		220	7.1%
20		89	2.9%
21		79	2.5%
22		100	3.2%
23		113	3.6%
24		88	2.8%
25		54	1.7%
26		32	1.0%
27		29	0.9%
28		20	0.6%
29		10	0.3%
30		15	0.5%
31		7	0.2%
32		17	0.5%
33		11	0.4%
34		17	0.5%
35		5	0.2%
36		9	0.3%
37		7	0.2%
38		6	0.2%
39		4	0.1%
40		2	0.1%
41		5	0.2%
42		5	0.2%
43		4	0.1%
44		3	0.1%
45		2	0.1%
46		1	0.0%
47		1	0.0%
48		4	0.1%
49		2	0.1%
51		2	0.1%
61		1	0.0%
997	does not know	0	
998	refusal	0	
999	no response/not applicable	49	
Sysmiss		1	

Warning: these figures indicate the number of cases found in the data file. They cannot be interpreted as summary statistics of the population of interest.

# bn151: Ever worked at least 6 consecutive months (W2)			
Information	[Type= discrete] [Format=numeric] [Range= 1-99] [Missing=*/7/8/9]		
Statistics [NW/ W]	[Valid=3149 /-] [Invalid=0 /-]		
Definition	Q 115. ITA: In Italy the question refers to 'ever worked' regardless of duration		
Literal question	Have you ever worked for a period of at least 6 consecutive months?		
Value	Label	Cases	Percentage
1	yes	2945	 93.5%
2	no	204	 6.5%
6	unknown	0	
7	does not know	0	
8	refusal	0	
9	no response/not applicable	0	
Warning: these figures indicate the number of cases found in the data file. They cannot be interpreted as summary statistics of the population of interest.			
# bn152m: Month of starting first paid work or business			
Information	[Type= discrete] [Format=numeric] [Range= 1-2401] [Missing=*/97/98/99]		
Statistics [NW/ W]	[Valid=2759 /-] [Invalid=390 /-]		
Definition	Q 116.		
Universe	If code 1 on Q 115.		
Literal question	When did you start working at this first paid job or business?		
Value	Label	Cases	Percentage
1	January	97	 3.5%
2	February	29	 1.1%
3	March	39	 1.4%
4	April	28	 1.0%
5	May	42	 1.5%
6	June	219	 7.9%
7	July	844	 30.6%
8	August	398	 14.4%
9	September	641	 23.2%
10	October	117	 4.2%
11	November	41	 1.5%
12	December	17	 0.6%
21	winter months at the beginning of the year (January, February)	28	 1.0%
22	spring	33	 1.2%
23	summer	157	 5.7%
24	autumn	29	 1.1%
25	winter at the end of the year (December)	0	
97	does not know	204	
98	refusal	0	
99	no response/not applicable	186	
Warning: these figures indicate the number of cases found in the data file. They cannot be interpreted as summary statistics of the population of interest.			
# bn152y: Year of starting first paid work or business			
Information	[Type= continuous] [Format=numeric] [Range= 1937-2401] [Missing=*/9997/9998/9999]		

# bn152y: Year of starting first paid work or business			
Statistics [NW/ W]	[Valid=2897 /-] [Invalid=252 /-]		
Definition	Q 116.		
Universe	If code 1 on Q 115.		
Literal question	When did you start working at this first paid job or business?		
Value	Label	Cases	Percentage
9997	does not know	204	
9998	refusal	0	
9999	no response/not applicable	48	
Warning: these figures indicate the number of cases found in the data file. They cannot be interpreted as summary statistics of the population of interest.			
# bn152AgeR: R's age when starting first paid work or business			
Information	[Type= continuous] [Format=numeric] [Range= 2-9999] [Missing=*/997/998/999]		
Statistics [NW/ W]	[Valid=2896 /-] [Invalid=253 /-]		
Definition	Derived variables from Q 116.		
Universe	If code 1 on Q 115.		
Literal question	When did you start working at this first paid job or business?		
Notes	R's time of birth was deducted from HH grid. If information on the month of birth / month of starting work or a business was missing, a 6 (june) was used in the calculation. Values 21-25 for month values are converted in the followig way: "Beginning of the Year" = "January-February"; "Spring" = "May"; "Summer" = "August"; "Autumn" = "October"; "End of Year" = "December".		
Value	Label	Cases	Percentage
997	does not know	204	
998	refusal	0	
999	no response/not applicable	48	
Warning: these figures indicate the number of cases found in the data file. They cannot be interpreted as summary statistics of the population of interest.			
# b202: Satisfaction child care task arrangements (see satisfaction scale) (W2)			
Information	[Type= discrete] [Format=numeric] [Range= 0-1804] [Missing=*/97/98/99]		
Statistics [NW/ W]	[Valid=529 /-] [Invalid=2620 /-]		
Definition	Q 202.		
Universe	If R's partner lives in the household AND if children younger than 14 are present in the household.		
Pre-question	Show Card 120: Satisfaction Scale.		
Literal question	How satisfied are you with the way childcare tasks are divided between you and your partner/spouse? Please use this card and tell me the value on the scale.		
Value	Label	Cases	Percentage
0	0=not at all satisfied	2	0.4%
1		1	0.2%
2		8	1.5%
3		5	0.9%
4		5	0.9%
5		43	8.1%
6		25	4.7%
7		56	10.6%
8		91	17.2%
9		86	16.3%
10	10=completely satisfied	207	39.1%

# b202: Satisfaction child care task arrangements (see satisfaction scale) (W2)			
Value	Label	Cases	Percentage
97	does not know	0	
98	refusal	0	
99	no response/not applicable	0	
Sysmiss		2620	
Warning: these figures indicate the number of cases found in the data file. They cannot be interpreted as summary statistics of the population of interest.			
# b203a: Regular help with child care (institutional/paid arrangement) (W2)			
Information	[Type= discrete] [Format=numeric] [Range= 1-99] [Missing=*/7/8/9]		
Statistics [NW/ W]	[Valid=608 /-] [Invalid=2541 /-]		
Definition	Q 203.a.  ITA: Question refers specifically to the youngest child under 13.		
Universe	If children younger than 14 are present in the household.		
Literal question	Do you get regular help with childcare from a day care centre, a nursery, or pre-school, an after school care-centre, a self organised childcare group, a babysitter, or from some other institutional or paid arrangement?		
Value	Label	Cases	Percentage
1	yes	201	33.1%
2	no	407	66.9%
6	unknown	0	
7	does not know	0	
8	refusal	0	
9	no response/not applicable	2541	
Warning: these figures indicate the number of cases found in the data file. They cannot be interpreted as summary statistics of the population of interest.			
# b203b_1: Mention alternatives childcare: 1 (W2)			
Information	[Type= discrete] [Format=numeric] [Range= 1-2107] [Missing=*/7/8/9]		
Statistics [NW/ W]	[Valid=201 /-] [Invalid=2948 /-]		
Definition	Q 203.b.  NLD: two specific items "1801 - institution like day care center", "1802 - guest-parent consultation organization".		
Universe	If code 1 on Q 203.a.		
Pre-question	Show Card 203: Professional childcare providers.		
Literal question	Please name all the alternatives from the card that are regularly used.		
Post-question	Ask 203c for each care mode mentioned in 203b		
Interviewer's instructions	Show Card 203: Professional childcare providers [Comment: A country-specific list that covers all institutional arrangements. All the arrangements on the card should also be mentioned in the question text.], and tick mark mentioned arrangements in the table below.		
Value	Label	Cases	Percentage
1	Babysitter (nanny)	0	
2	Day care centre	6	3.0%
3	Nursery or pre-school	135	67.2%
4	After-school care-centre	55	27.4%
5	Self-organized childcare group	0	
6	Other institutional arrangement	5	2.5%
1801	institution like day care center	0	
1802	guest-parent consultation organization	0	
7	does not know	0	

# b203b_1: Mention alternatives childcare: 1 (W2)			
Value	Label	Cases	Percentage
8	refusal	0	
9	no response/not applicable	0	
Sysmiss		2948	
Warning: these figures indicate the number of cases found in the data file. They cannot be interpreted as summary statistics of the population of interest.			
# b203b_2: Mention alternatives childcare: 2 (W2)			
Information	[Type= discrete] [Format=numeric] [Range= 1-2107] [Missing=*/7/8/9]		
Statistics [NW/ W]	[Valid=36 /-] [Invalid=3113 /-]		
Definition	Q 203.b.  NLD: two specific items "1801 - institution like day care center", "1802 - guest-parent consultation organization".		
Universe	If code 1 on Q 203.a.		
Pre-question	Show Card 203: Professional childcare providers.		
Literal question	Please name all the alternatives from the card that are regularly used.		
Post-question	Ask 203c for each care mode mentioned in 203b		
Interviewer's instructions	Show Card 203: Professional childcare providers [Comment: A country-specific list that covers all institutional arrangements. All the arrangements on the card should also be mentioned in the question text.], and tick mark mentioned arrangements in the table below.		
Value	Label	Cases	Percentage
1	Babysitter (nanny)	0	
2	Day care centre	0	
3	Nursery or pre-school	2	5.6%
4	After-school care-centre	32	88.9%
5	Self-organized childcare group	0	
6	Other institutional arrangement	2	5.6%
1801	institution like day care center	0	
1802	guest-parent consultation organization	0	
7	does not know	0	
8	refusal	0	
9	no response/not applicable	0	
Sysmiss		3113	
Warning: these figures indicate the number of cases found in the data file. They cannot be interpreted as summary statistics of the population of interest.			
# b203b_3: Mention alternatives childcare: 3 (W2)			
Information	[Type= discrete] [Format=numeric] [Range= 1-2107] [Missing=*/7/8/9]		
Statistics [NW/ W]	[Valid=2 /-] [Invalid=3147 /-]		
Definition	Q 203.b.  NLD: two specific items "1801 - institution like day care center", "1802 - guest-parent consultation organization".		
Universe	If code 1 on Q 203.a.		
Pre-question	Show Card 203: Professional childcare providers.		
Literal question	Please name all the alternatives from the card that are regularly used.		
Post-question	Ask 203c for each care mode mentioned in 203b		
Interviewer's instructions	Show Card 203: Professional childcare providers [Comment: A country-specific list that covers all institutional arrangements. All the arrangements on the card should also be mentioned in the question text.], and tick mark mentioned arrangements in the table below.		

# b203b_3: Mention alternatives childcare: 3 (W2)			
Value	Label	Cases	Percentage
1	Babysitter (nanny)	0	
2	Day care centre	0	
3	Nursery or pre-school	0	
4	After-school care-centre	1	50.0%
5	Self-organized childcare group	0	
6	Other institutional arrangement	1	50.0%
1801	institution like day care center	0	
1802	guest-parent consultation organization	0	
7	does not know	0	
8	refusal	0	
9	no response/not applicable	0	
Sysmiss		3147	
Warning: these figures indicate the number of cases found in the data file. They cannot be interpreted as summary statistics of the population of interest.			
# b203c_2: Freq. child care: 2 (W2)			
Information	[Type= discrete] [Format=numeric] [Range= 1-9999] [Missing=*/997/998/999]		
Statistics [NW/ W]	[Valid=6 /-] [Invalid=3143 /-]		
Definition	Q 203.c		
Universe	If code 1 on Q 203.a		
Literal question	How frequently do you make use of [mentioned arrangement]?		
Interviewer's instructions	Ask 203c for each care mode mentioned in 203b. Write in the table.		
Value	Label	Cases	Percentage
1		2	33.3%
2		1	16.7%
3		1	16.7%
5		2	33.3%
997	does not know	0	
998	refusal	0	
999	no response/not applicable	0	
Sysmiss		3143	
Warning: these figures indicate the number of cases found in the data file. They cannot be interpreted as summary statistics of the population of interest.			
# b203c_3: Freq. child care: 3 (W2)			
Information	[Type= discrete] [Format=numeric] [Range= 1-9999] [Missing=*/997/998/999]		
Statistics [NW/ W]	[Valid=137 /-] [Invalid=3012 /-]		
Definition	Q 203.c		
Universe	If code 1 on Q 203.a		
Literal question	How frequently do you make use of [mentioned arrangement]?		
Interviewer's instructions	Ask 203c for each care mode mentioned in 203b. Write in the table.		
Value	Label	Cases	Percentage
2		1	0.7%
3		4	2.9%
4		4	2.9%



# b203c_3: Freq. child care: 3 (W2)			
Value	Label	Cases	Percentage
5		120	<div><div></div></div> 87.6%
10		7	<div><div></div></div> 5.1%
20		1	<div><div></div></div> 0.7%
997	does not know	0	
998	refusal	0	
999	no response/not applicable	0	
Sysmiss		3012	
Warning: these figures indicate the number of cases found in the data file. They cannot be interpreted as summary statistics of the population of interest.			
# b203c_4: Freq. child care: 4 (W2)			
Information	[Type= discrete] [Format=numeric] [Range= 1-9999] [Missing=*/997/998/999]		
Statistics [NW/ W]	[Valid=88 /-] [Invalid=3061 /-]		
Definition	Q 203.c		
Universe	If code 1 on Q 203.a		
Literal question	How frequently do you make use of [mentioned arrangement]?		
Interviewer's instructions	Ask 203c for each care mode mentioned in 203b. Write in the table.		
Value	Label	Cases	Percentage
1		3	<div><div></div></div> 3.4%
2		2	<div><div></div></div> 2.3%
3		7	<div><div></div></div> 8.0%
4		12	<div><div></div></div> 13.6%
5		51	<div><div></div></div> 58.0%
10		11	<div><div></div></div> 12.5%
12		1	<div><div></div></div> 1.1%
20		1	<div><div></div></div> 1.1%
997	does not know	0	
998	refusal	0	
999	no response/not applicable	0	
Sysmiss		3061	
Warning: these figures indicate the number of cases found in the data file. They cannot be interpreted as summary statistics of the population of interest.			
# b203cu_2: Time unit freq. child care: 2 (W2)			
Information	[Type= discrete] [Format=numeric] [Range= 1-1807] [Missing=*/7/8/9]		
Statistics [NW/ W]	[Valid=6 /-] [Invalid=3143 /-]		
Definition	Q 203.c  Only country-specific items: - DEU: "1401-daily", "1402-on weekdays", "1403-more than once per week", "1404-once per week", "1405-more than once per month", "1406-once per month", "1407-more than once per year", "1408-once per year", "1409-rarely", "1410-never".		
Universe	If code 1 on Q 203.a		
Literal question	How frequently do you make use of [mentioned arrangement]?		
Interviewer's instructions	Ask 203c for each care mode mentioned in 203b. Write in the table.		
Value	Label	Cases	Percentage
1	week	6	<div><div></div></div> 100.0%

# b203cu_2: Time unit freq. child care: 2 (W2)				
Value	Label	Cases	Percentage	
2	month	0		
3	year	0		
1401	daily	0		
1402	on weekdays	0		
1403	more than once per week	0		
1404	once per week	0		
1405	more than once per month	0		
1406	once per month	0		
1407	more than once per year	0		
1408	once per year	0		
1409	rarely	0		
1410	never	0		
7	does not know	0		
8	refusal	0		
9	no response/not applicable	0		
Sysmiss		3143		
Warning: these figures indicate the number of cases found in the data file. They cannot be interpreted as summary statistics of the population of interest.				
# b203cu_3: Time unit freq. child care: 3 (W2)				
Information		[Type= discrete] [Format=numeric] [Range= 1-1807] [Missing=*/7/8/9]		
Statistics [NW/ W]		[Valid=137 /-] [Invalid=3012 /-]		
Definition		Q 203.c  Only country-specific items: - DEU: "1401-daily", "1402-on weekdays", "1403-more than once per week", "1404-once per week", "1405-more than once per month", "1406-once per month", "1407-more than once per year", "1408-once per year", "1409-rarely", "1410-never".		
Universe		If code 1 on Q 203.a		
Pre-question		Ask 203c for each care mode mentioned in 203b.		
Literal question		How frequently do you make use of [mentioned arrangement]?		
Interviewer's instructions		Ask 203c for each care mode mentioned in 203b. Write in the table.		
Value	Label	Cases	Percentage	
1	week	127	<div></div> 92.7%	
2	month	10	<div></div> 7.3%	
3	year	0		
1401	daily	0		
1402	on weekdays	0		
1403	more than once per week	0		
1404	once per week	0		
1405	more than once per month	0		
1406	once per month	0		
1407	more than once per year	0		
1408	once per year	0		
1409	rarely	0		
1410	never	0		
7	does not know	0		

# b203cu_3: Time unit freq. child care: 3 (W2)			
Value	Label	Cases	Percentage
8	refusal	0	
9	no response/not applicable	0	
Sysmiss		3012	
Warning: these figures indicate the number of cases found in the data file. They cannot be interpreted as summary statistics of the population of interest.			
# b203cu_4: Time unit freq. child care: 4 (W2)			
Information	[Type= discrete] [Format=numeric] [Range= 1-1807] [Missing=*/7/8/9]		
Statistics [NW/ W]	[Valid=87 /-] [Invalid=3062 /-]		
Definition	Q 203.c  Only country-specific items: - DEU: "1401-daily", "1402-on weekdays", "1403-more than once per week", "1404-once per week", "1405-more than once per month", "1406-once per month", "1407-more than once per year", "1408-once per year", "1409-rarely", "1410-never".		
Universe	If code 1 on Q 203.a		
Literal question	How frequently do you make use of [mentioned arrangement]?		
Interviewer's instructions	Ask 203c for each care mode mentioned in 203b. Write in the table.		
Value	Label	Cases	Percentage
1	week	73	83.9%
2	month	12	13.8%
3	year	2	2.3%
1401	daily	0	
1402	on weekdays	0	
1403	more than once per week	0	
1404	once per week	0	
1405	more than once per month	0	
1406	once per month	0	
1407	more than once per year	0	
1408	once per year	0	
1409	rarely	0	
1410	never	0	
7	does not know	0	
8	refusal	0	
9	no response/not applicable	0	
Sysmiss		3062	
Warning: these figures indicate the number of cases found in the data file. They cannot be interpreted as summary statistics of the population of interest.			
# b203c_2w: Freq. per week: childcare 2 (W2)			
Information	[Type= discrete] [Format=numeric] [Range= 0-9999] [Missing=*/997/998/999]		
Statistics [NW/ W]	[Valid=6 /-] [Invalid=3143 /-]		
Definition	Derived variable from Q 203.c.		
Universe	If code 1 on Q 203.a		
Literal question	How frequently do you make use of [mentioned arrangement]?		
Notes	Frequencies per month and year were converted to frequency per week. Values have been rounded to 1/10; values exceeding 1 have been rounded to the nearest integer.		

# b203c_2w: Freq. per week: childcare 2 (W2)			
Value	Label	Cases	Percentage
1		2	<div><div></div></div> 33.3%
2		1	<div><div></div></div> 16.7%
3		1	<div><div></div></div> 16.7%
5		2	<div><div></div></div> 33.3%
997	does not know	0	
998	refusal	0	
999	no response/not applicable	0	
Sysmiss		3143	
Warning: these figures indicate the number of cases found in the data file. They cannot be interpreted as summary statistics of the population of interest.			
# b203c_3w: Freq. per week: childcare 3 (W2)			
Information	[Type= discrete] [Format=numeric] [Range= 0-9999] [Missing=*/997/998/999]		
Statistics [NW/ W]	[Valid=137 /-] [Invalid=3012 /-]		
Definition	Derived variable from Q 203.c.		
Universe	If code 1 on Q 203.a		
Literal question	How frequently do you make use of [mentioned arrangement]?		
Notes	Frequencies per month and year were converted to frequency per week. Values have been rounded to 1/10; values exceeding 1 have been rounded to the nearest integer.		
Value	Label	Cases	Percentage
1		2	<div><div></div></div> 1.5%
2		1	<div><div></div></div> 0.7%
3		11	<div><div></div></div> 8.0%
4		3	<div><div></div></div> 2.2%
5		120	<div><div></div></div> 87.6%
997	does not know	0	
998	refusal	0	
999	no response/not applicable	0	
Sysmiss		3012	
Warning: these figures indicate the number of cases found in the data file. They cannot be interpreted as summary statistics of the population of interest.			
# b203c_4w: Freq. per week: childcare 4 (W2)			
Information	[Type= discrete] [Format=numeric] [Range= 0-9999] [Missing=*/997/998/999]		
Statistics [NW/ W]	[Valid=87 /-] [Invalid=3062 /-]		
Definition	Derived variable from Q 203.c.		
Universe	If code 1 on Q 203.a		
Literal question	How frequently do you make use of [mentioned arrangement]?		
Notes	Frequencies per month and year were converted to frequency per week. Values have been rounded to 1/10; values exceeding 1 have been rounded to the nearest integer.		
Value	Label	Cases	Percentage
0		1	<div><div></div></div> 1.1%
0.2000000029802		1	<div><div></div></div> 1.1%
1		2	<div><div></div></div> 2.3%
2		2	<div><div></div></div> 2.3%
3		18	<div><div></div></div> 20.7%
4		12	<div><div></div></div> 13.8%

# b203c_4w: Freq. per week: childcare 4 (W2)			
Value	Label	Cases	Percentage
5		51	<div><div></div></div> 58.6%
997	does not know	0	
998	refusal	0	
999	no response/not applicable	0	
Sysmiss		3062	
Warning: these figures indicate the number of cases found in the data file. They cannot be interpreted as summary statistics of the population of interest.			
# b204c_1w: Freq. per week: help with childcare from person 1 (W2)			
Information	[Type= discrete] [Format=numeric] [Range= 0-1501] [Missing=*/997/998/999]		
Statistics [NW/ W]	[Valid=249 /-] [Invalid=2900 /-]		
Definition	Q 204.c.		
Universe	If code 1 on Q 204.a		
Literal question	How frequently does [mentioned person] help to look after your children?		
Notes	Frequencies per month and year were converted to frequency per week. Values have been rounded to 1/10; values exceeding 1 have been rounded to the nearest integer.		
Value	Label	Cases	Percentage
0		2	<div><div></div></div> 0.8%
0.1000000014901		4	<div><div></div></div> 1.6%
0.3000000119209		11	<div><div></div></div> 4.4%
0.4000000059604		1	<div><div></div></div> 0.4%
0.5		25	<div><div></div></div> 10.0%
0.8000000119209		6	<div><div></div></div> 2.4%
1		36	<div><div></div></div> 14.5%
2		43	<div><div></div></div> 17.3%
3		22	<div><div></div></div> 8.8%
4		16	<div><div></div></div> 6.4%
5		32	<div><div></div></div> 12.9%
6		2	<div><div></div></div> 0.8%
7		49	<div><div></div></div> 19.7%
997	does not know	0	
998	refusal	0	
999	no response/not applicable	0	
Sysmiss		2900	
Warning: these figures indicate the number of cases found in the data file. They cannot be interpreted as summary statistics of the population of interest.			
# b204c_2w: Freq. per week: help with childcare from person 2 (W2)			
Information	[Type= discrete] [Format=numeric] [Range= 0-1501] [Missing=*/997/998/999]		
Statistics [NW/ W]	[Valid=166 /-] [Invalid=2983 /-]		
Definition	Q 204.c.		
Universe	If code 1 on Q 204.a		
Literal question	How frequently does [mentioned person] help to look after your children?		
Notes	Frequencies per month and year were converted to frequency per week. Values have been rounded to 1/10; values exceeding 1 have been rounded to the nearest integer.		
Value	Label	Cases	Percentage
0.1000000014901		6	<div><div></div></div> 3.6%

# b204c_2w: Freq. per week: help with childcare from person 2 (W2)			
Value	Label	Cases	Percentage
0.2000000029802		2	<div><div></div></div> 1.2%
0.3000000119209		22	<div><div></div></div> 13.3%
0.5		29	<div><div></div></div> 17.5%
0.8000000119209		6	<div><div></div></div> 3.6%
1		36	<div><div></div></div> 21.7%
2		26	<div><div></div></div> 15.7%
3		17	<div><div></div></div> 10.2%
4		4	<div><div></div></div> 2.4%
5		14	<div><div></div></div> 8.4%
7		4	<div><div></div></div> 2.4%
997	does not know	0	
998	refusal	0	
999	no response/not applicable	0	
Sysmiss		2983	
Warning: these figures indicate the number of cases found in the data file. They cannot be interpreted as summary statistics of the population of interest.			
# b204c_3w: Freq. per week: help with childcare from person 3 (W2)			
Information	[Type= discrete] [Format=numeric] [Range= 0-1501] [Missing=*/997/998/999]		
Statistics [NW/ W]	[Valid=91 /-] [Invalid=3058 /-]		
Definition	Q 204.c.		
Universe	If code 1 on Q 204.a		
Literal question	How frequently does [mentioned person] help to look after your children?		
Notes	Frequencies per month and year were converted to frequency per week. Values have been rounded to 1/10; values exceeding 1 have been rounded to the nearest integer.		
Value	Label	Cases	Percentage
0.1000000014901		5	<div><div></div></div> 5.5%
0.2000000029802		2	<div><div></div></div> 2.2%
0.3000000119209		16	<div><div></div></div> 17.6%
0.5		16	<div><div></div></div> 17.6%
0.8000000119209		4	<div><div></div></div> 4.4%
1		19	<div><div></div></div> 20.9%
2		16	<div><div></div></div> 17.6%
3		6	<div><div></div></div> 6.6%
4		4	<div><div></div></div> 4.4%
5		1	<div><div></div></div> 1.1%
7		2	<div><div></div></div> 2.2%
997	does not know	0	
998	refusal	0	
999	no response/not applicable	0	
Sysmiss		3058	
Warning: these figures indicate the number of cases found in the data file. They cannot be interpreted as summary statistics of the population of interest.			
# b204c_4w: Freq. per week: help with childcare from person 4 (W2)			
Information	[Type= discrete] [Format=numeric] [Range= 0-1501] [Missing=*/997/998/999]		
Statistics [NW/ W]	[Valid=49 /-] [Invalid=3100 /-]		
Definition	Q 204.c.		

# b204c_4w: Freq. per week: help with childcare from person 4 (W2)			
Universe	If code 1 on Q 204.a		
Literal question	How frequently does [mentioned person] help to look after your children?		
Notes	Frequencies per month and year were converted to frequency per week. Values have been rounded to 1/10; values exceeding 1 have been rounded to the nearest integer.		
Value	Label	Cases	Percentage
0		1	<div><div></div></div> 2.0%
0.1000000014901		2	<div><div></div></div> 4.1%
0.3000000119209		10	<div><div></div></div> 20.4%
0.5		8	<div><div></div></div> 16.3%
0.8000000119209		3	<div><div></div></div> 6.1%
1		13	<div><div></div></div> 26.5%
2		8	<div><div></div></div> 16.3%
3		2	<div><div></div></div> 4.1%
5		1	<div><div></div></div> 2.0%
7		1	<div><div></div></div> 2.0%
997	does not know	0	
998	refusal	0	
999	no response/not applicable	0	
Sysmiss		3100	
Warning: these figures indicate the number of cases found in the data file. They cannot be interpreted as summary statistics of the population of interest.			
# b204c_5w: Freq. per week: help with childcare from person 5 (W2)			
Information	[Type= discrete] [Format=numeric] [Range= 0-1501] [Missing=*/997/998/999]		
Statistics [NW/ W]	[Valid=21 /-] [Invalid=3128 /-]		
Definition	Q 204.c.		
Universe	If code 1 on Q 204.a		
Literal question	How frequently does [mentioned person] help to look after your children?		
Notes	Frequencies per month and year were converted to frequency per week. Values have been rounded to 1/10; values exceeding 1 have been rounded to the nearest integer.		
Value	Label	Cases	Percentage
0.1000000014901		2	<div><div></div></div> 9.5%
0.3000000119209		6	<div><div></div></div> 28.6%
0.5		2	<div><div></div></div> 9.5%
0.8000000119209		1	<div><div></div></div> 4.8%
1		3	<div><div></div></div> 14.3%
2		4	<div><div></div></div> 19.0%
3		1	<div><div></div></div> 4.8%
5		1	<div><div></div></div> 4.8%
7		1	<div><div></div></div> 4.8%
997	does not know	0	
998	refusal	0	
999	no response/not applicable	0	
Sysmiss		3128	
Warning: these figures indicate the number of cases found in the data file. They cannot be interpreted as summary statistics of the population of interest.			
# b204a: Regular help with child care (for whom caring for children is not a job) (W2)			
Information	[Type= discrete] [Format=numeric] [Range= 1-99] [Missing=*/7/8/9]		

# b204a: Regular help with child care (for whom caring for children is not a job) (W2)			
Statistics [NW/ W]	[Valid=608 /-] [Invalid=2541 /-]		
Definition	Q 204.a.		
Universe	If children younger than 14 are present in the household		
Literal question	Do you (also) get regular help with childcare from relatives or friends or other people for whom caring for children is not a job?		
Value	Label	Cases	Percentage
1	yes	249	<div><div></div></div> 41.0%
2	no	359	<div><div></div></div> 59.0%
7	does not know	0	
8	refusal	0	
9	no response/not applicable	2541	
Warning: these figures indicate the number of cases found in the data file. They cannot be interpreted as summary statistics of the population of interest.			
# b204b_1: Persons 1 from whom help is received (up to 5 persons) (W2)			
Information	[Type= discrete] [Format=numeric] [Range= 1-2602] [Missing=*/97/98/99]		
Statistics [NW/ W]	[Valid=249 /-] [Invalid=2900 /-]		
Definition	<p>Q 204.b.</p> <p>- AUS, eight additional items: "2401-Parent(s)", "2402-Parent(s)-in-law", "2403-Adult child (aged 15+ years)", "2404-Young child", "2405-child's brother or sister", "2406-child's grandparent", "2407-other relative", "2408-other non-resident parent".</p> <p>- ITA, two additional items: "1701-Grandparents", "1702-Brothers/Sisters".</p> <p>- NLD, four additional items: "1801 - both parents", "1802 - child(paid)", "1803 - other relative (paid)", "1804 - neighbour/aquaintance/friend (paid)".</p> <p>- POL two additional items: "2601-daughter of R's partner/spouse", "2602-son of R's partner/spouse".</p>		
Universe	If code 1 on Q 204.a		
Literal question	From whom do you get this help?		
Interviewer's instructions	Card: List of Providers and Receivers. Ask 204c for each care person mentioned in 204b.		
Value	Label	Cases	Percentage
1	partner/spouse	66	<div><div></div></div> 26.5%
2	mother	114	<div><div></div></div> 45.8%
3	father	6	<div><div></div></div> 2.4%
4	mother of R's partner/spouse	29	<div><div></div></div> 11.6%
5	father of R's partner/spouse	2	<div><div></div></div> 0.8%
6	son	2	<div><div></div></div> 0.8%
7	daughter	1	<div><div></div></div> 0.4%
8	step-son	0	
9	step-daughter	1	<div><div></div></div> 0.4%
10	grandmother	19	<div><div></div></div> 7.6%
11	grandfather	2	<div><div></div></div> 0.8%
12	granddaughter	0	
13	grandson	0	
14	sister	2	<div><div></div></div> 0.8%
15	brother	1	<div><div></div></div> 0.4%
16	another relative	1	<div><div></div></div> 0.4%
17	friend,acquaintance, neighbour, colleague	0	



# b204b_1: Persons 1 from whom help is received (up to 5 persons) (W2)			
Value	Label	Cases	Percentage
18	other person	3	1.2%
19	an organisation or a company	0	
1701	Grandparents	0	
1702	Brothers/Sisters	0	
1801	both parents	0	
1802	child(paid)	0	
1803	other relative (paid)	0	
1804	neighbour/aquaintance/friend (paid)	0	
2401	Parent(s)	0	
2402	Parent(s)-in-law	0	
2403	Adult child (aged 15+ years)	0	
2404	Young child	0	
2405	child's brother or sister	0	
2406	child's grandparent	0	
2407	other relative	0	
2408	other non-resident parent	0	
2601	daughter of R's partner/spouse	0	
2602	son of R's partner/spouse	0	
97	does not know	0	
98	refusal	0	
99	no response/not applicable	0	
Sysmiss		2900	
Warning: these figures indicate the number of cases found in the data file. They cannot be interpreted as summary statistics of the population of interest.			
# b204b_2: Persons 2 from whom help is received (up to 5 persons) (W2)			
Information	[Type= discrete] [Format=numeric] [Range= 1-2602] [Missing=*/97/98/99]		
Statistics [NW/ W]	[Valid=166 /-] [Invalid=2983 /-]		
Definition	<p>Q 204.b.</p> <p>- AUS, eight additional items: "2401-Parent(s)", "2402-Parent(s)-in-law", "2403-Adult child (aged 15+ years)", "2404-Young child", "2405-child's brother or sister", "2406-child's grandparent", "2407-other relative", "2408-other non-resident parent".</p> <p>- ITA, two additional items: "1701-Grandparents", "1702-Brothers/Sisters".</p> <p>- NLD, four additional items: "1801 - both parents", "1802 - child(paid)", "1803 - other relative (paid)", "1804 - neighbour/aquaintance/friend (paid)".</p> <p>- POL two additional items: "2601-daughter of R's partner/spouse", "2602-son of R's partner/spouse".</p>		
Universe	If code 1 on Q 204.a		
Literal question	From whom do you get this help?		
Interviewer's instructions	Card: List of Providers and Receivers. Ask 204c for each care person mentioned in 204b.		
Value	Label	Cases	Percentage
1	partner/spouse	0	
2	mother	51	30.7%
3	father	49	29.5%
4	mother of R's partner/spouse	22	13.3%
5	father of R's partner/spouse	6	3.6%

# b204b_2: Persons 2 from whom help is received (up to 5 persons) (W2)			
Value	Label	Cases	Percentage
6	son	1	0.6%
7	daughter	2	1.2%
8	step-son	0	
9	step-daughter	0	
10	grandmother	9	5.4%
11	grandfather	12	7.2%
12	granddaughter	0	
13	grandson	0	
14	sister	3	1.8%
15	brother	1	0.6%
16	another relative	7	4.2%
17	friend,acquaintance, neighbour, colleague	2	1.2%
18	other person	1	0.6%
19	an organisation or a company	0	
1701	Grandparents	0	
1702	Brothers/Sisters	0	
1801	both parents	0	
1802	child(paid)	0	
1803	other relative (paid)	0	
1804	neighbour/aquaintance/friend (paid)	0	
2401	Parent(s)	0	
2402	Parent(s)-in-law	0	
2403	Adult child (aged 15+ years)	0	
2404	Young child	0	
2405	child's brother or sister	0	
2406	child's grandparent	0	
2407	other relative	0	
2408	other non-resident parent	0	
2601	daughter of R's partner/spouse	0	
2602	son of R's partner/spouse	0	
97	does not know	0	
98	refusal	0	
99	no response/not applicable	83	
Sysmiss		2900	
Warning: these figures indicate the number of cases found in the data file. They cannot be interpreted as summary statistics of the population of interest.			
# b204b_3: Persons 3 from whom help is received (up to 5 persons) (W2)			
Information	[Type= discrete] [Format=numeric] [Range= 1-2602] [Missing=*/97/98/99]		
Statistics [NW/ W]	[Valid=91 /-] [Invalid=3058 /-]		
Definition	<p>Q 204.b.</p> <p>- AUS, eight additional items: "2401-Parent(s)", "2402-Parent(s)-in-law", "2403-Adult child (aged 15+ years)", "2404-Young child", "2405-child's brother or sister", "2406-child's grandparent", "2407-other relative", "2408-other non-resident parent".</p> <p>- ITA, two additional items: "1701-Grandparents", "1702-Brothers/Sisters".</p> <p>- NLD, four additional items: "1801 - both parents", "1802 - child(paid)", "1803 - other relative (paid)", "1804 - neighbour/aquaintance/friend (paid)".</p>		

# b204b_3: Persons 3 from whom help is received (up to 5 persons) (W2)			
	- POL two additional items: "2601-daughter of R's partner/spouse", "2602-son of R's partner/spouse".		
Universe	If code 1 on Q 204.a		
Literal question	From whom do you get this help?		
Interviewer's instructions	Card: List of Providers and Receivers. Ask 204c for each care person mentioned in 204b.		
Value	Label	Cases	Percentage
1	partner/spouse	0	
2	mother	0	
3	father	26	<div><div></div></div> 28.6%
4	mother of R's partner/spouse	31	<div><div></div></div> 34.1%
5	father of R's partner/spouse	4	<div><div></div></div> 4.4%
6	son	2	<div><div></div></div> 2.2%
7	daughter	2	<div><div></div></div> 2.2%
8	step-son	0	
9	step-daughter	0	
10	grandmother	5	<div><div></div></div> 5.5%
11	grandfather	6	<div><div></div></div> 6.6%
12	granddaughter	0	
13	grandson	0	
14	sister	4	<div><div></div></div> 4.4%
15	brother	2	<div><div></div></div> 2.2%
16	another relative	2	<div><div></div></div> 2.2%
17	friend,acquaintance, neighbour, colleague	7	<div><div></div></div> 7.7%
18	other person	0	
19	an organisation or a company	0	
1701	Grandparents	0	
1702	Brothers/Sisters	0	
1801	both parents	0	
1802	child(paid)	0	
1803	other relative (paid)	0	
1804	neighbour/aquaintance/friend (paid)	0	
2401	Parent(s)	0	
2402	Parent(s)-in-law	0	
2403	Adult child (aged 15+ years)	0	
2404	Young child	0	
2405	child's brother or sister	0	
2406	child's grandparent	0	
2407	other relative	0	
2408	other non-resident parent	0	
2601	daughter of R's partner/spouse	0	
2602	son of R's partner/spouse	0	
97	does not know	0	
98	refusal	0	
99	no response/not applicable	158	
Sysmiss		2900	
Warning: these figures indicate the number of cases found in the data file. They cannot be interpreted as summary statistics of the population of interest.			

# b204b_4: Persons 4 from whom help is received (up to 5 persons) (W2)			
<b>Information</b>		[Type= discrete] [Format=numeric] [Range= 1-2602] [Missing=*/97/98/99]	
<b>Statistics [NW/ W]</b>		[Valid=49 /-] [Invalid=3100 /-]	
<b>Definition</b>		<p>Q 204.b.</p> <p>- AUS, eight additional items: "2401-Parent(s)", "2402-Parent(s)-in-law", "2403-Adult child (aged 15+ years)", "2404-Young child", "2405-child's brother or sister", "2406-child's grandparent", "2407-other relative", "2408-other non-resident parent".</p> <p>- ITA, two additional items: "1701-Grandparents", "1702-Brothers/Sisters".</p> <p>- NLD, four additional items: "1801 - both parents", "1802 - child(paid)", "1803 - other relative (paid)", "1804 - neighbour/aquaintance/friend (paid)".</p> <p>- POL two additional items: "2601-daughter of R's partner/spouse", "2602-son of R's partner/spouse".</p>	
<b>Universe</b>		If code 1 on Q 204.a	
<b>Literal question</b>		From whom do you get this help?	
<b>Interviewer's instructions</b>		<p>Card: List of Providers and Receivers.</p> <p>Ask 204c for each care person mentioned in 204b.</p>	
Value	Label	Cases	Percentage
1	partner/spouse	0	
2	mother	0	
3	father	0	
4	mother of R's partner/spouse	10	20.4%
5	father of R's partner/spouse	17	34.7%
6	son	0	
7	daughter	2	4.1%
8	step-son	0	
9	step-daughter	0	
10	grandmother	2	4.1%
11	grandfather	1	2.0%
12	granddaughter	0	
13	grandson	0	
14	sister	5	10.2%
15	brother	1	2.0%
16	another relative	5	10.2%
17	friend,acquaintance, neighbour, colleague	3	6.1%
18	other person	1	2.0%
19	an organisation or a company	2	4.1%
1701	Grandparents	0	
1702	Brothers/Sisters	0	
1801	both parents	0	
1802	child(paid)	0	
1803	other relative (paid)	0	
1804	neighbour/aquaintance/friend (paid)	0	
2401	Parent(s)	0	
2402	Parent(s)-in-law	0	
2403	Adult child (aged 15+ years)	0	
2404	Young child	0	
2405	child's brother or sister	0	

# b204b_4: Persons 4 from whom help is received (up to 5 persons) (W2)			
Value	Label	Cases	Percentage
2406	child's grandparent	0	
2407	other relative	0	
2408	other non-resident parent	0	
2601	daughter of R's partner/spouse	0	
2602	son of R's partner/spouse	0	
97	does not know	0	
98	refusal	0	
99	no response/not applicable	200	
Sysmiss		2900	
Warning: these figures indicate the number of cases found in the data file. They cannot be interpreted as summary statistics of the population of interest.			
# b204b_5: Persons 5 from whom help is received (up to 5 persons) (W2)			
Information	[Type= discrete] [Format=numeric] [Range= 1-2602] [Missing=*/97/98/99]		
Statistics [NW/ W]	[Valid=21 /-] [Invalid=3128 /-]		
Definition	<p>Q 204.b.</p> <p>- AUS, eight additional items: "2401-Parent(s)", "2402-Parent(s)-in-law", "2403-Adult child (aged 15+ years)", "2404-Young child", "2405-child's brother or sister", "2406-child's grandparent", "2407-other relative", "2408-other non-resident parent".</p> <p>- ITA, two additional items: "1701-Grandparents", "1702-Brothers/Sisters".</p> <p>- NLD, four additional items: "1801 - both parents", "1802 - child(paid)", "1803 - other relative (paid)", "1804 - neighbour/aquaintance/friend (paid)".</p> <p>- POL two additional items: "2601-daughter of R's partner/spouse", "2602-son of R's partner/spouse".</p>		
Universe	If code 1 on Q 204.a		
Literal question	From whom do you get this help?		
Interviewer's instructions	Card: List of Providers and Receivers. Ask 204c for each care person mentioned in 204b.		
Value	Label	Cases	Percentage
1	partner/spouse	0	
2	mother	0	
3	father	0	
4	mother of R's partner/spouse	0	
5	father of R's partner/spouse	7	33.3%
6	son	0	
7	daughter	1	4.8%
8	step-son	0	
9	step-daughter	0	
10	grandmother	1	4.8%
11	grandfather	0	
12	granddaughter	0	
13	grandson	0	
14	sister	2	9.5%
15	brother	2	9.5%
16	another relative	2	9.5%
17	friend,acquaintance, neighbour, colleague	5	23.8%
18	other person	1	4.8%

# # b204b\_5: Persons 5 from whom help is received (up to 5 persons) (W2)

Value	Label	Cases	Percentage
19	an organisation or a company	0	
1701	Grandparents	0	
1702	Brothers/Sisters	0	
1801	both parents	0	
1802	child(paid)	0	
1803	other relative (paid)	0	
1804	neighbour/aquaintance/friend (paid)	0	
2401	Parent(s)	0	
2402	Parent(s)-in-law	0	
2403	Adult child (aged 15+ years)	0	
2404	Young child	0	
2405	child's brother or sister	0	
2406	child's grandparent	0	
2407	other relative	0	
2408	other non-resident parent	0	
2601	daughter of R's partner/spouse	0	
2602	son of R's partner/spouse	0	
97	does not know	0	
98	refusal	0	
99	no response/not applicable	228	
Sysmiss		2900	

Warning: these figures indicate the number of cases found in the data file. They cannot be interpreted as summary statistics of the population of interest.

# # b204c\_1: Freq. help with child care from person 1 (W2)

<b>Information</b>	[Type= discrete] [Format=numeric] [Range= 1-1501] [Missing=*/997/998/999]
<b>Statistics [NW/ W]</b>	[Valid=249 /-] [Invalid=2900 /-]
<b>Definition</b>	Q 204.c FRA, one additional item: "1501-only during the holidays".
<b>Universe</b>	If code 1 on Q 204.a
<b>Literal question</b>	How frequently does [mentioned person] help to look after your children?
<b>Interviewer's instructions</b>	Write in the table.






Value	Label	Cases	Percentage
1		42	16.9%
2		68	27.3%
3		27	10.8%
4		20	8.0%
5		34	13.7%
6		2	0.8%
7		48	19.3%
8		2	0.8%
10		3	1.2%
15		1	0.4%
20		2	0.8%
1501	only during the holidays	0	

# b204c_1: Freq. help with child care from person 1 (W2)			
Value	Label	Cases	Percentage
997	does not know	0	
998	refusal	0	
999	no response/not applicable	0	
Sysmiss		2900	
Warning: these figures indicate the number of cases found in the data file. They cannot be interpreted as summary statistics of the population of interest.			
# b204c_2: Freq. help with child care from person 2 (W2)			
Information	[Type= discrete] [Format=numeric] [Range= 1-1501] [Missing=*/997/998/999]		
Statistics [NW/ W]	[Valid=166 /-] [Invalid=2983 /-]		
Definition	Q 204.c FRA, one additional item: "1501-only during the holidays".		
Universe	If code 1 on Q 204.a		
Literal question	How frequently does [mentioned person] help to look after your children?		
Interviewer's instructions	Write in the table.		
Value	Label	Cases	Percentage
1		53	31.9%
2		54	32.5%
3		22	13.3%
4		9	5.4%
5		18	10.8%
6		1	0.6%
7		4	2.4%
8		1	0.6%
10		3	1.8%
14		1	0.6%
1501	only during the holidays	0	
997	does not know	0	
998	refusal	0	
999	no response/not applicable	0	
Sysmiss		2983	
Warning: these figures indicate the number of cases found in the data file. They cannot be interpreted as summary statistics of the population of interest.			
# b204c_3: Freq. help with child care from person 3 (W2)			
Information	[Type= discrete] [Format=numeric] [Range= 1-1501] [Missing=*/997/998/999]		
Statistics [NW/ W]	[Valid=91 /-] [Invalid=3058 /-]		
Definition	Q 204.c FRA, one additional item: "1501-only during the holidays".		
Universe	If code 1 on Q 204.a		
Literal question	How frequently does [mentioned person] help to look after your children?		
Interviewer's instructions	Write in the table.		
Value	Label	Cases	Percentage
1		30	33.0%
2		31	34.1%
3		10	11.0%

# b204c_3: Freq. help with child care from person 3 (W2)			
Value	Label	Cases	Percentage
4		9	<div><div></div></div> 9.9%
5		5	<div><div></div></div> 5.5%
7		3	<div><div></div></div> 3.3%
10		3	<div><div></div></div> 3.3%
1501	only during the holidays	0	
997	does not know	0	
998	refusal	0	
999	no response/not applicable	0	
Sysmiss		3058	
Warning: these figures indicate the number of cases found in the data file. They cannot be interpreted as summary statistics of the population of interest.			
# b204c_4: Freq. help with child care from person 4 (W2)			
Information	[Type= discrete] [Format=numeric] [Range= 1-1501] [Missing=*/997/998/999]		
Statistics [NW/ W]	[Valid=49 /-] [Invalid=3100 /-]		
Definition	Q 204.c FRA, one additional item: "1501-only during the holidays".		
Universe	If code 1 on Q 204.a		
Literal question	How frequently does [mentioned person] help to look after your children?		
Interviewer's instructions	Write in the table.		
Value	Label	Cases	Percentage
1		19	<div><div></div></div> 38.8%
2		16	<div><div></div></div> 32.7%
3		5	<div><div></div></div> 10.2%
4		1	<div><div></div></div> 2.0%
5		6	<div><div></div></div> 12.2%
7		1	<div><div></div></div> 2.0%
15		1	<div><div></div></div> 2.0%
1501	only during the holidays	0	
997	does not know	0	
998	refusal	0	
999	no response/not applicable	0	
Sysmiss		3100	
Warning: these figures indicate the number of cases found in the data file. They cannot be interpreted as summary statistics of the population of interest.			
# b204c_5: Freq. help with child care from person 5 (W2)			
Information	[Type= discrete] [Format=numeric] [Range= 1-1501] [Missing=*/997/998/999]		
Statistics [NW/ W]	[Valid=21 /-] [Invalid=3128 /-]		
Definition	Q 204.c FRA, one additional item: "1501-only during the holidays".		
Universe	If code 1 on Q 204.a		
Literal question	How frequently does [mentioned person] help to look after your children?		
Interviewer's instructions	Write in the table.		
Value	Label	Cases	Percentage
1		8	<div><div></div></div> 38.1%






### # b204c\_5: Freq. help with child care from person 5 (W2)

Value	Label	Cases	Percentage
2		6	 28.6%
3		2	 9.5%
4		2	 9.5%
5		2	 9.5%
7		1	 4.8%
1501	only during the holidays	0	
997	does not know	0	
998	refusal	0	
999	no response/not applicable	0	
Sysmiss		3128	

Warning: these figures indicate the number of cases found in the data file. They cannot be interpreted as summary statistics of the population of interest.

### # b204cu\_1: Time unit freq. of help with child care from person 1 (W2)

<b>Information</b>	[Type= discrete] [Format=numeric] [Range= 1-1807] [Missing=*/7/8/9]
<b>Statistics [NW/ W]</b>	[Valid=249 /-] [Invalid=2900 /-]
<b>Definition</b>	<p>Q 204.c</p> <p>Only country-specific items:</p> <p>- DEU: "1401-daily", "1402-on weekdays", "1403-more than once per week", "1404-once per week", "1405-more than once per month", "1406-once per month", "1407-more than once per year", "1408-once per year", "1409-rarely", "1410-never".</p> <p>- NLD: "1801-once or twice in the past 3 months", "1802-several times in the past 3 months", "1803-a few times during last 12 months", "1804-at least once a month during last 12 mths", "1805-at least once a week during last 12 mths", "1806-several times a week during last 12 mths", "1807-daily during last 12 mths".</p>
<b>Universe</b>	If code 1 on Q 204.a
<b>Literal question</b>	How frequently does [mentioned person] help to look after your children?
<b>Interviewer's instructions</b>	Write in the table.

Value	Label	Cases	Percentage
1	week	189	 75.9%
2	month	53	 21.3%
3	year	7	 2.8%
1401	daily	0	
1402	on weekdays	0	
1403	more than once per week	0	
1404	once per week	0	
1405	more than once per month	0	
1406	once per month	0	
1407	more than once per year	0	
1408	once per year	0	
1409	rarely	0	
1410	never	0	
1801	once or twice in the past 3 months	0	
1802	several times in the past 3 months	0	
7	does not know	0	
8	refusal	0	
9	no response/not applicable	0	
Sysmiss		2900	

Warning: these figures indicate the number of cases found in the data file. They cannot be interpreted as summary statistics of the population of interest.

# b204cu_2: Time unit freq. of help with child care from person 2 (W2)			
Information	[Type= discrete] [Format=numeric] [Range= 1-1807] [Missing=*/7/8/9]		
Statistics [NW/ W]	[Valid=166 /-] [Invalid=2983 /-]		
Definition	Q 204.c  Only country-specific items: - DEU: "1401-daily", "1402-on weekdays", "1403-more than once per week", "1404-once per week", "1405-more than once per month", "1406-once per month", "1407-more than once per year", "1408-once per year", "1409-rarely", "1410-never". - NLD: "1801-once or twice in the past 3 months", "1802-several times in the past 3 months", "1803-a few times during last 12 months", "1804-at least once a month during last 12 mths", "1805-at least once a week during last 12 mths", "1806-several times a week during last 12 mths", "1807-daily during last 12 mths".		
Universe	If code 1 on Q 204.a		
Literal question	How frequently does [mentioned person] help to look after your children?		
Interviewer's instructions	Write in the table.		
Value	Label	Cases	Percentage
1	week	92	55.4%
2	month	66	39.8%
3	year	8	4.8%
1401	daily	0	
1402	on weekdays	0	
1403	more than once per week	0	
1404	once per week	0	
1405	more than once per month	0	
1406	once per month	0	
1407	more than once per year	0	
1408	once per year	0	
1409	rarely	0	
1410	never	0	
1801	once or twice in the past 3 months	0	
1802	several times in the past 3 months	0	
7	does not know	0	
8	refusal	0	
9	no response/not applicable	0	
Sysmiss		2983	
Warning: these figures indicate the number of cases found in the data file. They cannot be interpreted as summary statistics of the population of interest.			
# b204cu_3: Time unit freq. of help with child care from person 3 (W2)			
Information	[Type= discrete] [Format=numeric] [Range= 1-1807] [Missing=*/7/8/9]		
Statistics [NW/ W]	[Valid=91 /-] [Invalid=3058 /-]		
Definition	Q 204.c  -Only country-specific items: - DEU: "1401-daily", "1402-on weekdays", "1403-more than once per week", "1404-once per week", "1405-more than once per month", "1406-once per month", "1407-more than once per year", "1408-once per year", "1409-rarely", "1410-never". - NLD: "1801-once or twice in the past 3 months", "1802-several times in the past 3 months", "1803-a few times during last 12 months", "1804-at least once a month during last 12 mths", "1805-at least once a week during last 12 mths", "1806-several times a week during last 12 mths", "1807-daily during last 12 mths".		
Universe	If code 1 on Q 204.a		
Literal question	How frequently does [mentioned person] help to look after your children?		
Interviewer's instructions	Write in the table.		

### # b204cu\_3: Time unit freq. of help with child care from person 3 (W2)

Value	Label	Cases	Percentage
1	week	41	45.1%
2	month	43	47.3%
3	year	7	7.7%
1401	daily	0	
1402	on weekdays	0	
1403	more than once per week	0	
1404	once per week	0	
1405	more than once per month	0	
1406	once per month	0	
1407	more than once per year	0	
1408	once per year	0	
1409	rarely	0	
1410	never	0	
1801	once or twice in the past 3 months	0	
1802	several times in the past 3 months	0	
7	does not know	0	
8	refusal	0	
9	no response/not applicable	0	
Sysmiss		3058	

Warning: these figures indicate the number of cases found in the data file. They cannot be interpreted as summary statistics of the population of interest.

### # b204cu\_4: Time unit freq. of help with child care from person 4 (W2)

<b>Information</b>	[Type= discrete] [Format=numeric] [Range= 1-1807] [Missing=*/7/8/9]
<b>Statistics [NW/ W]</b>	[Valid=49 /-] [Invalid=3100 /-]
<b>Definition</b>	<p>Q 204.c</p> <p>Only country-specific items:</p> <p>- DEU: "1401-daily", "1402-on weekdays", "1403-more than once per week", "1404-once per week", "1405-more than once per month", "1406-once per month", "1407-more than once per year", "1408-once per year", "1409-rarely", "1410-never".</p> <p>- NLD: "1801-once or twice in the past 3 months", "1802-several times in the past 3 months", "1803-a few times during last 12 months", "1804-at least once a month during last 12 mths", "1805-at least once a week during last 12 mths", "1806-several times a week during last 12 mths", "1807-daily during last 12 mths".</p>
<b>Universe</b>	If code 1 on Q 204.a
<b>Literal question</b>	How frequently does [mentioned person] help to look after your children?
<b>Interviewer's instructions</b>	Write in the table.

Value	Label	Cases	Percentage
1	week	21	42.9%
2	month	24	49.0%
3	year	4	8.2%
1401	daily	0	
1402	on weekdays	0	
1403	more than once per week	0	
1404	once per week	0	
1405	more than once per month	0	
1406	once per month	0	
1407	more than once per year	0	
1408	once per year	0	

# b204cu_4: Time unit freq. of help with child care from person 4 (W2)			
Value	Label	Cases	Percentage
1409	rarely	0	
1410	never	0	
1801	once or twice in the past 3 months	0	
1802	several times in the past 3 months	0	
7	does not know	0	
8	refusal	0	
9	no response/not applicable	0	
Sysmiss		3100	
Warning: these figures indicate the number of cases found in the data file. They cannot be interpreted as summary statistics of the population of interest.			
# b204cu_5: Time unit freq. of help with child care from person 5 (W2)			
Information	[Type= discrete] [Format=numeric] [Range= 1-1807] [Missing=*/7/8/9]		
Statistics [NW/ W]	[Valid=21 /-] [Invalid=3128 /-]		
Definition	<p>Q 204.c</p> <p>Only country-specific items:</p> <p>- DEU: "1401-daily", "1402-on weekdays", "1403-more than once per week", "1404-once per week", "1405-more than once per month", "1406-once per month", "1407-more than once per year", "1408-once per year", "1409-rarely", "1410-never".</p> <p>- NLD: "1801-once or twice in the past 3 months", "1802-several times in the past 3 months", "1803-a few times during last 12 months", "1804-at least once a month during last 12 mths", "1805-at least once a week during last 12 mths", "1806-several times a week during last 12 mths", "1807-daily during last 12 mths".</p>		
Universe	If code 1 on Q 204.a		
Literal question	How frequently does [mentioned person] help to look after your children?		
Interviewer's instructions	Write in the table.		
Value	Label	Cases	Percentage
1	week	9	42.9%
2	month	10	47.6%
3	year	2	9.5%
1401	daily	0	
1402	on weekdays	0	
1403	more than once per week	0	
1404	once per week	0	
1405	more than once per month	0	
1406	once per month	0	
1407	more than once per year	0	
1408	once per year	0	
1409	rarely	0	
1410	never	0	
1801	once or twice in the past 3 months	0	
1802	several times in the past 3 months	0	
7	does not know	0	
8	refusal	0	
9	no response/not applicable	0	
Sysmiss		3128	
Warning: these figures indicate the number of cases found in the data file. They cannot be interpreted as summary statistics of the population of interest.			
# b205: Personal costs for child care (W2)			
Information	[Type= discrete] [Format=numeric] [Range= 0-2805] [Missing=*/99999997/99999998/99999999]		

# b205: Personal costs for child care (W2)			
Statistics [NW/ W]	[Valid=139 /-] [Invalid=3010 /-]		
Definition	Q 205.		
Universe	If children younger than 14 are present in the household.		
Literal question	How much does your household usually pay per month for childcare, if anything?		
Value	Label	Cases	Percentage
0	does not pay for child care	0	
0.0398500002920		1	<div><div></div></div> 0.7%
1.5939999818801		1	<div><div></div></div> 0.7%
1.9924999475479		3	<div><div></div></div> 2.2%
2.3910000324249		1	<div><div></div></div> 0.7%
3.1879999637603		2	<div><div></div></div> 1.4%
3.9849998950958		8	<div><div></div></div> 5.8%
4.7820000648498		2	<div><div></div></div> 1.4%
5.1805000305175		1	<div><div></div></div> 0.7%
5.9774999618530		4	<div><div></div></div> 2.9%
6.7744998931884		1	<div><div></div></div> 0.7%
7.9699997901916		3	<div><div></div></div> 2.2%
8.7670001983642		1	<div><div></div></div> 0.7%
10.361000061035		2	<div><div></div></div> 1.4%
11.954999923706		12	<div><div></div></div> 8.6%
12.751999855041		1	<div><div></div></div> 0.7%
13.947500228881		2	<div><div></div></div> 1.4%
15.939999580383		6	<div><div></div></div> 4.3%
16.736999511718		1	<div><div></div></div> 0.7%
17.932500839233		1	<div><div></div></div> 0.7%
19.128000259399		2	<div><div></div></div> 1.4%
19.924999237060		17	<div><div></div></div> 12.2%
21.917499542236		1	<div><div></div></div> 0.7%
22.714500427246		1	<div><div></div></div> 0.7%
23.113000869751		1	<div><div></div></div> 0.7%
23.909999847412		6	<div><div></div></div> 4.3%
25.902500152587		1	<div><div></div></div> 0.7%
26.301000595092		1	<div><div></div></div> 0.7%
26.898750305175		1	<div><div></div></div> 0.7%
27.895000457763		2	<div><div></div></div> 1.4%
28.691999435424		1	<div><div></div></div> 0.7%
29.887500762939		2	<div><div></div></div> 1.4%
31.879999160766		8	<div><div></div></div> 5.8%
33.872501373291		1	<div><div></div></div> 0.7%
35.068000793457		2	<div><div></div></div> 1.4%
35.865001678466		3	<div><div></div></div> 2.2%
38.256000518798		3	<div><div></div></div> 2.2%
39.451499938964		1	<div><div></div></div> 0.7%
39.849998474121		12	<div><div></div></div> 8.6%
41.842498779296		1	<div><div></div></div> 0.7%

# b205: Personal costs for child care (W2)			
Value	Label	Cases	Percentage
43.834999084472		3	<div></div> 2.2%
47.819999694824		3	<div></div> 2.2%
48.617000579834		1	<div></div> 0.7%
51.805000305175		3	<div></div> 2.2%
55.790000915527		1	<div></div> 0.7%
59.775001525878		4	<div></div> 2.9%
71.730003356933		1	<div></div> 0.7%
79.699996948242		1	<div></div> 0.7%
99.625		1	<div></div> 0.7%
159.39999389648		1	<div></div> 0.7%
99999997	does not know	0	
99999998	refusal	0	
99999999	no response/not applicable	0	
Sysmiss		3010	
Warning: these figures indicate the number of cases found in the data file. They cannot be interpreted as summary statistics of the population of interest.			
# b205u: Time unit of personal costs for child care (W2)			
Information	[Type= discrete] [Format=numeric] [Range= 1-1807] [Missing=*/7/8/9]		
Statistics [NW/ W]	[Valid=139 -/] [Invalid=3010 -/]		
Definition	Q 205.		
Universe	If children younger than 14 are present in the household.		
Literal question	How much does your household usually pay per month for childcare, if anything?		
Value	Label	Cases	Percentage
1	week	0	
2	month	139	<div></div> 100.0%
3	year	0	
7	does not know	0	
8	refusal	0	
9	no response/not applicable	0	
Sysmiss		3010	
Warning: these figures indicate the number of cases found in the data file. They cannot be interpreted as summary statistics of the population of interest.			
# b205mnth: Personal costs for childcare per month (Euros) (W2)			
Information	[Type= discrete] [Format=numeric] [Range= 0-2805] [Missing=*/99999997/99999998/99999999]		
Statistics [NW/ W]	[Valid=139 -/] [Invalid=3010 -/]		
Definition	Q 205.		
Universe	If children younger than 14 are present in the household.		
Literal question	How much does your household usually pay per month for childcare, if anything?		
Notes	Frequencies per month and year were converted to frequency per week. Values have been rounded to 1/10; values exceeding 1 have been rounded to the nearest integer.		
Value	Label	Cases	Percentage
0	does not pay for child care	1	<div></div> 0.7%
2		5	<div></div> 3.6%
3		2	<div></div> 1.4%
4		8	<div></div> 5.8%

# **# b205mnth: Personal costs for childcare per month (Euros) (W2)**

Value	Label	Cases	Percentage
5		3	2.2%
6		4	2.9%
7		1	0.7%
8		3	2.2%
9		1	0.7%
10		2	1.4%
12		12	8.6%
13		1	0.7%
14		2	1.4%
16		6	4.3%
17		1	0.7%
18		1	0.7%
19		2	1.4%
20		17	12.2%
22		1	0.7%
23		2	1.4%
24		6	4.3%
26		2	1.4%
27		1	0.7%
28		2	1.4%
29		1	0.7%
30		2	1.4%
32		8	5.8%
34		1	0.7%
35		2	1.4%
36		3	2.2%
38		3	2.2%
39		1	0.7%
40		12	8.6%
42		1	0.7%
44		3	2.2%
48		3	2.2%
49		1	0.7%
52		3	2.2%
56		1	0.7%
60		4	2.9%
72		1	0.7%
80		1	0.7%
100		1	0.7%
159		1	0.7%
99999997	does not know	0	
99999998	refusal	0	
99999999	no response/not applicable	0	
Sysmiss		3010	

*Warning: these figures indicate the number of cases found in the data file. They cannot be interpreted as summary statistics of the population of interest.*

# b208a: Regular help with childcare given to other in the last 12 mnth (W2)			
Information	[Type= discrete] [Format=numeric] [Range= 1-99] [Missing=*/7/8/9]		
Statistics [NW/ W]	[Valid=3149 /-] [Invalid=0 /-]		
Definition	Q 206.a.		
Literal question	Over the last 12 months, have you given regular help with childcare to other people?		
Interviewer's instructions	If it is R's job is to provide childcare, consider only the help outside his/her job. If Answer is "no", go to Interviewer Check before Q 207.		
Value	Label	Cases	Percentage
1	yes	223	7.1%
2	no	2926	92.9%
6	unknown	0	
7	does not know	0	
8	refusal	0	
9	no response/not applicable	0	
Warning: these figures indicate the number of cases found in the data file. They cannot be interpreted as summary statistics of the population of interest.			



# b208b_1: Whom helped 1 (up to 5 persons) (W2)			
Information	[Type= discrete] [Format=numeric] [Range= 1-2602] [Missing=*/97/98/99]		
Statistics [NW/ W]	[Valid=223 /-] [Invalid=2926 /-]		
Definition	Q 206.b.  - HUN, one additional item: "1600-granchild".  - POL, two additional items: "2601 - daughter of R's partner/spouse", "2602 - son of R's partner/spouse".		
Universe	If code 1 on Q 206.a.		
Literal question	Whom have you helped?		
Interviewer's instructions	Card: List of Providers and Receivers.		
Value	Label	Cases	Percentage
1	partner/spouse	13	5.8%
2	mother	6	2.7%
3	father	1	0.4%
4	mother of R's partner/spouse	0	
5	father of R's partner/spouse	0	
6	son	47	21.1%
7	daughter	52	23.3%
8	step-son	1	0.4%
9	step-daughter	3	1.3%
10	grandmother	2	0.9%
11	grandfather	0	
12	granddaughter	17	7.6%
13	grandson	13	5.8%
14	sister	13	5.8%
15	brother	10	4.5%
16	another relative	5	2.2%
17	friend,acquaintance, neighbour, colleague	28	12.6%
18	other person	8	3.6%
19	an organisation or a company	4	1.8%
1600	granchild	0	
2601	daughter of R's partner/spouse	0	
2602	son of R's partner/spouse	0	
97	does not know	0	
98	refusal	0	
99	no response/not applicable	0	
Sysmiss		2926	
Warning: these figures indicate the number of cases found in the data file. They cannot be interpreted as summary statistics of the population of interest.			
# b208b_2: Whom helped 2 (up to 5 persons) (W2)			
Information	[Type= discrete] [Format=numeric] [Range= 1-2602] [Missing=*/97/98/99]		
Statistics [NW/ W]	[Valid=31 /-] [Invalid=3118 /-]		
Definition	Q 206.b.  - HUN, one additional item: "1600-granchild".  - POL, two additional items: "2601 - daughter of R's partner/spouse", "2602 - son of R's partner/spouse".		
Universe	If code 1 on Q 206.a.		

# b208b_2: Whom helped 2 (up to 5 persons) (W2)			
<b>Literal question</b>		Whom have you helped?	
<b>Interviewer's instructions</b>		Card: List of Providers and Receivers.	
Value	Label	Cases	Percentage
1	partner/spouse	0	
2	mother	0	
3	father	1	3.2%
4	mother of R's partner/spouse	0	
5	father of R's partner/spouse	0	
6	son	0	
7	daughter	14	45.2%
8	step-son	0	
9	step-daughter	0	
10	grandmother	0	
11	grandfather	0	
12	granddaughter	1	3.2%
13	grandson	7	22.6%
14	sister	0	
15	brother	0	
16	another relative	2	6.5%
17	friend,acquaintance, neighbour, colleague	2	6.5%
18	other person	2	6.5%
19	an organisation or a company	2	6.5%
1600	granchild	0	
2601	daughter of R's partner/spouse	0	
2602	son of R's partner/spouse	0	
97	does not know	0	
98	refusal	0	
99	no response/not applicable	192	
Sysmiss		2926	
Warning: these figures indicate the number of cases found in the data file. They cannot be interpreted as summary statistics of the population of interest.			
# b208b_3: Whom helped 3 (up to 5 persons) (W2)			
<b>Information</b>		[Type= discrete] [Format=numeric] [Range= 1-2602] [Missing=*/97/98/99]	
<b>Statistics [NW/ W]</b>		[Valid=2 /-] [Invalid=3147 /-]	
<b>Definition</b>		Q 206.b. - HUN, one additional item: "1600-granchild". - POL, two additional items: "2601 - daughter of R's partner/spouse", "2602 - son of R's partner/spouse".	
<b>Universe</b>		If code 1 on Q 206.a.	
<b>Literal question</b>		Whom have you helped?	
<b>Interviewer's instructions</b>		Card: List of Providers and Receivers.	
Value	Label	Cases	Percentage
1	partner/spouse	0	
2	mother	0	
3	father	0	
4	mother of R's partner/spouse	0	

# b208b_3: Whom helped 3 (up to 5 persons) (W2)			
Value	Label	Cases	Percentage
5	father of R's partner/spouse	0	
6	son	0	
7	daughter	1	50.0%
8	step-son	0	
9	step-daughter	0	
10	grandmother	0	
11	grandfather	0	
12	granddaughter	0	
13	grandson	0	
14	sister	0	
15	brother	0	
16	another relative	1	50.0%
17	friend,acquaintance, neighbour, colleague	0	
18	other person	0	
19	an organisation or a company	0	
1600	granchild	0	
2601	daughter of R's partner/spouse	0	
2602	son of R's partner/spouse	0	
97	does not know	0	
98	refusal	0	
99	no response/not applicable	221	
Sysmiss		2926	
Warning: these figures indicate the number of cases found in the data file. They cannot be interpreted as summary statistics of the population of interest.			
# b208b_4: Whom helped 4 (up to 5 persons) (W2)			
Information	[Type= discrete] [Format=numeric] [Range= 1-2602] [Missing=*/97/98/99]		
Statistics [NW/ W]	[Valid=0 /-] [Invalid=3149 /-]		
Definition	Q 206.b.  - HUN, one additional item: "1600-granchild".  - POL, two additional items: "2601 - daughter of R's partner/spouse", "2602 - son of R's partner/spouse".		
Universe	If code 1 on Q 206.a.		
Literal question	Whom have you helped?		
Interviewer's instructions	Card: List of Providers and Receivers.		
Value	Label	Cases	Percentage
1	partner/spouse	0	
2	mother	0	
3	father	0	
4	mother of R's partner/spouse	0	
5	father of R's partner/spouse	0	
6	son	0	
7	daughter	0	
8	step-son	0	
9	step-daughter	0	
10	grandmother	0	

# b208b_4: Whom helped 4 (up to 5 persons) (W2)			
Value	Label	Cases	Percentage
11	grandfather	0	
12	granddaughter	0	
13	grandson	0	
14	sister	0	
15	brother	0	
16	another relative	0	
17	friend,acquaintance, neighbour, colleague	0	
18	other person	0	
19	an organisation or a company	0	
1600	granchild	0	
2601	daughter of R's partner/spouse	0	
2602	son of R's partner/spouse	0	
97	does not know	0	
98	refusal	0	
99	no response/not applicable	223	
Sysmiss		2926	
Warning: these figures indicate the number of cases found in the data file. They cannot be interpreted as summary statistics of the population of interest.			
# b208b_5: Whom helped 5 (up to 5 persons) (W2)			
Information	[Type= discrete] [Format=numeric] [Range= 1-2602] [Missing=*/97/98/99]		
Statistics [NW/ W]	[Valid=0 /-] [Invalid=3149 /-]		
Definition	Q 206.b.  - HUN, one additional item: "1600-granchild".  - POL, two additional items: "2601 - daughter of R's partner/spouse", "2602 - son of R's partner/spouse".		
Universe	If code 1 on Q 206.a.		
Literal question	Whom have you helped?		
Interviewer's instructions	Card: List of Providers and Receivers.		
Value	Label	Cases	Percentage
1	partner/spouse	0	
2	mother	0	
3	father	0	
4	mother of R's partner/spouse	0	
5	father of R's partner/spouse	0	
6	son	0	
7	daughter	0	
8	step-son	0	
9	step-daughter	0	
10	grandmother	0	
11	grandfather	0	
12	granddaughter	0	
13	grandson	0	
14	sister	0	
15	brother	0	
16	another relative	0	

# b208b_5: Whom helped 5 (up to 5 persons) (W2)			
Value	Label	Cases	Percentage
17	friend,acquaintance, neighbour, colleague	0	
18	other person	0	
19	an organisation or a company	0	
1600	granchild	0	
2601	daughter of R's partner/spouse	0	
2602	son of R's partner/spouse	0	
97	does not know	0	
98	refusal	0	
99	no response/not applicable	223	
Sysmiss		2926	
Warning: these figures indicate the number of cases found in the data file. They cannot be interpreted as summary statistics of the population of interest.			
# b208c_1: Person 1 lived in the same hh at that time (W2)			
Information	[Type= discrete] [Format=numeric] [Range= 1-99] [Missing=*/7/8/9]		
Statistics [NW/ W]	[Valid=225 /-] [Invalid=2924 /-]		
Definition	Q 206.c.		
Universe	If code 1 on Q 206.a.		
Literal question	Did this person live in the same household with you at that time?		
Value	Label	Cases	Percentage
1	yes	62	<div><div></div></div> 27.6%
2	no	163	<div><div></div></div> 72.4%
6	unknown	0	
7	does not know	0	
8	refusal	0	
9	no response/not applicable	0	
Sysmiss		2924	
Warning: these figures indicate the number of cases found in the data file. They cannot be interpreted as summary statistics of the population of interest.			
# b208c_2: Person 2 lived in the same hh at that time (W2)			
Information	[Type= discrete] [Format=numeric] [Range= 1-99] [Missing=*/7/8/9]		
Statistics [NW/ W]	[Valid=31 /-] [Invalid=3118 /-]		
Definition	Q 206.c.		
Universe	If code 1 on Q 206.a.		
Literal question	Did this person live in the same household with you at that time?		
Value	Label	Cases	Percentage
1	yes	6	<div><div></div></div> 19.4%
2	no	25	<div><div></div></div> 80.6%
6	unknown	0	
7	does not know	0	
8	refusal	0	
9	no response/not applicable	0	
Sysmiss		3118	
Warning: these figures indicate the number of cases found in the data file. They cannot be interpreted as summary statistics of the population of interest.			
# b208c_3: Person 3 lived in the same hh at that time (W2)			
Information	[Type= discrete] [Format=numeric] [Range= 1-99] [Missing=*/7/8/9]		

# b208c_3: Person 3 lived in the same hh at that time (W2)			
Statistics [NW/ W]	[Valid=2 /-] [Invalid=3147 /-]		
Definition	Q 206.c.		
Universe	If code 1 on Q 206.a.		
Literal question	Did this person live in the same household with you at that time?		
Value	Label	Cases	Percentage
1	yes	0	
2	no	2	100.0%
6	unknown	0	
7	does not know	0	
8	refusal	0	
9	no response/not applicable	0	
Sysmiss		3147	
Warning: these figures indicate the number of cases found in the data file. They cannot be interpreted as summary statistics of the population of interest.			
# b209: Have given birth to/ fathered any children or have adopted any children (W2)			
Information	[Type= discrete] [Format=numeric] [Range= 1-99] [Missing=*7/8/9]		
Statistics [NW/ W]	[Valid=3149 /-] [Invalid=0 /-]		
Definition	Q 207.		
Pre-question	If children are present in the household: "We already talked about those children who currently live in your household. In addition to them..."		
Literal question	Have you given birth to/ fathered any children or have you ever adopted any children? Do not include stepchildren, that is, children belonging to your current or prior partner/spouse. I will ask you about those children later.		
Value	Label	Cases	Percentage
1	yes	1410	44.8%
2	no	1739	55.2%
7	does not know	0	
8	refusal	0	
9	no response/not applicable	0	
Warning: these figures indicate the number of cases found in the data file. They cannot be interpreted as summary statistics of the population of interest.			
# b211a: All children alive (W2)			
Information	[Type= discrete] [Format=numeric] [Range= 1-99] [Missing=*7/8/9]		
Statistics [NW/ W]	[Valid=1401 /-] [Invalid=1748 /-]		
Definition	Q 209.a.		
Universe	If R has children (code 1 on Q 207).		
Literal question	Sometimes it happens that one loses a child. Are all your children alive?		
Value	Label	Cases	Percentage
1	yes	1261	90.0%
2	no	140	10.0%
7	does not know	0	
8	refusal	0	
9	no response/not applicable	9	
Sysmiss		1739	
Warning: these figures indicate the number of cases found in the data file. They cannot be interpreted as summary statistics of the population of interest.			

# b211b_1: Mentioned dead child 1 (W2)			
Information	[Type= discrete] [Format=numeric] [Range= 1-2] [Missing=*/7/8/9]		
Statistics [NW/ W]	[Valid=1401 /-] [Invalid=1748 /-]		
Definition	Q 209.b.		
Universe	If R has children (code 1 on Q 207).		
Literal question	Please mention those children who are not alive any more		
Value	Label	Cases	Percentage
1	yes, deceased (mentioned)	78	<div><div></div>5.6%</div>
2	no, not deceased (not mentioned)	1323	<div><div></div>94.4%</div>
7	does not know	0	
8	refusal	0	
9	no response/not applicable	9	
Sysmiss		1739	
Warning: these figures indicate the number of cases found in the data file. They cannot be interpreted as summary statistics of the population of interest.			
# b211b_2: Mentioned dead child 2 (W2)			
Information	[Type= discrete] [Format=numeric] [Range= 1-2] [Missing=*/7/8/9]		
Statistics [NW/ W]	[Valid=915 /-] [Invalid=2234 /-]		
Definition	Q 209.b.		
Universe	If R has children (code 1 on Q 207).		
Literal question	Please mention those children who are not alive any more		
Value	Label	Cases	Percentage
1	yes, deceased (mentioned)	36	<div><div></div>3.9%</div>
2	no, not deceased (not mentioned)	879	<div><div></div>96.1%</div>
7	does not know	0	
8	refusal	0	
9	no response/not applicable	495	
Sysmiss		1739	
Warning: these figures indicate the number of cases found in the data file. They cannot be interpreted as summary statistics of the population of interest.			
# b211b_3: Mentioned dead child 3 (W2)			
Information	[Type= discrete] [Format=numeric] [Range= 1-2] [Missing=*/7/8/9]		
Statistics [NW/ W]	[Valid=214 /-] [Invalid=2935 /-]		
Definition	Q 209.b.		
Universe	If R has children (code 1 on Q 207).		
Literal question	Please mention those children who are not alive any more		
Value	Label	Cases	Percentage
1	yes, deceased (mentioned)	9	<div><div></div>4.2%</div>
2	no, not deceased (not mentioned)	205	<div><div></div>95.8%</div>
7	does not know	0	
8	refusal	0	
9	no response/not applicable	1196	
Sysmiss		1739	
Warning: these figures indicate the number of cases found in the data file. They cannot be interpreted as summary statistics of the population of interest.			
# b211b_4: Mentioned dead child 4 (W2)			
Information	[Type= discrete] [Format=numeric] [Range= 1-2] [Missing=*/7/8/9]		

# b211b_4: Mentioned dead child 4 (W2)			
Statistics [NW/ W]	[Valid=33 /-] [Invalid=3116 /-]		
Definition	Q 209.b.		
Universe	If R has children (code 1 on Q 207).		
Literal question	Please mention those children who are not alive any more		
Value	Label	Cases	Percentage
1	yes, deceased (mentioned)	2	6.1%
2	no, not deceased (not mentioned)	31	93.9%
7	does not know	0	
8	refusal	0	
9	no response/not applicable	1377	
Sysmiss		1739	
Warning: these figures indicate the number of cases found in the data file. They cannot be interpreted as summary statistics of the population of interest.			
# b211b_5: Mentioned dead child 5 (W2)			
Information	[Type= discrete] [Format=numeric] [Range= 1-2] [Missing=*/7/8/9]		
Statistics [NW/ W]	[Valid=10 /-] [Invalid=3139 /-]		
Definition	Q 209.b.		
Universe	If R has children (code 1 on Q 207).		
Literal question	Please mention those children who are not alive any more		
Value	Label	Cases	Percentage
1	yes, deceased (mentioned)	0	
2	no, not deceased (not mentioned)	10	100.0%
7	does not know	0	
8	refusal	0	
9	no response/not applicable	1400	
Sysmiss		1739	
Warning: these figures indicate the number of cases found in the data file. They cannot be interpreted as summary statistics of the population of interest.			
# b211b_6: Mentioned dead child 6 (W2)			
Information	[Type= discrete] [Format=numeric] [Range= 1-2] [Missing=*/7/8/9]		
Statistics [NW/ W]	[Valid=2 /-] [Invalid=3147 /-]		
Definition	Q 209.b.		
Universe	If R has children (code 1 on Q 207).		
Literal question	Please mention those children who are not alive any more		
Value	Label	Cases	Percentage
1	yes, deceased (mentioned)	0	
2	no, not deceased (not mentioned)	2	100.0%
7	does not know	0	
8	refusal	0	
9	no response/not applicable	1408	
Sysmiss		1739	
Warning: these figures indicate the number of cases found in the data file. They cannot be interpreted as summary statistics of the population of interest.			
# b211b_7: Mentioned dead child 7 (W2)			
Information	[Type= discrete] [Format=numeric] [Range= 1-2] [Missing=*/7/8/9]		
Statistics [NW/ W]	[Valid=0 /-] [Invalid=3149 /-]		



# b211b_7: Mentioned dead child 7 (W2)			
<b>Definition</b>	Q 209.b.		
<b>Universe</b>	If R has children (code 1 on Q 207).		
<b>Literal question</b>	Please mention those children who are not alive any more		
Value	Label	Cases	Percentage
1	yes, deceased (mentioned)	0	
2	no, not deceased (not mentioned)	0	
7	does not know	0	
8	refusal	0	
9	no response/not applicable	1410	
Sysmiss		1739	
<i>Warning: these figures indicate the number of cases found in the data file. They cannot be interpreted as summary statistics of the population of interest.</i>			
# b211b_8: Mentioned dead child 8 (W2)			
<b>Information</b>	[Type= discrete] [Format=numeric] [Range= 1-2] [Missing=*/7/8/9]		
<b>Statistics [NW/ W]</b>	[Valid=0 /-] [Invalid=3149 /-]		
<b>Definition</b>	Q 209.b.		
<b>Universe</b>	If R has children (code 1 on Q 207).		
<b>Literal question</b>	Please mention those children who are not alive any more		
Value	Label	Cases	Percentage
1	yes, deceased (mentioned)	0	
2	no, not deceased (not mentioned)	0	
7	does not know	0	
8	refusal	0	
9	no response/not applicable	1410	
Sysmiss		1739	
<i>Warning: these figures indicate the number of cases found in the data file. They cannot be interpreted as summary statistics of the population of interest.</i>			
# b212_1: Sex of non-resident child 1 (W2)			
<b>Information</b>	[Type= discrete] [Format=numeric] [Range= 1-2] [Missing=*/7/8/9]		
<b>Statistics [NW/ W]</b>	[Valid=1401 /-] [Invalid=1748 /-]		
<b>Definition</b>	Q 210		
<b>Universe</b>	If R has children (code 1 on Q 207).		
<b>Pre-question</b>	Now I would like to ask a few questions about each of your children who do not currently live in your household.		
<b>Literal question</b>	Can I just check, that [name] is male/female?		
<b>Interviewer's instructions</b>	Interviewer Instruction: Use past tense when asking about a deceased child.		
Value	Label	Cases	Percentage
1	male	716	<div></div> 51.1%
2	female	685	<div></div> 48.9%
7	does not know	0	
8	refusal	0	
9	no response/not applicable	9	
Sysmiss		1739	
<i>Warning: these figures indicate the number of cases found in the data file. They cannot be interpreted as summary statistics of the population of interest.</i>			
# b212_2: Sex of non-resident child 2 (W2)			
<b>Information</b>	[Type= discrete] [Format=numeric] [Range= 1-2] [Missing=*/7/8/9]		

# b212_2: Sex of non-resident child 2 (W2)			
Statistics [NW/ W]	[Valid=915 -/] [Invalid=2234 -/]		
Definition	Q 210		
Universe	If R has children (code 1 on Q 207).		
Pre-question	Now I would like to ask a few questions about each of your children who do not currently live in your household.		
Literal question	Can I just check, that [name] is male/female?		
Interviewer's instructions	Interviewer Instruction: Use past tense when asking about a deceased child.		
Value	Label	Cases	Percentage
1	male	450	<div></div> 49.2%
2	female	465	<div></div> 50.8%
7	does not know	0	
8	refusal	0	
9	no response/not applicable	0	
Sysmiss		2234	
Warning: these figures indicate the number of cases found in the data file. They cannot be interpreted as summary statistics of the population of interest.			
# b212_3: Sex of non-resident child 3 (W2)			
Information	[Type= discrete] [Format=numeric] [Range= 1-2] [Missing=*/7/8/9]		
Statistics [NW/ W]	[Valid=214 -/] [Invalid=2935 -/]		
Definition	Q 210		
Universe	If R has children (code 1 on Q 207).		
Pre-question	Now I would like to ask a few questions about each of your children who do not currently live in your household.		
Literal question	Can I just check, that [name] is male/female?		
Interviewer's instructions	Interviewer Instruction: Use past tense when asking about a deceased child.		
Value	Label	Cases	Percentage
1	male	110	<div></div> 51.4%
2	female	104	<div></div> 48.6%
7	does not know	0	
8	refusal	0	
9	no response/not applicable	0	
Sysmiss		2935	
Warning: these figures indicate the number of cases found in the data file. They cannot be interpreted as summary statistics of the population of interest.			
# b212_4: Sex of non-resident child 4 (W2)			
Information	[Type= discrete] [Format=numeric] [Range= 1-2] [Missing=*/7/8/9]		
Statistics [NW/ W]	[Valid=33 -/] [Invalid=3116 -/]		
Definition	Q 210		
Universe	If R has children (code 1 on Q 207).		
Pre-question	Now I would like to ask a few questions about each of your children who do not currently live in your household.		
Literal question	Can I just check, that [name] is male/female?		
Interviewer's instructions	Interviewer Instruction: Use past tense when asking about a deceased child.		
Value	Label	Cases	Percentage
1	male	18	<div></div> 54.5%
2	female	15	<div></div> 45.5%
7	does not know	0	

# b212_4: Sex of non-resident child 4 (W2)			
Value	Label	Cases	Percentage
8	refusal	0	
9	no response/not applicable	0	
Sysmiss		3116	
Warning: these figures indicate the number of cases found in the data file. They cannot be interpreted as summary statistics of the population of interest.			
# b212_5: Sex of non-resident child 5 (W2)			
Information	[Type= discrete] [Format=numeric] [Range= 1-2] [Missing=*7/8/9]		
Statistics [NW/ W]	[Valid=10 /-] [Invalid=3139 /-]		
Definition	Q 210		
Universe	If R has children (code 1 on Q 207).		
Pre-question	Now I would like to ask a few questions about each of your children who do not currently live in your household.		
Literal question	Can I just check, that [name] is male/female?		
Interviewer's instructions	Interviewer Instruction: Use past tense when asking about a deceased child.		
Value	Label	Cases	Percentage
1	male	4	40.0%
2	female	6	60.0%
7	does not know	0	
8	refusal	0	
9	no response/not applicable	0	
Sysmiss		3139	
Warning: these figures indicate the number of cases found in the data file. They cannot be interpreted as summary statistics of the population of interest.			
# b212_6: Sex of non-resident child 6 (W2)			
Information	[Type= discrete] [Format=numeric] [Range= 1-2] [Missing=*7/8/9]		
Statistics [NW/ W]	[Valid=2 /-] [Invalid=3147 /-]		
Definition	Q 210		
Universe	If R has children (code 1 on Q 207).		
Pre-question	Now I would like to ask a few questions about each of your children who do not currently live in your household.		
Literal question	Can I just check, that [name] is male/female?		
Interviewer's instructions	Interviewer Instruction: Use past tense when asking about a deceased child.		
Value	Label	Cases	Percentage
1	male	2	100.0%
2	female	0	
7	does not know	0	
8	refusal	0	
9	no response/not applicable	0	
Sysmiss		3147	
Warning: these figures indicate the number of cases found in the data file. They cannot be interpreted as summary statistics of the population of interest.			
# b213_1: Type of non-resident child 1 (W2)			
Information	[Type= discrete] [Format=numeric] [Range= 1-1501] [Missing=*7/8/9]		
Statistics [NW/ W]	[Valid=1401 /-] [Invalid=1748 /-]		
Definition	Q 211 FRA, one additional item: "1501-biological or adopted".		

# b213_1: Type of non-resident child 1 (W2)			
<b>Universe</b>		If R has children (code 1 on Q 207).	
<b>Literal question</b>		Is [name] your biological child or an adopted child?	
<b>Interviewer's instructions</b>		Interviewer Instruction: Use past tense when asking about a deceased child.	
Value	Label	Cases	Percentage
1	biological	1385	98.9%
2	adopted	14	1.0%
3	foster	2	0.1%
1501	biological or adopted	0	
7	does not know	0	
8	refusal	0	
9	no response/not applicable	9	
Sysmiss		1739	
Warning: these figures indicate the number of cases found in the data file. They cannot be interpreted as summary statistics of the population of interest.			
# b213_2: Type of non-resident child 2 (W2)			
<b>Information</b>		[Type= discrete] [Format=numeric] [Range= 1-1501] [Missing=*/7/8/9]	
<b>Statistics [NW/ W]</b>		[Valid=915 /-] [Invalid=2234 /-]	
<b>Definition</b>		Q 211 FRA, one additional item: "1501-biological or adopted".	
<b>Universe</b>		If R has children (code 1 on Q 207).	
<b>Literal question</b>		Is [name] your biological child or an adopted child?	
<b>Interviewer's instructions</b>		Interviewer Instruction: Use past tense when asking about a deceased child.	
Value	Label	Cases	Percentage
1	biological	907	99.1%
2	adopted	6	0.7%
3	foster	2	0.2%
1501	biological or adopted	0	
7	does not know	0	
8	refusal	0	
9	no response/not applicable	495	
Sysmiss		1739	
Warning: these figures indicate the number of cases found in the data file. They cannot be interpreted as summary statistics of the population of interest.			
# b213_3: Type of non-resident child 3 (W2)			
<b>Information</b>		[Type= discrete] [Format=numeric] [Range= 1-1501] [Missing=*/7/8/9]	
<b>Statistics [NW/ W]</b>		[Valid=214 /-] [Invalid=2935 /-]	
<b>Definition</b>		Q 211 FRA, one additional item: "1501-biological or adopted".	
<b>Universe</b>		If R has children (code 1 on Q 207).	
<b>Literal question</b>		Is [name] your biological child or an adopted child?	
<b>Interviewer's instructions</b>		Interviewer Instruction: Use past tense when asking about a deceased child.	
Value	Label	Cases	Percentage
1	biological	209	97.7%
2	adopted	3	1.4%

# b213_3: Type of non-resident child 3 (W2)			
Value	Label	Cases	Percentage
3	foster	2	<div><div></div></div> 0.9%
1501	biological or adopted	0	
7	does not know	0	
8	refusal	0	
9	no response/not applicable	1196	
Sysmiss		1739	
<i>Warning: these figures indicate the number of cases found in the data file. They cannot be interpreted as summary statistics of the population of interest.</i>			
# b213_4: Type of non-resident child 4 (W2)			
Information	[Type= discrete] [Format=numeric] [Range= 1-1501] [Missing=*/7/8/9]		
Statistics [NW/ W]	[Valid=33 /-] [Invalid=3116 /-]		
Definition	Q 211 FRA, one additional item: "1501-biological or adopted".		
Universe	If R has children (code 1 on Q 207).		
Literal question	Is [name] your biological child or an adopted child?		
Interviewer's instructions	Interviewer Instruction: Use past tense when asking about a deceased child.		
Value	Label	Cases	Percentage
1	biological	32	<div><div></div></div> 97.0%
2	adopted	1	<div><div></div></div> 3.0%
3	foster	0	
1501	biological or adopted	0	
7	does not know	0	
8	refusal	0	
9	no response/not applicable	1377	
Sysmiss		1739	
<i>Warning: these figures indicate the number of cases found in the data file. They cannot be interpreted as summary statistics of the population of interest.</i>			
# b213_5: Type of non-resident child 5 (W2)			
Information	[Type= discrete] [Format=numeric] [Range= 1-1501] [Missing=*/7/8/9]		
Statistics [NW/ W]	[Valid=10 /-] [Invalid=3139 /-]		
Definition	Q 211 FRA, one additional item: "1501-biological or adopted".		
Universe	If R has children (code 1 on Q 207).		
Literal question	Is [name] your biological child or an adopted child?		
Interviewer's instructions	Interviewer Instruction: Use past tense when asking about a deceased child.		
Value	Label	Cases	Percentage
1	biological	9	<div><div></div></div> 90.0%
2	adopted	1	<div><div></div></div> 10.0%
3	foster	0	
1501	biological or adopted	0	
7	does not know	0	
8	refusal	0	
9	no response/not applicable	1400	
Sysmiss		1739	

# b213_5: Type of non-resident child 5 (W2)			
<i>Warning: these figures indicate the number of cases found in the data file. They cannot be interpreted as summary statistics of the population of interest.</i>			
# b213_6: Type of non-resident child 6 (W2)			
Information	[Type= discrete] [Format=numeric] [Range= 1-1501] [Missing=*/7/8/9]		
Statistics [NW/ W]	[Valid=2 /-] [Invalid=3147 /-]		
Definition	Q 211  FRA, one additional item: "1501-biological or adopted".		
Universe	If R has children (code 1 on Q 207).		
Literal question	Is [name] your biological child or an adopted child?		
Interviewer's instructions	Interviewer Instruction: Use past tense when asking about a deceased child.		
Value	Label	Cases	Percentage
1	biological	2	100.0%
2	adopted	0	
3	foster	0	
1501	biological or adopted	0	
7	does not know	0	
8	refusal	0	
9	no response/not applicable	1408	
Sysmiss		1739	
<i>Warning: these figures indicate the number of cases found in the data file. They cannot be interpreted as summary statistics of the population of interest.</i>			
# b214m_1: Mnth since hh membership of non-resident child 1 (W2)			
Information	[Type= discrete] [Format=numeric] [Range= 1-2401] [Missing=*/97/98/99]		
Statistics [NW/ W]	[Valid=11 /-] [Invalid=3138 /-]		
Definition	Q 212		
Universe	If R has children (code 1 on Q 207).		
Literal question	In what month and year did he/she start living in your household?		
Value	Label	Cases	Percentage
1	January	0	
2	February	0	
3	March	1	9.1%
4	April	1	9.1%
5	May	0	
6	June	2	18.2%
7	July	2	18.2%
8	August	0	
9	September	3	27.3%
10	October	0	
11	November	1	9.1%
12	December	1	9.1%
21	winter months at the beginning of the year (January, February)	0	
22	spring	0	
23	summer	0	
24	autumn	0	
25	winter at the end of the year (December)	0	

# b214m_1: Mnth since hh membership of non-resident child 1 (W2)			
Value	Label	Cases	Percentage
97	does not know	0	
98	refusal	0	
99	no response/not applicable	5	
Sysmiss		3133	
<i>Warning: these figures indicate the number of cases found in the data file. They cannot be interpreted as summary statistics of the population of interest.</i>			
# b214m_2: Mnth since hh membership of non-resident child 2 (W2)			
Information	[Type= discrete] [Format=numeric] [Range= 1-2401] [Missing=*/97/98/99]		
Statistics [NW/ W]	[Valid=3 /-] [Invalid=3146 /-]		
Definition	Q 212		
Universe	If R has children (code 1 on Q 207).		
Literal question	In what month and year did he/she start living in your household?		
Value	Label	Cases	Percentage
1	January	0	
2	February	0	
3	March	0	
4	April	1	33.3%
5	May	0	
6	June	0	
7	July	1	33.3%
8	August	0	
9	September	0	
10	October	0	
11	November	1	33.3%
12	December	0	
21	winter months at the beginning of the year (January, February)	0	
22	spring	0	
23	summer	0	
24	autumn	0	
25	winter at the end of the year (December)	0	
97	does not know	0	
98	refusal	0	
99	no response/not applicable	5	
Sysmiss		3141	
<i>Warning: these figures indicate the number of cases found in the data file. They cannot be interpreted as summary statistics of the population of interest.</i>			
# b214m_3: Mnth since hh membership of non-resident child 3 (W2)			
Information	[Type= discrete] [Format=numeric] [Range= 1-2401] [Missing=*/97/98/99]		
Statistics [NW/ W]	[Valid=3 /-] [Invalid=3146 /-]		
Definition	Q 212		
Universe	If R has children (code 1 on Q 207).		
Literal question	In what month and year did he/she start living in your household?		
Value	Label	Cases	Percentage
1	January	0	
2	February	0	

# b214m_3: Mnth since hh membership of non-resident child 3 (W2)			
Value	Label	Cases	Percentage
3	March	1	33.3%
4	April	1	33.3%
5	May	0	
6	June	0	
7	July	1	33.3%
8	August	0	
9	September	0	
10	October	0	
11	November	0	
12	December	0	
21	winter months at the beginning of the year (January, February)	0	
22	spring	0	
23	summer	0	
24	autumn	0	
25	winter at the end of the year (December)	0	
97	does not know	0	
98	refusal	0	
99	no response/not applicable	2	
Sysmiss		3144	
Warning: these figures indicate the number of cases found in the data file. They cannot be interpreted as summary statistics of the population of interest.			
# b214m_4: Mnth since hh membership of non-resident child 4 (W2)			
Information	[Type= discrete] [Format=numeric] [Range= 1-2401] [Missing=*/97/98/99]		
Statistics [NW/ W]	[Valid=0 /-] [Invalid=3149 /-]		
Definition	Q 212		
Universe	If R has children (code 1 on Q 207).		
Literal question	In what month and year did he/she start living in your household?		
Value	Label	Cases	Percentage
1	January	0	
2	February	0	
3	March	0	
4	April	0	
5	May	0	
6	June	0	
7	July	0	
8	August	0	
9	September	0	
10	October	0	
11	November	0	
12	December	0	
21	winter months at the beginning of the year (January, February)	0	
22	spring	0	
23	summer	0	
24	autumn	0	
25	winter at the end of the year (December)	0	



# b214m_4: Mnth since hh membership of non-resident child 4 (W2)			
Value	Label	Cases	Percentage
97	does not know	0	
98	refusal	0	
99	no response/not applicable	1	
Sysmiss		3148	
<i>Warning: these figures indicate the number of cases found in the data file. They cannot be interpreted as summary statistics of the population of interest.</i>			
# b214m_5: Mnth since hh membership of non-resident child 5			
Information	[Type= continuous] [Format=numeric] [Range= 1-2401] [Missing=*/97/98/99]		
Statistics [NW/ W]	[Valid=0 /-] [Invalid=3149 /-]		
Definition	Q 212		
Universe	If R has children (code 1 on Q 207).		
Literal question	In what month and year did he/she start living in your household?		
Value	Label	Cases	Percentage
1	January	0	
2	February	0	
3	March	0	
4	April	0	
5	May	0	
6	June	0	
7	July	0	
8	August	0	
9	September	0	
10	October	0	
11	November	0	
12	December	0	
21	winter months at the beginning of the year (January, February)	0	
22	spring	0	
23	summer	0	
24	autumn	0	
25	winter at the end of the year (December)	0	
97	does not know	0	
98	refusal	0	
99	no response/not applicable	1	
<i>Warning: these figures indicate the number of cases found in the data file. They cannot be interpreted as summary statistics of the population of interest.</i>			
# b214y_1: Yr since hh membership of non-resident child 1 (W2)			
Information	[Type= discrete] [Format=numeric] [Range= 1900-2401] [Missing=*/9997/9998/9999]		
Statistics [NW/ W]	[Valid=14 /-] [Invalid=3135 /-]		
Definition	Q 212		
Universe	If R has children (code 1 on Q 207).		
Literal question	In what month and year did he/she start living in your household?		
Value	Label	Cases	Percentage
1948		1	7.1%
1960		1	7.1%
1964		1	7.1%

# b214y_1: Yr since hh membership of non-resident child 1 (W2)			
Value	Label	Cases	Percentage
1966		1	<div></div> 7.1%
1968		2	<div></div> 14.3%
1978		2	<div></div> 14.3%
1980		1	<div></div> 7.1%
1981		2	<div></div> 14.3%
1983		2	<div></div> 14.3%
1985		1	<div></div> 7.1%
9997	does not know	0	
9998	refusal	0	
9999	no response/not applicable	2	
Sysmiss		3133	
Warning: these figures indicate the number of cases found in the data file. They cannot be interpreted as summary statistics of the population of interest.			
# b214y_2: Yr since hh membership of non-resident child 2 (W2)			
Information	[Type= discrete] [Format=numeric] [Range= 1907-2401] [Missing=*/9997/9998/9999]		
Statistics [NW/ W]	[Valid=5 /-] [Invalid=3144 /-]		
Definition	Q 212		
Universe	If R has children (code 1 on Q 207).		
Literal question	In what month and year did he/she start living in your household?		
Value	Label	Cases	Percentage
1948		1	<div></div> 20.0%
1950		1	<div></div> 20.0%
1974		1	<div></div> 20.0%
1981		1	<div></div> 20.0%
1984		1	<div></div> 20.0%
9997	does not know	0	
9998	refusal	0	
9999	no response/not applicable	3	
Sysmiss		3141	
Warning: these figures indicate the number of cases found in the data file. They cannot be interpreted as summary statistics of the population of interest.			
# b214y_3: Yr since hh membership of non-resident child 3 (W2)			
Information	[Type= discrete] [Format=numeric] [Range= 1907-2401] [Missing=*/9997/9998/9999]		
Statistics [NW/ W]	[Valid=5 /-] [Invalid=3144 /-]		
Definition	Q 212		
Universe	If R has children (code 1 on Q 207).		
Literal question	In what month and year did he/she start living in your household?		
Value	Label	Cases	Percentage
1959		1	<div></div> 20.0%
1960		1	<div></div> 20.0%
1978		1	<div></div> 20.0%
1995		1	<div></div> 20.0%
2004		1	<div></div> 20.0%
9997	does not know	0	
9998	refusal	0	

# b214y_3: Yr since hh membership of non-resident child 3 (W2)			
Value	Label	Cases	Percentage
9999	no response/not applicable	0	
Sysmiss		3144	
Warning: these figures indicate the number of cases found in the data file. They cannot be interpreted as summary statistics of the population of interest.			
# b214y_4: Yr since hh membership of non-resident child 4 (W2)			
Information	[Type= discrete] [Format=numeric] [Range= 1965-2401] [Missing=*/9997/9998/9999]		
Statistics [NW/ W]	[Valid=0 /-] [Invalid=3149 /-]		
Definition	Q 212		
Universe	If R has children (code 1 on Q 207).		
Literal question	In what month and year did he/she start living in your household?		
Value	Label	Cases	Percentage
9997	does not know	0	
9998	refusal	0	
9999	no response/not applicable	1	
Sysmiss		3148	
Warning: these figures indicate the number of cases found in the data file. They cannot be interpreted as summary statistics of the population of interest.			
# b214y_5: Yr since hh membership of non-resident child 5 (W2)			
Information	[Type= discrete] [Format=numeric] [Range= 1971-2401] [Missing=*/9997/9998/9999]		
Statistics [NW/ W]	[Valid=0 /-] [Invalid=3149 /-]		
Definition	Q 212		
Universe	If R has children (code 1 on Q 207).		
Literal question	In what month and year did he/she start living in your household?		
Value	Label	Cases	Percentage
9997	does not know	0	
9998	refusal	0	
9999	no response/not applicable	1	
Sysmiss		3148	
Warning: these figures indicate the number of cases found in the data file. They cannot be interpreted as summary statistics of the population of interest.			
# b215_1: Biological child 1 of current partner (W2)			
Information	[Type= discrete] [Format=numeric] [Range= 1-2601] [Missing=*/7/8/9]		
Statistics [NW/ W]	[Valid=1023 /-] [Invalid=2126 /-]		
Definition	Q 213  - FRA, one additional item: "1501-adopted". - POL, one additional item: "2601-I don't have a partner right now".		
Universe	If R has children (code 1 on Q 207).		
Literal question	Is this child also the biological child of your current partner/spouse?		
Interviewer's instructions	Interviewer Instruction: Use past tense when asking about a deceased child.		
Value	Label	Cases	Percentage
1	yes	797	<div></div> 77.9%
2	no	226	<div></div> 22.1%
6	unknown	0	
1501	adopted	0	

# b215_1: Biological child 1 of current partner (W2)			
Value	Label	Cases	Percentage
2601	I don't have a partner right now	0	
7	does not know	0	
8	refusal	0	
9	no response/not applicable	362	
Sysmiss		1764	
Warning: these figures indicate the number of cases found in the data file. They cannot be interpreted as summary statistics of the population of interest.			
# b215_2: Biological child 2 of current partner (W2)			
Information	[Type= discrete] [Format=numeric] [Range= 1-2601] [Missing=*/7/8/9]		
Statistics [NW/ W]	[Valid=691 /-] [Invalid=2458 /-]		
Definition	Q 213  - FRA, one additional item: "1501-adopted". - POL, one additional item: "2601-I don't have a partner right now".		
Universe	If R has children (code 1 on Q 207).		
Literal question	Is this child also the biological child of your current partner/spouse?		
Interviewer's instructions	Interviewer Instruction: Use past tense when asking about a deceased child.		
Value	Label	Cases	Percentage
1	yes	579	83.8%
2	no	112	16.2%
6	unknown	0	
1501	adopted	0	
2601	I don't have a partner right now	0	
7	does not know	0	
8	refusal	0	
9	no response/not applicable	216	
Sysmiss		2242	
Warning: these figures indicate the number of cases found in the data file. They cannot be interpreted as summary statistics of the population of interest.			
# b215_3: Biological child 3 of current partner (W2)			
Information	[Type= discrete] [Format=numeric] [Range= 1-2601] [Missing=*/7/8/9]		
Statistics [NW/ W]	[Valid=155 /-] [Invalid=2994 /-]		
Definition	Q 213  - FRA, one additional item: "1501-adopted". - POL, one additional item: "2601-I don't have a partner right now".		
Universe	If R has children (code 1 on Q 207).		
Literal question	Is this child also the biological child of your current partner/spouse?		
Interviewer's instructions	Interviewer Instruction: Use past tense when asking about a deceased child.		
Value	Label	Cases	Percentage
1	yes	126	81.3%
2	no	29	18.7%
6	unknown	0	
1501	adopted	0	
2601	I don't have a partner right now	0	
7	does not know	0	

# b215_3: Biological child 3 of current partner (W2)			
Value	Label	Cases	Percentage
8	refusal	0	
9	no response/not applicable	54	
Sysmiss		2940	
Warning: these figures indicate the number of cases found in the data file. They cannot be interpreted as summary statistics of the population of interest.			
# b215_4: Biological child 4 of current partner (W2)			
Information	[Type= discrete] [Format=numeric] [Range= 1-2601] [Missing=*/7/8/9]		
Statistics [NW/ W]	[Valid=24 /-] [Invalid=3125 /-]		
Definition	Q 213  - FRA, one additional item: "1501-adopted". - POL, one additional item: "2601-I don't have a partner right now".		
Universe	If R has children (code 1 on Q 207).		
Literal question	Is this child also the biological child of your current partner/spouse?		
Interviewer's instructions	Interviewer Instruction: Use past tense when asking about a deceased child.		
Value	Label	Cases	Percentage
1	yes	21	87.5%
2	no	3	12.5%
6	unknown	0	
1501	adopted	0	
2601	I don't have a partner right now	0	
7	does not know	0	
8	refusal	0	
9	no response/not applicable	8	
Sysmiss		3117	
Warning: these figures indicate the number of cases found in the data file. They cannot be interpreted as summary statistics of the population of interest.			
# b215_5: Biological child 5 of current partner (W2)			
Information	[Type= discrete] [Format=numeric] [Range= 1-2601] [Missing=*/7/8/9]		
Statistics [NW/ W]	[Valid=6 /-] [Invalid=3143 /-]		
Definition	Q 213  - FRA, one additional item: "1501-adopted". - POL, one additional item: "2601-I don't have a partner right now".		
Universe	If R has children (code 1 on Q 207).		
Literal question	Is this child also the biological child of your current partner/spouse?		
Interviewer's instructions	Interviewer Instruction: Use past tense when asking about a deceased child.		
Value	Label	Cases	Percentage
1	yes	4	66.7%
2	no	2	33.3%
6	unknown	0	
1501	adopted	0	
2601	I don't have a partner right now	0	
7	does not know	0	
8	refusal	0	
9	no response/not applicable	3	

# b215_5: Biological child 5 of current partner (W2)			
Value	Label	Cases	Percentage
Sysmiss		3140	
Warning: these figures indicate the number of cases found in the data file. They cannot be interpreted as summary statistics of the population of interest.			
# b215_6: Biological child 6 of current partner (W2)			
Information	[Type= discrete] [Format=numeric] [Range= 1-2601] [Missing=*/7/8/9]		
Statistics [NW/ W]	[Valid=1 /-] [Invalid=3148 /-]		
Definition	Q 213  - FRA, one additional item: "1501-adopted". - POL, one additional item: "2601-I don't have a partner right now".		
Universe	If R has children (code 1 on Q 207).		
Literal question	Is this child also the biological child of your current partner/spouse?		
Interviewer's instructions	Interviewer Instruction: Use past tense when asking about a deceased child.		
Value	Label	Cases	Percentage
1	yes	1	100.0%
2	no	0	
6	unknown	0	
1501	adopted	0	
2601	I don't have a partner right now	0	
7	does not know	0	
8	refusal	0	
9	no response/not applicable	1	
Sysmiss		3147	
Warning: these figures indicate the number of cases found in the data file. They cannot be interpreted as summary statistics of the population of interest.			
# b216a_1: Age of non-resident child 1 (W2)			
Information	[Type= discrete] [Format=numeric] [Range= 0-9999] [Missing=*/997/998/999]		
Statistics [NW/ W]	[Valid=1311 /-] [Invalid=1838 /-]		
Definition	Q 214.a		
Universe	If R has children (code 1 on Q 207).		
Literal question	How old is he/she?		
Interviewer's instructions	Skip a in case of a deceased child		
Value	Label	Cases	Percentage
1		2	0.2%
2		1	0.1%
3		1	0.1%
4		2	0.2%
5		3	0.2%
6		1	0.1%
7		1	0.1%
8		1	0.1%
9		4	0.3%
10		2	0.2%
11		5	0.4%
12		2	0.2%

## # b216a\_1: Age of non-resident child 1 (W2)

Value	Label	Cases	Percentage
13		5	0.4%
14		4	0.3%
15		3	0.2%
16		9	0.7%
17		7	0.5%
18		10	0.8%
19		8	0.6%
20		8	0.6%
21		6	0.5%
22		6	0.5%
23		19	1.4%
24		19	1.4%
25		22	1.7%
26		34	2.6%
27		29	2.2%
28		41	3.1%
29		37	2.8%
30		46	3.5%
31		45	3.4%
32		42	3.2%
33		56	4.3%
34		37	2.8%
35		37	2.8%
36		55	4.2%
37		34	2.6%
38		45	3.4%
39		44	3.4%
40		42	3.2%
41		33	2.5%
42		43	3.3%
43		45	3.4%
44		47	3.6%
45		44	3.4%
46		46	3.5%
47		42	3.2%
48		30	2.3%
49		29	2.2%
50		23	1.8%
51		27	2.1%
52		36	2.7%
53		24	1.8%
54		20	1.5%
55		16	1.2%
56		15	1.1%
57		7	0.5%

# b216a_1: Age of non-resident child 1 (W2)			
Value	Label	Cases	Percentage
58		3	<div><div></div></div> 0.2%
59		3	<div><div></div></div> 0.2%
61		2	<div><div></div></div> 0.2%
67		1	<div><div></div></div> 0.1%
997	does not know	0	
998	refusal	0	
999	no response/not applicable	12	
Sysmiss		1826	
Warning: these figures indicate the number of cases found in the data file. They cannot be interpreted as summary statistics of the population of interest.			
# b216a_2: Age of non-resident child 2 (W2)			
Information	[Type= discrete] [Format=numeric] [Range= 0-9999] [Missing=*/997/998/999]		
Statistics [NW/ W]	[Valid=872 /-] [Invalid=2277 /-]		
Definition	Q 214.a		
Universe	If R has children (code 1 on Q 207).		
Literal question	How old is he/she?		
Interviewer's instructions	Skip a in case of a deceased child		
Value	Label	Cases	Percentage
5		1	<div><div></div></div> 0.1%
8		2	<div><div></div></div> 0.2%
9		3	<div><div></div></div> 0.3%
10		2	<div><div></div></div> 0.2%
11		2	<div><div></div></div> 0.2%
12		1	<div><div></div></div> 0.1%
13		2	<div><div></div></div> 0.2%
15		3	<div><div></div></div> 0.3%
16		4	<div><div></div></div> 0.5%
17		5	<div><div></div></div> 0.6%
18		2	<div><div></div></div> 0.2%
19		6	<div><div></div></div> 0.7%
20		4	<div><div></div></div> 0.5%
21		7	<div><div></div></div> 0.8%
22		7	<div><div></div></div> 0.8%
23		11	<div><div></div></div> 1.3%
24		16	<div><div></div></div> 1.8%
25		19	<div><div></div></div> 2.2%
26		16	<div><div></div></div> 1.8%
27		23	<div><div></div></div> 2.6%
28		30	<div><div></div></div> 3.4%
29		33	<div><div></div></div> 3.8%
30		39	<div><div></div></div> 4.5%
31		30	<div><div></div></div> 3.4%
32		31	<div><div></div></div> 3.6%
33		50	<div><div></div></div> 5.7%
34		42	<div><div></div></div> 4.8%



# b216a_2: Age of non-resident child 2 (W2)			
Value	Label	Cases	Percentage
35		37	<div></div> 4.2%
36		35	<div></div> 4.0%
37		30	<div></div> 3.4%
38		43	<div></div> 4.9%
39		35	<div></div> 4.0%
40		16	<div></div> 1.8%
41		24	<div></div> 2.8%
42		32	<div></div> 3.7%
43		34	<div></div> 3.9%
44		30	<div></div> 3.4%
45		24	<div></div> 2.8%
46		17	<div></div> 1.9%
47		20	<div></div> 2.3%
48		19	<div></div> 2.2%
49		14	<div></div> 1.6%
50		20	<div></div> 2.3%
51		23	<div></div> 2.6%
52		9	<div></div> 1.0%
53		10	<div></div> 1.1%
54		3	<div></div> 0.3%
55		1	<div></div> 0.1%
57		2	<div></div> 0.2%
59		2	<div></div> 0.2%
61		1	<div></div> 0.1%
997	does not know	0	
998	refusal	0	
999	no response/not applicable	7	
Sysmiss		2270	
Warning: these figures indicate the number of cases found in the data file. They cannot be interpreted as summary statistics of the population of interest.			
# b216a_3: Age of non-resident child 3 (W2)			
Information	[Type= discrete] [Format=numeric] [Range= 1-9999] [Missing=*/997/998/999]		
Statistics [NW/ W]	[Valid=202 /-] [Invalid=2947 /-]		
Definition	Q 214.a		
Universe	If R has children (code 1 on Q 207).		
Literal question	How old is he/she?		
Interviewer's instructions	Skip a in case of a deceased child		
Value	Label	Cases	Percentage
9		3	<div></div> 1.5%
12		1	<div></div> 0.5%
17		2	<div></div> 1.0%
18		1	<div></div> 0.5%
20		2	<div></div> 1.0%
21		2	<div></div> 1.0%
22		5	<div></div> 2.5%

# b216a_3: Age of non-resident child 3 (W2)			
Value	Label	Cases	Percentage
23		7	3.5%
24		3	1.5%
25		5	2.5%
27		3	1.5%
28		6	3.0%
29		11	5.4%
30		10	5.0%
31		12	5.9%
32		13	6.4%
33		12	5.9%
34		6	3.0%
35		5	2.5%
36		5	2.5%
37		7	3.5%
38		6	3.0%
39		4	2.0%
40		3	1.5%
41		10	5.0%
42		10	5.0%
43		8	4.0%
44		6	3.0%
45		3	1.5%
46		5	2.5%
47		5	2.5%
48		4	2.0%
49		5	2.5%
50		2	1.0%
51		3	1.5%
52		2	1.0%
53		1	0.5%
55		2	1.0%
56		2	1.0%
997	does not know	0	
998	refusal	0	
999	no response/not applicable	3	
Sysmiss		2944	
Warning: these figures indicate the number of cases found in the data file. They cannot be interpreted as summary statistics of the population of interest.			
# b216a_4: Age of non-resident child 4 (W2)			
Information	[Type= discrete] [Format=numeric] [Range= 0-9999] [Missing=*/997/998/999]		
Statistics [NW/ W]	[Valid=30 /-] [Invalid=3119 /-]		
Definition	Q 214.a		
Universe	If R has children (code 1 on Q 207).		
Literal question	How old is he/she?		
Interviewer's instructions	Skip a in case of a deceased child		

# # b216a\_4: Age of non-resident child 4 (W2)

Value	Label	Cases	Percentage
17		1	3.3%
21		1	3.3%
27		2	6.7%
28		3	10.0%
29		2	6.7%
30		2	6.7%
31		1	3.3%
32		2	6.7%
33		1	3.3%
35		1	3.3%
36		1	3.3%
37		1	3.3%
38		1	3.3%
40		1	3.3%
41		1	3.3%
42		2	6.7%
43		2	6.7%
44		2	6.7%
47		2	6.7%
52		1	3.3%
997	does not know	0	
998	refusal	0	
999	no response/not applicable	1	
Sysmiss		3118	

Warning: these figures indicate the number of cases found in the data file. They cannot be interpreted as summary statistics of the population of interest.

# b216a_5: Age of non-resident child 5 (W2)				
Information	[Type= discrete] [Format=numeric] [Range= 3-9999] [Missing=*/997/998/999]			
Statistics [NW/ W]	[Valid=10 /-] [Invalid=3139 /-]			
Definition	Q 214.a			
Universe	If R has children (code 1 on Q 207).			
Literal question	How old is he/she?			
Interviewer's instructions	Skip a in case of a deceased child			
Value	Label	Cases	Percentage	
14		1		10.0%
25		1		10.0%
27		1		10.0%
28		1		10.0%
29		1		10.0%
32		1		10.0%
33		1		10.0%
44		1		10.0%
45		1		10.0%
50		1		10.0%
997	does not know	0		
998	refusal	0		
999	no response/not applicable	0		
Sysmiss		3139		
Warning: these figures indicate the number of cases found in the data file. They cannot be interpreted as summary statistics of the population of interest.				
# b216a_6: Age of non-resident child 6 (W2)				
Information	[Type= discrete] [Format=numeric] [Range= 1-9999] [Missing=*/997/998/999]			
Statistics [NW/ W]	[Valid=2 /-] [Invalid=3147 /-]			
Definition	Q 214.a			
Universe	If R has children (code 1 on Q 207).			
Literal question	How old is he/she?			
Interviewer's instructions	Skip a in case of a deceased child			
Value	Label	Cases	Percentage	
41		1		50.0%
47		1		50.0%
997	does not know	0		
998	refusal	0		
999	no response/not applicable	0		
Sysmiss		3147		
Warning: these figures indicate the number of cases found in the data file. They cannot be interpreted as summary statistics of the population of interest.				
# b216m_1: Mnth of birth of non-resident child 1 (W2)				
Information	[Type= discrete] [Format=numeric] [Range= 1-2401] [Missing=*/97/98/99]			
Statistics [NW/ W]	[Valid=1338 /-] [Invalid=1811 /-]			
Definition	Q 214.b  - FRA, one additional item "1501-winter". - AUS, one additional item "2401-Date of birth not asked, over 24 yrs old".			

# b216m_1: Mnth of birth of non-resident child 1 (W2)			
<b>Universe</b>		If R has children (code 1 on Q 207).	
<b>Literal question</b>		In what month and year was he/she born?	
Value	Label	Cases	Percentage
1	January	90	6.7%
2	February	114	8.5%
3	March	141	10.5%
4	April	131	9.8%
5	May	129	9.6%
6	June	129	9.6%
7	July	106	7.9%
8	August	93	7.0%
9	September	98	7.3%
10	October	104	7.8%
11	November	94	7.0%
12	December	109	8.1%
21	winter months at the beginning of the year (January, February)	0	
22	spring	0	
23	summer	0	
24	autumn	0	
25	winter at the end of the year (December)	0	
1501	winter	0	
2401	Date of birth not asked, over 24 yrs old	0	
97	does not know	0	
98	refusal	0	
99	no response/not applicable	1811	
Warning: these figures indicate the number of cases found in the data file. They cannot be interpreted as summary statistics of the population of interest.			
# b216m_2: Mnth of birth of non-resident child 2 (W2)			
<b>Information</b>		[Type= discrete] [Format=numeric] [Range= 1-2401] [Missing=*/97/98/99]	
<b>Statistics [NW/ W]</b>		[Valid=872 /-] [Invalid=2277 /-]	
<b>Definition</b>		Q 214.b  - FRA, one additional item "1501-winter". - AUS, one additional item "2401-Date of birth not asked, over 24 yrs old".	
<b>Universe</b>		If R has children (code 1 on Q 207).	
<b>Literal question</b>		In what month and year was he/she born?	
Value	Label	Cases	Percentage
1	January	59	6.8%
2	February	73	8.4%
3	March	99	11.4%
4	April	76	8.7%
5	May	86	9.9%
6	June	80	9.2%
7	July	57	6.5%
8	August	84	9.6%
9	September	73	8.4%

# b216m_2: Mnth of birth of non-resident child 2 (W2)			
Value	Label	Cases	Percentage
10	October	74	<div><div></div></div> 8.5%
11	November	58	<div><div></div></div> 6.7%
12	December	53	<div><div></div></div> 6.1%
21	winter months at the beginning of the year (January, February)	0	
22	spring	0	
23	summer	0	
24	autumn	0	
25	winter at the end of the year (December)	0	
1501	winter	0	
2401	Date of birth not asked, over 24 yrs old	0	
97	does not know	0	
98	refusal	0	
99	no response/not applicable	2277	
Warning: these figures indicate the number of cases found in the data file. They cannot be interpreted as summary statistics of the population of interest.			
# b216m_3: Mnth of birth of non-resident child 3 (W2)			
Information	[Type= discrete] [Format=numeric] [Range= 1-2401] [Missing=*/97/98/99]		
Statistics [NW/ W]	[Valid=203 /-] [Invalid=2946 /-]		
Definition	Q 214.b - FRA, one additional item "1501-winter". - AUS, one additional item "2401-Date of birth not asked, over 24 yrs old".		
Universe	If R has children (code 1 on Q 207).		
Literal question	In what month and year was he/she born?		
Value	Label	Cases	Percentage
1	January	12	<div><div></div></div> 5.9%
2	February	12	<div><div></div></div> 5.9%
3	March	22	<div><div></div></div> 10.8%
4	April	21	<div><div></div></div> 10.3%
5	May	21	<div><div></div></div> 10.3%
6	June	14	<div><div></div></div> 6.9%
7	July	22	<div><div></div></div> 10.8%
8	August	19	<div><div></div></div> 9.4%
9	September	15	<div><div></div></div> 7.4%
10	October	18	<div><div></div></div> 8.9%
11	November	10	<div><div></div></div> 4.9%
12	December	17	<div><div></div></div> 8.4%
21	winter months at the beginning of the year (January, February)	0	
22	spring	0	
23	summer	0	
24	autumn	0	
25	winter at the end of the year (December)	0	
1501	winter	0	
2401	Date of birth not asked, over 24 yrs old	0	
97	does not know	0	
98	refusal	0	

# b216m_3: Mnth of birth of non-resident child 3 (W2)			
Value	Label	Cases	Percentage
99	no response/not applicable	2946	
<i>Warning: these figures indicate the number of cases found in the data file. They cannot be interpreted as summary statistics of the population of interest.</i>			
# b216m_4: Mnth of birth of non-resident child 4 (W2)			
Information	[Type= discrete] [Format=numeric] [Range= 1-2401] [Missing=*/97/98/99]		
Statistics [NW/ W]	[Valid=30 /-] [Invalid=3119 /-]		
Definition	Q 214.b - FRA, one additional item "1501-winter". - AUS, one additional item "2401-Date of birth not asked, over 24 yrs old".		
Universe	If R has children (code 1 on Q 207).		
Literal question	In what month and year was he/she born?		
Value	Label	Cases	Percentage
1	January	7	23.3%
2	February	3	10.0%
3	March	1	3.3%
4	April	4	13.3%
5	May	4	13.3%
6	June	0	
7	July	2	6.7%
8	August	2	6.7%
9	September	1	3.3%
10	October	2	6.7%
11	November	1	3.3%
12	December	3	10.0%
21	winter months at the beginning of the year (January, February)	0	
22	spring	0	
23	summer	0	
24	autumn	0	
25	winter at the end of the year (December)	0	
1501	winter	0	
2401	Date of birth not asked, over 24 yrs old	0	
97	does not know	0	
98	refusal	0	
99	no response/not applicable	3119	
<i>Warning: these figures indicate the number of cases found in the data file. They cannot be interpreted as summary statistics of the population of interest.</i>			
# b216m_5: Mnth of birth of non-resident child 5 (W2)			
Information	[Type= discrete] [Format=numeric] [Range= 1-2401] [Missing=*/97/98/99]		
Statistics [NW/ W]	[Valid=8 /-] [Invalid=3141 /-]		
Definition	Q 214.b - FRA, one additional item "1501-winter". - AUS, one additional item "2401-Date of birth not asked, over 24 yrs old".		
Universe	If R has children (code 1 on Q 207).		
Literal question	In what month and year was he/she born?		

# b216m_5: Mnth of birth of non-resident child 5 (W2)			
Value	Label	Cases	Percentage
1	January	0	
2	February	1	<div></div> 12.5%
3	March	1	<div></div> 12.5%
4	April	2	<div></div> 25.0%
5	May	0	
6	June	0	
7	July	0	
8	August	0	
9	September	1	<div></div> 12.5%
10	October	2	<div></div> 25.0%
11	November	0	
12	December	1	<div></div> 12.5%
21	winter months at the beginning of the year (January, February)	0	
22	spring	0	
23	summer	0	
24	autumn	0	
25	winter at the end of the year (December)	0	
1501	winter	0	
2401	Date of birth not asked, over 24 yrs old	0	
97	does not know	0	
98	refusal	0	
99	no response/not applicable	3141	
<i>Warning: these figures indicate the number of cases found in the data file. They cannot be interpreted as summary statistics of the population of interest.</i>			
# b216m_6: Mnth of birth of non-resident child 6 (W2)			
<b>Information</b>	[Type= discrete] [Format=numeric] [Range= 1-2401] [Missing=*/97/98/99]		
<b>Statistics [NW/ W]</b>	[Valid=2 /-] [Invalid=3147 /-]		
<b>Definition</b>	Q 214.b  - FRA, one additional item "1501-winter". - AUS, one additional item "2401-Date of birth not asked, over 24 yrs old".		
<b>Universe</b>	If R has children (code 1 on Q 207).		
<b>Literal question</b>	In what month and year was he/she born?		
Value	Label	Cases	Percentage
1	January	0	
2	February	0	
3	March	0	
4	April	0	
5	May	0	
6	June	0	
7	July	0	
8	August	0	
9	September	1	<div></div> 50.0%
10	October	0	
11	November	0	
12	December	1	<div></div> 50.0%



### # b216m\_6: Mnth of birth of non-resident child 6 (W2)

Value	Label	Cases	Percentage
21	winter months at the beginning of the year (January, February)	0	
22	spring	0	
23	summer	0	
24	autumn	0	
25	winter at the end of the year (December)	0	
1501	winter	0	
2401	Date of birth not asked, over 24 yrs old	0	
97	does not know	0	
98	refusal	0	
99	no response/not applicable	3147	

Warning: these figures indicate the number of cases found in the data file. They cannot be interpreted as summary statistics of the population of interest.

### # b216m\_7: Mnth of birth of non-resident child 7 (W2)

<b>Information</b>	[Type= discrete] [Format=numeric] [Range= 1-2401] [Missing=*/97/98/99]
<b>Statistics [NW/ W]</b>	[Valid=0 /-] [Invalid=3149 /-]
<b>Definition</b>	Q 214.b  - FRA, one additional item "1501-winter". - AUS, one additional item "2401-Date of birth not asked, over 24 yrs old".
<b>Universe</b>	If R has children (code 1 on Q 207).
<b>Literal question</b>	In what month and year was he/she born?

Value	Label	Cases	Percentage
1	January	0	
2	February	0	
3	March	0	
4	April	0	
5	May	0	
6	June	0	
7	July	0	
8	August	0	
9	September	0	
10	October	0	
11	November	0	
12	December	0	
21	winter months at the beginning of the year (January, February)	0	
22	spring	0	
23	summer	0	
24	autumn	0	
25	winter at the end of the year (December)	0	
1501	winter	0	
2401	Date of birth not asked, over 24 yrs old	0	
97	does not know	0	
98	refusal	0	
99	no response/not applicable	3149	

Warning: these figures indicate the number of cases found in the data file. They cannot be interpreted as summary statistics of the population of interest.

# b216m_8: Mnth of birth of non-resident child 8 (W2)			
<b>Information</b>	[Type= discrete] [Format=numeric] [Range= 1-2401] [Missing=*/97/98/99]		
<b>Statistics [NW/ W]</b>	[Valid=0 /-] [Invalid=3149 /-]		
<b>Definition</b>	Q 214.b - FRA, one additional item "1501-winter". - AUS, one additional item "2401-Date of birth not asked, over 24 yrs old".		
<b>Universe</b>	If R has children (code 1 on Q 207).		
<b>Literal question</b>	In what month and year was he/she born?		
Value	Label	Cases	Percentage
1	January	0	
2	February	0	
3	March	0	
4	April	0	
5	May	0	
6	June	0	
7	July	0	
8	August	0	
9	September	0	
10	October	0	
11	November	0	
12	December	0	
21	winter months at the beginning of the year (January, February)	0	
22	spring	0	
23	summer	0	
24	autumn	0	
25	winter at the end of the year (December)	0	
1501	winter	0	
2401	Date of birth not asked, over 24 yrs old	0	
97	does not know	0	
98	refusal	0	
99	no response/not applicable	3149	
Warning: these figures indicate the number of cases found in the data file. They cannot be interpreted as summary statistics of the population of interest.			
# b216y_1: Yr of birth of non-resident child 1 (W2)			
<b>Information</b>	[Type= discrete] [Format=numeric] [Range= 996-2401] [Missing=*/9997/9998/9999]		
<b>Statistics [NW/ W]</b>	[Valid=1388 /-] [Invalid=1761 /-]		
<b>Definition</b>	Q 214.b - AUS, one additional item "2401-Date of birth not asked, over 24 yrs old".		
<b>Universe</b>	If R has children (code 1 on Q 207).		
<b>Literal question</b>	In what month and year was he/she born?		
Value	Label	Cases	Percentage
1941		1	0.1%
1947		2	0.1%
1948		1	0.1%
1949		3	0.2%
1950		3	0.2%

# **# b216y\_1: Yr of birth of non-resident child 1 (W2)**

Value	Label	Cases	Percentage
1951		10	0.7%
1952		18	1.3%
1953		17	1.2%
1954		21	1.5%
1955		26	1.9%
1956		38	2.7%
1957		29	2.1%
1958		25	1.8%
1959		30	2.2%
1960		32	2.3%
1961		50	3.6%
1962		49	3.5%
1963		47	3.4%
1964		51	3.7%
1965		47	3.4%
1966		43	3.1%
1967		35	2.5%
1968		45	3.2%
1969		47	3.4%
1970		46	3.3%
1971		38	2.7%
1972		58	4.2%
1973		38	2.7%
1974		38	2.7%
1975		57	4.1%
1976		45	3.2%
1977		46	3.3%
1978		49	3.5%
1979		39	2.8%
1980		44	3.2%
1981		28	2.0%
1982		34	2.4%
1983		23	1.7%
1984		19	1.4%
1985		20	1.4%
1986		6	0.4%
1987		6	0.4%
1988		10	0.7%
1989		9	0.6%
1990		10	0.7%
1991		6	0.4%
1992		9	0.6%
1993		3	0.2%
1994		4	0.3%
1995		6	0.4%

# b216y_1: Yr of birth of non-resident child 1 (W2)			
Value	Label	Cases	Percentage
1996		2	<div><div></div></div> 0.1%
1997		5	<div><div></div></div> 0.4%
1998		2	<div><div></div></div> 0.1%
1999		4	<div><div></div></div> 0.3%
2000		1	<div><div></div></div> 0.1%
2001		2	<div><div></div></div> 0.1%
2002		1	<div><div></div></div> 0.1%
2003		3	<div><div></div></div> 0.2%
2004		2	<div><div></div></div> 0.1%
2006		2	<div><div></div></div> 0.1%
2007		3	<div><div></div></div> 0.2%
2401	Date of birth not asked, over 24 yrs old	0	
9997	does not know	0	
9998	refusal	0	
9999	no response/not applicable	1761	
Warning: these figures indicate the number of cases found in the data file. They cannot be interpreted as summary statistics of the population of interest.			
# b216y_2: Yr of birth of non-resident child 2 (W2)			
Information	[Type= discrete] [Format=numeric] [Range= 996-2401] [Missing=*/9997/9998/9999]		
Statistics [NW/ W]	[Valid=908 /-] [Invalid=2241 /-]		
Definition	Q 214.b  - AUS, one additional item "2401-Date of birth not asked, over 24 yrs old".		
Universe	If R has children (code 1 on Q 207).		
Literal question	In what month and year was he/she born?		
Value	Label	Cases	Percentage
1947		1	<div><div></div></div> 0.1%
1949		2	<div><div></div></div> 0.2%
1950		1	<div><div></div></div> 0.1%
1951		2	<div><div></div></div> 0.2%
1953		1	<div><div></div></div> 0.1%
1954		3	<div><div></div></div> 0.3%
1955		13	<div><div></div></div> 1.4%
1956		11	<div><div></div></div> 1.2%
1957		23	<div><div></div></div> 2.5%
1958		20	<div><div></div></div> 2.2%
1959		16	<div><div></div></div> 1.8%
1960		21	<div><div></div></div> 2.3%
1961		21	<div><div></div></div> 2.3%
1962		18	<div><div></div></div> 2.0%
1963		27	<div><div></div></div> 3.0%
1964		30	<div><div></div></div> 3.3%
1965		36	<div><div></div></div> 4.0%
1966		34	<div><div></div></div> 3.7%
1967		26	<div><div></div></div> 2.9%
1968		18	<div><div></div></div> 2.0%

### # b216y\_2: Yr of birth of non-resident child 2 (W2)

Value	Label	Cases	Percentage
1969		35	3.9%
1970		42	4.6%
1971		32	3.5%
1972		35	3.9%
1973		37	4.1%
1974		42	4.6%
1975		52	5.7%
1976		30	3.3%
1977		32	3.5%
1978		39	4.3%
1979		35	3.9%
1980		31	3.4%
1981		23	2.5%
1982		17	1.9%
1983		19	2.1%
1984		17	1.9%
1985		11	1.2%
1986		8	0.9%
1987		9	1.0%
1988		5	0.6%
1989		6	0.7%
1990		3	0.3%
1991		4	0.4%
1992		4	0.4%
1993		3	0.3%
1995		2	0.2%
1996		1	0.1%
1997		2	0.2%
1998		2	0.2%
1999		3	0.3%
2000		2	0.2%
2003		1	0.1%
2401	Date of birth not asked, over 24 yrs old	0	
9997	does not know	0	
9998	refusal	0	
9999	no response/not applicable	2241	

Warning: these figures indicate the number of cases found in the data file. They cannot be interpreted as summary statistics of the population of interest.

### # b216y\_3: Yr of birth of non-resident child 3 (W2)

Information	[Type= discrete] [Format=numeric] [Range= 996-2401] [Missing=*/9997/9998/9999]
Statistics [NW/ W]	[Valid=211 -/] [Invalid=2938 -/]
Definition	Q 214.b - AUS, one additional item "2401-Date of birth not asked, over 24 yrs old".
Universe	If R has children (code 1 on Q 207).
Literal question	In what month and year was he/she born?

### # b216y\_3: Yr of birth of non-resident child 3 (W2)

Value	Label	Cases	Percentage
1952		2	0.9%
1953		2	0.9%
1955		1	0.5%
1956		2	0.9%
1957		3	1.4%
1958		2	0.9%
1959		5	2.4%
1960		5	2.4%
1961		5	2.4%
1962		6	2.8%
1963		3	1.4%
1964		6	2.8%
1965		8	3.8%
1966		10	4.7%
1967		11	5.2%
1968		3	1.4%
1969		6	2.8%
1970		6	2.8%
1971		7	3.3%
1972		6	2.8%
1973		5	2.4%
1974		7	3.3%
1975		13	6.2%
1976		13	6.2%
1977		12	5.7%
1978		10	4.7%
1979		12	5.7%
1980		6	2.8%
1981		3	1.4%
1983		5	2.4%
1984		3	1.4%
1985		7	3.3%
1986		5	2.4%
1987		2	0.9%
1988		2	0.9%
1990		1	0.5%
1991		2	0.9%
1996		1	0.5%
1999		3	1.4%
2401	Date of birth not asked, over 24 yrs old	0	
9997	does not know	0	
9998	refusal	0	
9999	no response/not applicable	2938	

Warning: these figures indicate the number of cases found in the data file. They cannot be interpreted as summary statistics of the population of interest.

# b216y_4: Yr of birth of non-resident child 4 (W2)			
Information	[Type= discrete] [Format=numeric] [Range= 996-2401] [Missing=*/9997/9998/9999]		
Statistics [NW/ W]	[Valid=32 /-] [Invalid=3117 /-]		
Definition	Q 214.b - AUS, one additional item "2401-Date of birth not asked, over 24 yrs old".		
Universe	If R has children (code 1 on Q 207).		
Literal question	In what month and year was he/she born?		
Value	Label	Cases	Percentage
1956		1	3.1%
1961		3	9.4%
1964		2	6.2%
1965		2	6.2%
1966		2	6.2%
1967		1	3.1%
1968		1	3.1%
1969		1	3.1%
1970		1	3.1%
1971		1	3.1%
1972		1	3.1%
1973		1	3.1%
1975		1	3.1%
1976		2	6.2%
1977		1	3.1%
1978		3	9.4%
1979		1	3.1%
1980		3	9.4%
1981		2	6.2%
1987		1	3.1%
1991		1	3.1%
2401	Date of birth not asked, over 24 yrs old	0	
9997	does not know	0	
9998	refusal	0	
9999	no response/not applicable	3117	
Warning: these figures indicate the number of cases found in the data file. They cannot be interpreted as summary statistics of the population of interest.			
# b216y_5: Yr of birth of non-resident child 5 (W2)			
Information	[Type= discrete] [Format=numeric] [Range= 996-2401] [Missing=*/9997/9998/9999]		
Statistics [NW/ W]	[Valid=10 /-] [Invalid=3139 /-]		
Definition	Q 214.b - AUS, one additional item "2401-Date of birth not asked, over 24 yrs old".		
Universe	If R has children (code 1 on Q 207).		
Literal question	In what month and year was he/she born?		
Value	Label	Cases	Percentage
1958		1	10.0%
1963		1	10.0%

# b216y_5: Yr of birth of non-resident child 5 (W2)				
Value	Label	Cases	Percentage	
1964		1		10.0%
1975		1		10.0%
1976		1		10.0%
1979		1		10.0%
1980		1		10.0%
1981		1		10.0%
1983		1		10.0%
1994		1		10.0%
2401	Date of birth not asked, over 24 yrs old	0		
9997	does not know	0		
9998	refusal	0		
9999	no response/not applicable	3139		
Warning: these figures indicate the number of cases found in the data file. They cannot be interpreted as summary statistics of the population of interest.				
# b216y_6: Yr of birth of non-resident child 6 (W2)				
Information	[Type= discrete] [Format=numeric] [Range= 996-2401] [Missing=*/9997/9998/9999]			
Statistics [NW/ W]	[Valid=2 /-] [Invalid=3147 /-]			
Definition	Q 214.b  - AUS, one additional item "2401-Date of birth not asked, over 24 yrs old".			
Universe	If R has children (code 1 on Q 207).			
Literal question	In what month and year was he/she born?			
Value	Label	Cases	Percentage	
1961		1		50.0%
1967		1		50.0%
2401	Date of birth not asked, over 24 yrs old	0		
9997	does not know	0		
9998	refusal	0		
9999	no response/not applicable	3147		
Warning: these figures indicate the number of cases found in the data file. They cannot be interpreted as summary statistics of the population of interest.				
# b216y_7: Yr of birth of non-resident child 7 (W2)				
Information	[Type= discrete] [Format=numeric] [Range= 1955-2401] [Missing=*/9997/9998/9999]			
Statistics [NW/ W]	[Valid=0 /-] [Invalid=3149 /-]			
Definition	Q 214.b  - AUS, one additional item "2401-Date of birth not asked, over 24 yrs old".			
Universe	If R has children (code 1 on Q 207).			
Literal question	In what month and year was he/she born?			
Value	Label	Cases	Percentage	
2401	Date of birth not asked, over 24 yrs old	0		
9997	does not know	0		
9998	refusal	0		
9999	no response/not applicable	3149		
Warning: these figures indicate the number of cases found in the data file. They cannot be interpreted as summary statistics of the population of interest.				



# b216y_8: Yr of birth of non-resident child 8 (W2)			
Information	[Type= discrete] [Format=numeric] [Range= 1953-2401] [Missing=*/9997/9998/9999]		
Statistics [NW/ W]	[Valid=0 /-] [Invalid=3149 /-]		
Definition	Q 214.b - AUS, one additional item "2401-Date of birth not asked, over 24 yrs old".		
Universe	If R has children (code 1 on Q 207).		
Literal question	In what month and year was he/she born?		
Value	Label	Cases	Percentage
2401	Date of birth not asked, over 24 yrs old	0	
9997	does not know	0	
9998	refusal	0	
9999	no response/not applicable	3149	
Warning: these figures indicate the number of cases found in the data file. They cannot be interpreted as summary statistics of the population of interest.			
# b217m_1: Mnth of death of non-resident child 1 (W2)			
Information	[Type= discrete] [Format=numeric] [Range= 1-2401] [Missing=*/97/98/99]		
Statistics [NW/ W]	[Valid=69 /-] [Invalid=3080 /-]		
Definition	Q 215 - FRA, one additional item "1501-winter". - AUS, one additional item "2401-Date of birth not asked, over 24 yrs old".		
Universe	If R has children (code 1 on Q 207).		
Literal question	In what month and year did [name] die?		
Value	Label	Cases	Percentage
1	January	3	<div><div></div></div> 4.3%
2	February	7	<div><div></div></div> 10.1%
3	March	5	<div><div></div></div> 7.2%
4	April	10	<div><div></div></div> 14.5%
5	May	7	<div><div></div></div> 10.1%
6	June	8	<div><div></div></div> 11.6%
7	July	2	<div><div></div></div> 2.9%
8	August	8	<div><div></div></div> 11.6%
9	September	3	<div><div></div></div> 4.3%
10	October	3	<div><div></div></div> 4.3%
11	November	7	<div><div></div></div> 10.1%
12	December	6	<div><div></div></div> 8.7%
21	winter months at the beginning of the year (January, February)	0	
22	spring	0	
23	summer	0	
24	autumn	0	
25	winter at the end of the year (December)	0	
1501	winter	0	
2401	Date of birth not asked, over 24 yrs old	0	
97	does not know	0	
98	refusal	0	
99	no response/not applicable	9	
Sysmiss		3071	

# b217m_1: Mnth of death of non-resident child 1 (W2)			
<i>Warning: these figures indicate the number of cases found in the data file. They cannot be interpreted as summary statistics of the population of interest.</i>			
# b217m_2: Mnth of death of non-resident child 2 (W2)			
Information	[Type= discrete] [Format=numeric] [Range= 1-2401] [Missing=*/97/98/99]		
Statistics [NW/ W]	[Valid=33 /-] [Invalid=3116 /-]		
Definition	Q 215  - FRA, one additional item "1501-winter". - AUS, one additional item "2401-Date of birth not asked, over 24 yrs old".		
Universe	If R has children (code 1 on Q 207).		
Literal question	In what month and year did [name] die?		
Value	Label	Cases	Percentage
1	January	4	<div></div> 12.1%
2	February	1	<div></div> 3.0%
3	March	3	<div></div> 9.1%
4	April	4	<div></div> 12.1%
5	May	1	<div></div> 3.0%
6	June	7	<div></div> 21.2%
7	July	4	<div></div> 12.1%
8	August	3	<div></div> 9.1%
9	September	1	<div></div> 3.0%
10	October	2	<div></div> 6.1%
11	November	2	<div></div> 6.1%
12	December	1	<div></div> 3.0%
21	winter months at the beginning of the year (January, February)	0	
22	spring	0	
23	summer	0	
24	autumn	0	
25	winter at the end of the year (December)	0	
1501	winter	0	
2401	Date of birth not asked, over 24 yrs old	0	
97	does not know	0	
98	refusal	0	
99	no response/not applicable	3	
Sysmiss		3113	
<i>Warning: these figures indicate the number of cases found in the data file. They cannot be interpreted as summary statistics of the population of interest.</i>			
# b217m_3: Mnth of death of non-resident child 3 (W2)			
Information	[Type= discrete] [Format=numeric] [Range= 1-2401] [Missing=*/97/98/99]		
Statistics [NW/ W]	[Valid=9 /-] [Invalid=3140 /-]		
Definition	Q 215  - FRA, one additional item "1501-winter". - AUS, one additional item "2401-Date of birth not asked, over 24 yrs old".		
Universe	If R has children (code 1 on Q 207).		
Literal question	In what month and year did [name] die?		
Value	Label	Cases	Percentage
1	January	1	<div></div> 11.1%

# b217m_3: Mnth of death of non-resident child 3 (W2)			
Value	Label	Cases	Percentage
2	February	0	
3	March	1	<div></div> 11.1%
4	April	0	
5	May	0	
6	June	3	<div></div> 33.3%
7	July	1	<div></div> 11.1%
8	August	0	
9	September	0	
10	October	0	
11	November	1	<div></div> 11.1%
12	December	2	<div></div> 22.2%
21	winter months at the beginning of the year (January, February)	0	
22	spring	0	
23	summer	0	
24	autumn	0	
25	winter at the end of the year (December)	0	
1501	winter	0	
2401	Date of birth not asked, over 24 yrs old	0	
97	does not know	0	
98	refusal	0	
99	no response/not applicable	0	
Sysmiss		3140	
Warning: these figures indicate the number of cases found in the data file. They cannot be interpreted as summary statistics of the population of interest.			
# b217m_4: Mnth of death of non-resident child 4 (W2)			
Information	[Type= discrete] [Format=numeric] [Range= 1-2401] [Missing=*/97/98/99]		
Statistics [NW/ W]	[Valid=2 /-] [Invalid=3147 /-]		
Definition	Q 215  - FRA, one additional item "1501-winter". - AUS, one additional item "2401-Date of birth not asked, over 24 yrs old".		
Universe	If R has children (code 1 on Q 207).		
Literal question	In what month and year did [name] die?		
Value	Label	Cases	Percentage
1	January	1	<div></div> 50.0%
2	February	0	
3	March	0	
4	April	0	
5	May	0	
6	June	0	
7	July	0	
8	August	0	
9	September	0	
10	October	0	
11	November	1	<div></div> 50.0%
12	December	0	

# b217m_4: Mnth of death of non-resident child 4 (W2)			
Value	Label	Cases	Percentage
21	winter months at the beginning of the year (January, February)	0	
22	spring	0	
23	summer	0	
24	autumn	0	
25	winter at the end of the year (December)	0	
1501	winter	0	
2401	Date of birth not asked, over 24 yrs old	0	
97	does not know	0	
98	refusal	0	
99	no response/not applicable	0	
Sysmiss		3147	
Warning: these figures indicate the number of cases found in the data file. They cannot be interpreted as summary statistics of the population of interest.			
# b217y_1: Yr of death of non-resident child 1 (W2)			
Information	[Type= discrete] [Format=numeric] [Range= 997-24002] [Missing= */9997/9998/9999]		
Statistics [NW/ W]	[Valid=76 /-] [Invalid=3073 /-]		
Definition	Q 215  AUS, two additional items: "24001-Less than 2 years ago", "24002-2 to less than 5 years ago".		
Universe	If R has children (code 1 on Q 207).		
Literal question	In what month and year did [name] die?		
Value	Label	Cases	Percentage
1955		1	<div></div> 1.3%
1963		3	<div></div> 3.9%
1964		1	<div></div> 1.3%
1968		1	<div></div> 1.3%
1969		1	<div></div> 1.3%
1970		1	<div></div> 1.3%
1973		1	<div></div> 1.3%
1975		2	<div></div> 2.6%
1977		3	<div></div> 3.9%
1978		1	<div></div> 1.3%
1980		3	<div></div> 3.9%
1983		1	<div></div> 1.3%
1984		1	<div></div> 1.3%
1986		4	<div></div> 5.3%
1988		2	<div></div> 2.6%
1989		2	<div></div> 2.6%
1990		2	<div></div> 2.6%
1993		3	<div></div> 3.9%
1994		1	<div></div> 1.3%
1995		3	<div></div> 3.9%
1996		1	<div></div> 1.3%
1997		3	<div></div> 3.9%
1998		2	<div></div> 2.6%
1999		1	<div></div> 1.3%

### # b217y\_1: Yr of death of non-resident child 1 (W2)

Value	Label	Cases	Percentage
2000		6	7.9%
2001		2	2.6%
2002		4	5.3%
2003		2	2.6%
2004		3	3.9%
2005		4	5.3%
2006		5	6.6%
2007		3	3.9%
2008		3	3.9%
24001	Less than 2 years ago	0	
24002	2 to less than 5 years ago	0	
9997	does not know	0	
9998	refusal	0	
9999	no response/not applicable	2	
Sysmiss		3071	

Warning: these figures indicate the number of cases found in the data file. They cannot be interpreted as summary statistics of the population of interest.

### # b217y\_2: Yr of death of non-resident child 2 (W2)

<b>Information</b>	[Type= discrete] [Format=numeric] [Range= 997-24002] [Missing=*/9997/9998/9999]
<b>Statistics [NW/ W]</b>	[Valid=36 /-] [Invalid=3113 /-]
<b>Definition</b>	Q 215  AUS, two additional items: "24001-Less than 2 years ago", "24002-2 to less than 5 years ago".
<b>Universe</b>	If R has children (code 1 on Q 207).
<b>Literal question</b>	In what month and year did [name] die?

Value	Label	Cases	Percentage
1963		1	2.8%
1964		1	2.8%
1965		1	2.8%
1966		1	2.8%
1967		1	2.8%
1968		1	2.8%
1972		1	2.8%
1973		1	2.8%
1976		1	2.8%
1980		1	2.8%
1981		2	5.6%
1984		2	5.6%
1985		3	8.3%
1986		2	5.6%
1987		1	2.8%
1989		1	2.8%
1993		1	2.8%
1995		2	5.6%
1998		1	2.8%
1999		1	2.8%

# b217y_2: Yr of death of non-resident child 2 (W2)				
Value	Label	Cases	Percentage	
2000		1	<div></div>	2.8%
2001		1	<div></div>	2.8%
2002		3	<div></div>	8.3%
2005		2	<div></div>	5.6%
2006		2	<div></div>	5.6%
2007		1	<div></div>	2.8%
24001	Less than 2 years ago	0		
24002	2 to less than 5 years ago	0		
9997	does not know	0		
9998	refusal	0		
9999	no response/not applicable	0		
Sysmiss		3113		
Warning: these figures indicate the number of cases found in the data file. They cannot be interpreted as summary statistics of the population of interest.				
# b217y_3: Yr of death of non-resident child 3 (W2)				
Information	[Type= discrete] [Format=numeric] [Range= 997-24002] [Missing=*/9997/9998/9999]			
Statistics [NW/ W]	[Valid=9 /-] [Invalid=3140 /-]			
Definition	Q 215  AUS, two additional items: "24001-Less than 2 years ago", "24002-2 to less than 5 years ago".			
Universe	If R has children (code 1 on Q 207).			
Literal question	In what month and year did [name] die?			
Value	Label	Cases	Percentage	
1960		1	<div></div>	11.1%
1967		1	<div></div>	11.1%
1972		1	<div></div>	11.1%
1975		1	<div></div>	11.1%
1987		1	<div></div>	11.1%
1990		1	<div></div>	11.1%
1997		1	<div></div>	11.1%
2001		1	<div></div>	11.1%
2002		1	<div></div>	11.1%
24001	Less than 2 years ago	0		
24002	2 to less than 5 years ago	0		
9997	does not know	0		
9998	refusal	0		
9999	no response/not applicable	0		
Sysmiss		3140		
Warning: these figures indicate the number of cases found in the data file. They cannot be interpreted as summary statistics of the population of interest.				
# b217y_4: Yr of death of non-resident child 4 (W2)				
Information	[Type= discrete] [Format=numeric] [Range= 997-24002] [Missing=*/9997/9998/9999]			
Statistics [NW/ W]	[Valid=2 /-] [Invalid=3147 /-]			
Definition	Q 215  AUS, two additional items: "24001-Less than 2 years ago", "24002-2 to less than 5 years ago".			
Universe	If R has children (code 1 on Q 207).			

# b217y_4: Yr of death of non-resident child 4 (W2)			
<b>Literal question</b>		In what month and year did [name] die?	
Value	Label	Cases	Percentage
1961		1	<div></div> 50.0%
2007		1	<div></div> 50.0%
24001	Less than 2 years ago	0	
24002	2 to less than 5 years ago	0	
9997	does not know	0	
9998	refusal	0	
9999	no response/not applicable	0	
Sysmiss		3147	
<i>Warning: these figures indicate the number of cases found in the data file. They cannot be interpreted as summary statistics of the population of interest.</i>			
# b220m_1: Mnth of leaving parental home of non-resident child 1			
<b>Information</b>		[Type= discrete] [Format=numeric] [Range= 1-2401] [Missing=*/97/98/99]	
<b>Statistics [NW/ W]</b>		[Valid=725 /-] [Invalid=2424 /-]	
<b>Definition</b>		Q 216  FRA, one additional item: "1501-winter".	
<b>Universe</b>		If R has children (code 1 on Q 207).	
<b>Literal question</b>		In what month and year did you and [name of child] stop living in the same household?	
Value	Label	Cases	Percentage
1	January	50	<div></div> 6.9%
2	February	41	<div></div> 5.7%
3	March	79	<div></div> 10.9%
4	April	76	<div></div> 10.5%
5	May	76	<div></div> 10.5%
6	June	97	<div></div> 13.4%
7	July	63	<div></div> 8.7%
8	August	48	<div></div> 6.6%
9	September	83	<div></div> 11.4%
10	October	44	<div></div> 6.1%
11	November	36	<div></div> 5.0%
12	December	32	<div></div> 4.4%
21	winter months at the beginning of the year (January, February)	0	
22	spring	0	
23	summer	0	
24	autumn	0	
25	winter at the end of the year (December)	0	
1501	winter	0	
97	does not know	3	
98	refusal	0	
99	no response/not applicable	595	
Sysmiss		1826	
<i>Warning: these figures indicate the number of cases found in the data file. They cannot be interpreted as summary statistics of the population of interest.</i>			
# b220m_2: Mnth of leaving parental home of non-resident child 2			
<b>Information</b>		[Type= discrete] [Format=numeric] [Range= 1-2401] [Missing=*/97/98/99]	

# b220m_2: Mnth of leaving parental home of non-resident child 2			
Statistics [NW/ W]	[Valid=488 /-] [Invalid=2661 /-]		
Definition	Q 216 FRA, one additional item: "1501-winter".		
Universe	If R has children (code 1 on Q 207).		
Literal question	In what month and year did you and [name of child] stop living in the same household?		
Value	Label	Cases	Percentage
1	January	45	<div></div> 9.2%
2	February	30	<div></div> 6.1%
3	March	40	<div></div> 8.2%
4	April	44	<div></div> 9.0%
5	May	58	<div></div> 11.9%
6	June	61	<div></div> 12.5%
7	July	45	<div></div> 9.2%
8	August	39	<div></div> 8.0%
9	September	62	<div></div> 12.7%
10	October	26	<div></div> 5.3%
11	November	19	<div></div> 3.9%
12	December	19	<div></div> 3.9%
21	winter months at the beginning of the year (January, February)	0	
22	spring	0	
23	summer	0	
24	autumn	0	
25	winter at the end of the year (December)	0	
1501	winter	0	
97	does not know	0	
98	refusal	0	
99	no response/not applicable	391	
Sysmiss		2270	
Warning: these figures indicate the number of cases found in the data file. They cannot be interpreted as summary statistics of the population of interest.			
# b220m_3: Mnth of leaving parental home of non-resident child 3			
Information	[Type= discrete] [Format=numeric] [Range= 1-2401] [Missing=*/97/98/99]		
Statistics [NW/ W]	[Valid=103 /-] [Invalid=3046 /-]		
Definition	Q 216 FRA, one additional item: "1501-winter".		
Universe	If R has children (code 1 on Q 207).		
Literal question	In what month and year did you and [name of child] stop living in the same household?		
Value	Label	Cases	Percentage
1	January	3	<div></div> 2.9%
2	February	9	<div></div> 8.7%
3	March	10	<div></div> 9.7%
4	April	12	<div></div> 11.7%
5	May	9	<div></div> 8.7%
6	June	15	<div></div> 14.6%



### # b220m\_3: Mnth of leaving parental home of non-resident child 3

Value	Label	Cases	Percentage
7	July	13	12.6%
8	August	4	3.9%
9	September	9	8.7%
10	October	10	9.7%
11	November	6	5.8%
12	December	3	2.9%
21	winter months at the beginning of the year (January, February)	0	
22	spring	0	
23	summer	0	
24	autumn	0	
25	winter at the end of the year (December)	0	
1501	winter	0	
97	does not know	0	
98	refusal	0	
99	no response/not applicable	102	
Sysmiss		2944	

Warning: these figures indicate the number of cases found in the data file. They cannot be interpreted as summary statistics of the population of interest.

### # b220m\_4: Mnth of leaving parental home of non-resident child 4

<b>Information</b>	[Type= discrete] [Format=numeric] [Range= 1-2401] [Missing=*/97/98/99]
<b>Statistics [NW/ W]</b>	[Valid=17 /-] [Invalid=3132 /-]
<b>Definition</b>	Q 216 FRA, one additional item: "1501-winter".
<b>Universe</b>	If R has children (code 1 on Q 207).
<b>Literal question</b>	In what month and year did you and [name of child] stop living in the same household?

Value	Label	Cases	Percentage
1	January	2	11.8%
2	February	0	
3	March	1	5.9%
4	April	1	5.9%
5	May	0	
6	June	1	5.9%
7	July	1	5.9%
8	August	2	11.8%
9	September	4	23.5%
10	October	1	5.9%
11	November	1	5.9%
12	December	3	17.6%
21	winter months at the beginning of the year (January, February)	0	
22	spring	0	
23	summer	0	
24	autumn	0	
25	winter at the end of the year (December)	0	
1501	winter	0	
97	does not know	0	

# b220m_4: Mnth of leaving parental home of non-resident child 4			
Value	Label	Cases	Percentage
98	refusal	0	
99	no response/not applicable	14	
Sysmiss		3118	
Warning: these figures indicate the number of cases found in the data file. They cannot be interpreted as summary statistics of the population of interest.			
# b220m_5: Mnth of leaving parental home of non-resident child 5			
Information	[Type= discrete] [Format=numeric] [Range= 1-2401] [Missing=*/97/98/99]		
Statistics [NW/ W]	[Valid=5 /-] [Invalid=3144 /-]		
Definition	Q 216 FRA, one additional item: "1501-winter".		
Universe	If R has children (code 1 on Q 207).		
Literal question	In what month and year did you and [name of child] stop living in the same household?		
Value	Label	Cases	Percentage
1	January	1	20.0%
2	February	1	20.0%
3	March	0	
4	April	0	
5	May	0	
6	June	1	20.0%
7	July	0	
8	August	0	
9	September	1	20.0%
10	October	0	
11	November	0	
12	December	1	20.0%
21	winter months at the beginning of the year (January, February)	0	
22	spring	0	
23	summer	0	
24	autumn	0	
25	winter at the end of the year (December)	0	
1501	winter	0	
97	does not know	0	
98	refusal	0	
99	no response/not applicable	5	
Sysmiss		3139	
Warning: these figures indicate the number of cases found in the data file. They cannot be interpreted as summary statistics of the population of interest.			
# b220m_6: Mnth of leaving parental home of non-resident child 6			
Information	[Type= discrete] [Format=numeric] [Range= 1-2401] [Missing=*/97/98/99]		
Statistics [NW/ W]	[Valid=2 /-] [Invalid=3147 /-]		
Definition	Q 216 FRA, one additional item: "1501-winter".		
Universe	If R has children (code 1 on Q 207).		
Literal question	In what month and year did you and [name of child] stop living in the same household?		

# b220m_6: Mnth of leaving parental home of non-resident child 6			
Value	Label	Cases	Percentage
1	January	0	
2	February	1	<div></div> 50.0%
3	March	0	
4	April	0	
5	May	0	
6	June	0	
7	July	0	
8	August	0	
9	September	0	
10	October	0	
11	November	0	
12	December	1	<div></div> 50.0%
21	winter months at the beginning of the year (January, February)	0	
22	spring	0	
23	summer	0	
24	autumn	0	
25	winter at the end of the year (December)	0	
1501	winter	0	
97	does not know	0	
98	refusal	0	
99	no response/not applicable	0	
Sysmiss		3147	
Warning: these figures indicate the number of cases found in the data file. They cannot be interpreted as summary statistics of the population of interest.			
# b220y_1: Yr of leaving parental home of non-resident child 1 (W2)			
Information	[Type= discrete] [Format=numeric] [Range= 5-24002] [Missing=*/9997/9998/9999]		
Statistics [NW/ W]	[Valid=1190 /-] [Invalid=1959 /-]		
Definition	Q 216 AUS, two additional items: "24001-Less than 2 years ago", "24002-2 to less than 5 years ago".		
Universe	If R has children (code 1 on Q 207).		
Literal question	In what month and year did you and [name of child] stop living in the same household?		
Value	Label	Cases	Percentage
1957		2	<div></div> 0.2%
1959		1	<div></div> 0.1%
1960		1	<div></div> 0.1%
1962		1	<div></div> 0.1%
1963		1	<div></div> 0.1%
1964		1	<div></div> 0.1%
1965		2	<div></div> 0.2%
1967		2	<div></div> 0.2%
1968		3	<div></div> 0.3%
1969		1	<div></div> 0.1%
1970		3	<div></div> 0.3%
1971		5	<div></div> 0.4%

## # b220y\_1: Yr of leaving parental home of non-resident child 1 (W2)

Value	Label	Cases	Percentage
1972		7	0.6%
1973		9	0.8%
1974		12	1.0%
1975		21	1.8%
1976		15	1.3%
1977		10	0.8%
1978		15	1.3%
1979		20	1.7%
1980		48	4.0%
1981		14	1.2%
1982		20	1.7%
1983		25	2.1%
1984		33	2.8%
1985		44	3.7%
1986		33	2.8%
1987		27	2.3%
1988		43	3.6%
1989		31	2.6%
1990		59	5.0%
1991		32	2.7%
1992		38	3.2%
1993		35	2.9%
1994		33	2.8%
1995		43	3.6%
1996		29	2.4%
1997		35	2.9%
1998		55	4.6%
1999		28	2.4%
2000		64	5.4%
2001		26	2.2%
2002		34	2.9%
2003		32	2.7%
2004		33	2.8%
2005		54	4.5%
2006		49	4.1%
2007		42	3.5%
2008		19	1.6%
24001	Less than 2 years ago	0	
24002	2 to less than 5 years ago	0	
9997	does not know	0	
9998	refusal	0	
9999	no response/not applicable	211	
Sysmiss		1748	

Warning: these figures indicate the number of cases found in the data file. They cannot be interpreted as summary statistics of the population of interest.

# b220y_2: Yr of leaving parental home of non-resident child 2 (W2)			
Information	[Type= discrete] [Format=numeric] [Range= 7-24002] [Missing=*/9997/9998/9999]		
Statistics [NW/ W]	[Valid=796 /-] [Invalid=2353 /-]		
Definition	Q 216  AUS, two additional items: "24001-Less than 2 years ago", "24002-2 to less than 5 years ago".		
Universe	If R has children (code 1 on Q 207).		
Literal question	In what month and year did you and [name of child] stop living in the same household?		
Value	Label	Cases	Percentage
1965		1	0.1%
1968		2	0.3%
1970		1	0.1%
1971		4	0.5%
1972		1	0.1%
1973		2	0.3%
1974		1	0.1%
1975		6	0.8%
1976		6	0.8%
1977		8	1.0%
1978		10	1.3%
1979		5	0.6%
1980		22	2.8%
1981		13	1.6%
1982		10	1.3%
1983		17	2.1%
1984		18	2.3%
1985		29	3.6%
1986		16	2.0%
1987		13	1.6%
1988		22	2.8%
1989		20	2.5%
1990		36	4.5%
1991		24	3.0%
1992		21	2.6%
1993		25	3.1%
1994		28	3.5%
1995		41	5.2%
1996		31	3.9%
1997		18	2.3%
1998		38	4.8%
1999		29	3.6%
2000		42	5.3%
2001		23	2.9%
2002		31	3.9%
2003		23	2.9%
2004		40	5.0%
2005		35	4.4%

## # b220y\_2: Yr of leaving parental home of non-resident child 2 (W2)

Value	Label	Cases	Percentage
2006		33	4.1%
2007		33	4.1%
2008		18	2.3%
24001	Less than 2 years ago	0	
24002	2 to less than 5 years ago	0	
9997	does not know	0	
9998	refusal	0	
9999	no response/not applicable	119	
Sysmiss		2234	

Warning: these figures indicate the number of cases found in the data file. They cannot be interpreted as summary statistics of the population of interest.

## # b220y\_3: Yr of leaving parental home of non-resident child 3 (W2)

<b>Information</b>	[Type= discrete] [Format=numeric] [Range= 7-24002] [Missing=*/9997/9998/9999]
<b>Statistics [NW/ W]</b>	[Valid=177 /-] [Invalid=2972 /-]
<b>Definition</b>	Q 216  AUS, two additional items: "24001-Less than 2 years ago", "24002-2 to less than 5 years ago".
<b>Universe</b>	If R has children (code 1 on Q 207).
<b>Literal question</b>	In what month and year did you and [name of child] stop living in the same household?

Value	Label	Cases	Percentage
1968		1	0.6%
1972		2	1.1%
1973		1	0.6%
1975		1	0.6%
1976		1	0.6%
1978		1	0.6%
1979		4	2.3%
1980		4	2.3%
1982		3	1.7%
1983		4	2.3%
1984		2	1.1%
1985		10	5.6%
1986		4	2.3%
1987		3	1.7%
1988		7	4.0%
1989		3	1.7%
1990		7	4.0%
1991		6	3.4%
1992		8	4.5%
1993		4	2.3%
1994		2	1.1%
1995		5	2.8%
1996		5	2.8%
1997		2	1.1%
1998		12	6.8%
1999		7	4.0%

### # b220y\_3: Yr of leaving parental home of non-resident child 3 (W2)

Value	Label	Cases	Percentage
2000		9	5.1%
2001		3	1.7%
2002		8	4.5%
2003		9	5.1%
2004		9	5.1%
2005		5	2.8%
2006		10	5.6%
2007		12	6.8%
2008		3	1.7%
24001	Less than 2 years ago	0	
24002	2 to less than 5 years ago	0	
9997	does not know	0	
9998	refusal	0	
9999	no response/not applicable	37	
Sysmiss		2935	

Warning: these figures indicate the number of cases found in the data file. They cannot be interpreted as summary statistics of the population of interest.

### # b220y\_4: Yr of leaving parental home of non-resident child 4 (W2)

<b>Information</b>	[Type= discrete] [Format=numeric] [Range= 997-24002] [Missing=*/9997/9998/9999]
<b>Statistics [NW/ W]</b>	[Valid=26 /-] [Invalid=3123 /-]
<b>Definition</b>	Q 216  AUS, two additional items: "24001-Less than 2 years ago", "24002-2 to less than 5 years ago".
<b>Universe</b>	If R has children (code 1 on Q 207).
<b>Literal question</b>	In what month and year did you and [name of child] stop living in the same household?

Value	Label	Cases	Percentage
1984		1	3.8%
1985		2	7.7%
1988		1	3.8%
1989		2	7.7%
1990		2	7.7%
1991		2	7.7%
1992		2	7.7%
1993		1	3.8%
1995		2	7.7%
1996		1	3.8%
1998		1	3.8%
1999		1	3.8%
2000		1	3.8%
2001		4	15.4%
2004		1	3.8%
2005		1	3.8%
2007		1	3.8%
24001	Less than 2 years ago	0	
24002	2 to less than 5 years ago	0	
9997	does not know	0	

# b220y_4: Yr of leaving parental home of non-resident child 4 (W2)			
Value	Label	Cases	Percentage
9998	refusal	0	
9999	no response/not applicable	7	
Sysmiss		3116	
Warning: these figures indicate the number of cases found in the data file. They cannot be interpreted as summary statistics of the population of interest.			
# b220y_5: Yr of leaving parental home of non-resident child 5 (W2)			
Information	[Type= discrete] [Format=numeric] [Range= 0-24002] [Missing=*/9997/9998/9999]		
Statistics [NW/ W]	[Valid=7 /-] [Invalid=3142 /-]		
Definition	Q 216 AUS, two additional items: "24001-Less than 2 years ago", "24002-2 to less than 5 years ago".		
Universe	If R has children (code 1 on Q 207).		
Literal question	In what month and year did you and [name of child] stop living in the same household?		
Value	Label	Cases	Percentage
1985		1	14.3%
1995		1	14.3%
1996		1	14.3%
1997		1	14.3%
1999		2	28.6%
2004		1	14.3%
24001	Less than 2 years ago	0	
24002	2 to less than 5 years ago	0	
9997	does not know	0	
9998	refusal	0	
9999	no response/not applicable	3	
Sysmiss		3139	
Warning: these figures indicate the number of cases found in the data file. They cannot be interpreted as summary statistics of the population of interest.			
# b220y_6: Yr of leaving parental home of non-resident child 6 (W2)			
Information	[Type= discrete] [Format=numeric] [Range= 2-24002] [Missing=*/9997/9998/9999]		
Statistics [NW/ W]	[Valid=2 /-] [Invalid=3147 /-]		
Definition	Q 216 AUS, two additional items: "24001-Less than 2 years ago", "24002-2 to less than 5 years ago".		
Universe	If R has children (code 1 on Q 207).		
Literal question	In what month and year did you and [name of child] stop living in the same household?		
Value	Label	Cases	Percentage
1986		1	50.0%
1996		1	50.0%
24001	Less than 2 years ago	0	
24002	2 to less than 5 years ago	0	
9997	does not know	0	
9998	refusal	0	
9999	no response/not applicable	0	
Sysmiss		3147	
Warning: these figures indicate the number of cases found in the data file. They cannot be interpreted as summary statistics of the population of interest.			



# b221h_1: Time (hrs) to reach home of non-resident child 1 (W2)			
Information	[Type= discrete] [Format=numeric] [Range= 0-9999] [Missing=*/997/998/999]		
Statistics [NW/ W]	[Valid=1269 /-] [Invalid=1880 /-]		
Definition	Q 217		
Universe	If R has children (code 1 on Q 207).		
Interviewer's instructions	How long does it take to get from your home to where [name] is living at present?		
Value	Label	Cases	Percentage
0		856	<div></div> 67.5%
1		211	<div></div> 16.6%
2		83	<div></div> 6.5%
3		41	<div></div> 3.2%
4		26	<div></div> 2.0%
5		9	<div></div> 0.7%
6		11	<div></div> 0.9%
7		4	<div></div> 0.3%
8		9	<div></div> 0.7%
9		1	<div></div> 0.1%
10		4	<div></div> 0.3%
12		3	<div></div> 0.2%
13		1	<div></div> 0.1%
14		1	<div></div> 0.1%
18		1	<div></div> 0.1%
20		1	<div></div> 0.1%
24		3	<div></div> 0.2%
26		1	<div></div> 0.1%
30		1	<div></div> 0.1%
40		1	<div></div> 0.1%
48		1	<div></div> 0.1%
997	does not know	0	
998	refusal	0	
999	no response/not applicable	54	
Sysmiss		1826	
Warning: these figures indicate the number of cases found in the data file. They cannot be interpreted as summary statistics of the population of interest.			
# b221h_2: Time (hrs) to reach home of non-resident child 2 (W2)			
Information	[Type= discrete] [Format=numeric] [Range= 0-9999] [Missing=*/997/998/999]		
Statistics [NW/ W]	[Valid=853 /-] [Invalid=2296 /-]		
Definition	Q 217		
Universe	If R has children (code 1 on Q 207).		
Interviewer's instructions	How long does it take to get from your home to where [name] is living at present?		
Value	Label	Cases	Percentage
0		565	<div></div> 66.2%
1		152	<div></div> 17.8%
2		55	<div></div> 6.4%
3		24	<div></div> 2.8%
4		14	<div></div> 1.6%

# b221h_2: Time (hrs) to reach home of non-resident child 2 (W2)			
Value	Label	Cases	Percentage
5		13	1.5%
6		6	0.7%
7		4	0.5%
8		6	0.7%
9		1	0.1%
10		4	0.5%
12		2	0.2%
13		1	0.1%
22		1	0.1%
24		3	0.4%
27		1	0.1%
48		1	0.1%
997	does not know	0	
998	refusal	0	
999	no response/not applicable	26	
Sysmiss		2270	
Warning: these figures indicate the number of cases found in the data file. They cannot be interpreted as summary statistics of the population of interest.			
# b221h_3: Time (hrs) to reach home of non-resident child 3 (W2)			
Information	[Type= discrete] [Format=numeric] [Range= 0-9999] [Missing=*/997/998/999]		
Statistics [NW/ W]	[Valid=197 -/] [Invalid=2952 -/]		
Definition	Q 217		
Universe	If R has children (code 1 on Q 207).		
Interviewer's instructions	How long does it take to get from your home to where [name] is living at present?		
Value	Label	Cases	Percentage
0		142	72.1%
1		28	14.2%
2		9	4.6%
3		2	1.0%
4		2	1.0%
6		3	1.5%
7		1	0.5%
8		4	2.0%
10		3	1.5%
15		1	0.5%
20		2	1.0%
997	does not know	0	
998	refusal	0	
999	no response/not applicable	8	
Sysmiss		2944	
Warning: these figures indicate the number of cases found in the data file. They cannot be interpreted as summary statistics of the population of interest.			
# b221h_4: Time (hrs) to reach home of non-resident child 4 (W2)			
Information	[Type= discrete] [Format=numeric] [Range= 0-9999] [Missing=*/997/998/999]		
Statistics [NW/ W]	[Valid=31 -/] [Invalid=3118 -/]		

# b221h_4: Time (hrs) to reach home of non-resident child 4 (W2)			
<b>Definition</b>		Q 217	
<b>Universe</b>		If R has children (code 1 on Q 207).	
<b>Interviewer's instructions</b>		How long does it take to get from your home to where [name] is living at present?	
Value	Label	Cases	Percentage
0		23	<div></div> 74.2%
1		4	<div></div> 12.9%
5		1	<div></div> 3.2%
6		1	<div></div> 3.2%
7		1	<div></div> 3.2%
12		1	<div></div> 3.2%
997	does not know	0	
998	refusal	0	
999	no response/not applicable	0	
Sysmiss		3118	
<i>Warning: these figures indicate the number of cases found in the data file. They cannot be interpreted as summary statistics of the population of interest.</i>			
# b221h_5: Time (hrs) to reach home of non-resident child 5 (W2)			
<b>Information</b>		[Type= discrete] [Format=numeric] [Range= 0-9999] [Missing=*/997/998/999]	
<b>Statistics [NW/ W]</b>		[Valid=10 /-] [Invalid=3139 /-]	
<b>Definition</b>		Q 217	
<b>Universe</b>		If R has children (code 1 on Q 207).	
<b>Interviewer's instructions</b>		How long does it take to get from your home to where [name] is living at present?	
Value	Label	Cases	Percentage
0		8	<div></div> 80.0%
1		1	<div></div> 10.0%
30		1	<div></div> 10.0%
997	does not know	0	
998	refusal	0	
999	no response/not applicable	0	
Sysmiss		3139	
<i>Warning: these figures indicate the number of cases found in the data file. They cannot be interpreted as summary statistics of the population of interest.</i>			
# b221h_6: Time (hrs) to reach home of non-resident child 6 (W2)			
<b>Information</b>		[Type= discrete] [Format=numeric] [Range= 0-9999] [Missing=*/997/998/999]	
<b>Statistics [NW/ W]</b>		[Valid=2 /-] [Invalid=3147 /-]	
<b>Definition</b>		Q 217	
<b>Universe</b>		If R has children (code 1 on Q 207).	
<b>Interviewer's instructions</b>		How long does it take to get from your home to where [name] is living at present?	
Value	Label	Cases	Percentage
0		2	<div></div> 100.0%
997	does not know	0	
998	refusal	0	
999	no response/not applicable	0	
Sysmiss		3147	
<i>Warning: these figures indicate the number of cases found in the data file. They cannot be interpreted as summary statistics of the population of interest.</i>			

# b221t_1: Time (mins) to reach home of non-resident child 1 (W2)			
Information	[Type= discrete] [Format=numeric] [Range= 0-999] [Missing=*/97/98/99]		
Statistics [NW/ W]	[Valid=1277 /-] [Invalid=1872 /-]		
Definition	Q 217		
Universe	If R has children (code 1 on Q 207).		
Literal question	How long does it take to get from your home to where [name] is living at present?		
Value	Label	Cases	Percentage
0		277	<div></div> 21.7%
1		16	<div></div> 1.3%
2		15	<div></div> 1.2%
3		12	<div></div> 0.9%
4		1	<div></div> 0.1%
5		67	<div></div> 5.2%
6		3	<div></div> 0.2%
7		4	<div></div> 0.3%
8		3	<div></div> 0.2%
10		140	<div></div> 11.0%
12		4	<div></div> 0.3%
13		1	<div></div> 0.1%
14		2	<div></div> 0.2%
15		157	<div></div> 12.3%
20		142	<div></div> 11.1%
25		27	<div></div> 2.1%
30		270	<div></div> 21.1%
35		18	<div></div> 1.4%
40		41	<div></div> 3.2%
45		54	<div></div> 4.2%
50		22	<div></div> 1.7%
55		1	<div></div> 0.1%
97	does not know	0	
98	refusal	0	
99	no response/not applicable	46	
Sysmiss		1826	
Warning: these figures indicate the number of cases found in the data file. They cannot be interpreted as summary statistics of the population of interest.			
# b221t_2: Time (mins) to reach home of non-resident child 2 (W2)			
Information	[Type= discrete] [Format=numeric] [Range= 0-999] [Missing=*/97/98/99]		
Statistics [NW/ W]	[Valid=854 /-] [Invalid=2295 /-]		
Definition	Q 217		
Universe	If R has children (code 1 on Q 207).		
Literal question	How long does it take to get from your home to where [name] is living at present?		
Value	Label	Cases	Percentage
0		189	<div></div> 22.1%
1		7	<div></div> 0.8%
2		13	<div></div> 1.5%
3		6	<div></div> 0.7%

# b221t_2: Time (mins) to reach home of non-resident child 2 (W2)			
Value	Label	Cases	Percentage
4		1	0.1%
5		46	5.4%
6		4	0.5%
7		3	0.4%
8		3	0.4%
10		106	12.4%
12		4	0.5%
14		1	0.1%
15		86	10.1%
16		1	0.1%
18		1	0.1%
20		105	12.3%
24		1	0.1%
25		11	1.3%
30		185	21.7%
31		1	0.1%
35		8	0.9%
40		19	2.2%
45		37	4.3%
50		15	1.8%
55		1	0.1%
97	does not know	0	
98	refusal	0	
99	no response/not applicable	25	
Sysmiss		2270	
Warning: these figures indicate the number of cases found in the data file. They cannot be interpreted as summary statistics of the population of interest.			
# b221t_3: Time (mins) to reach home of non-resident child 3 (W2)			
Information	[Type= discrete] [Format=numeric] [Range= 0-999] [Missing=*/97/98/99]		
Statistics [NW/ W]	[Valid=198 /-] [Invalid=2951 /-]		
Definition	Q 217		
Universe	If R has children (code 1 on Q 207).		
Literal question	How long does it take to get from your home to where [name] is living at present?		
Value	Label	Cases	Percentage
0		38	19.2%
1		4	2.0%
2		3	1.5%
3		4	2.0%
5		13	6.6%
10		19	9.6%
14		3	1.5%
15		35	17.7%
20		19	9.6%
25		2	1.0%
30		41	20.7%

# b221t_3: Time (mins) to reach home of non-resident child 3 (W2)			
Value	Label	Cases	Percentage
35		2	<div><div></div></div> 1.0%
40		4	<div><div></div></div> 2.0%
45		6	<div><div></div></div> 3.0%
50		2	<div><div></div></div> 1.0%
55		3	<div><div></div></div> 1.5%
97	does not know	0	
98	refusal	0	
99	no response/not applicable	7	
Sysmiss		2944	
Warning: these figures indicate the number of cases found in the data file. They cannot be interpreted as summary statistics of the population of interest.			
# b221t_4: Time (mins) to reach home of non-resident child 4 (W2)			
Information	[Type= discrete] [Format=numeric] [Range= 0-999] [Missing=*/97/98/99]		
Statistics [NW/ W]	[Valid=31 /-] [Invalid=3118 /-]		
Definition	Q 217		
Universe	If R has children (code 1 on Q 207).		
Literal question	How long does it take to get from your home to where [name] is living at present?		
Value	Label	Cases	Percentage
0		5	<div><div></div></div> 16.1%
1		2	<div><div></div></div> 6.5%
5		5	<div><div></div></div> 16.1%
6		1	<div><div></div></div> 3.2%
10		5	<div><div></div></div> 16.1%
15		2	<div><div></div></div> 6.5%
20		4	<div><div></div></div> 12.9%
30		6	<div><div></div></div> 19.4%
40		1	<div><div></div></div> 3.2%
97	does not know	0	
98	refusal	0	
99	no response/not applicable	0	
Sysmiss		3118	
Warning: these figures indicate the number of cases found in the data file. They cannot be interpreted as summary statistics of the population of interest.			
# b221t_5: Time (mins) to reach home of non-resident child 5 (W2)			
Information	[Type= discrete] [Format=numeric] [Range= 0-999] [Missing=*/97/98/99]		
Statistics [NW/ W]	[Valid=10 /-] [Invalid=3139 /-]		
Definition	Q 217		
Universe	If R has children (code 1 on Q 207).		
Literal question	How long does it take to get from your home to where [name] is living at present?		
Value	Label	Cases	Percentage
0		1	<div><div></div></div> 10.0%
2		1	<div><div></div></div> 10.0%
3		2	<div><div></div></div> 20.0%
15		2	<div><div></div></div> 20.0%
20		1	<div><div></div></div> 10.0%

# b221t_5: Time (mins) to reach home of non-resident child 5 (W2)			
Value	Label	Cases	Percentage
30		1	<div></div> 10.0%
45		2	<div></div> 20.0%
97	does not know	0	
98	refusal	0	
99	no response/not applicable	0	
Sysmiss		3139	
<i>Warning: these figures indicate the number of cases found in the data file. They cannot be interpreted as summary statistics of the population of interest.</i>			
# b221t_6: Time (mins) to reach home of non-resident child 6 (W2)			
Information	[Type= discrete] [Format=numeric] [Range= 0-999] [Missing=*/97/98/99]		
Statistics [NW/ W]	[Valid=2 /-] [Invalid=3147 /-]		
Definition	Q 217		
Universe	If R has children (code 1 on Q 207).		
Literal question	How long does it take to get from your home to where [name] is living at present?		
Value	Label	Cases	Percentage
25		1	<div></div> 50.0%
30		1	<div></div> 50.0%
97	does not know	0	
98	refusal	0	
99	no response/not applicable	0	
Sysmiss		3147	
<i>Warning: these figures indicate the number of cases found in the data file. They cannot be interpreted as summary statistics of the population of interest.</i>			







# b221hour_1: Time distance to reach non-resident child 1 in hours (W2)			
Information	[Type= discrete] [Format=numeric] [Range= 0-170] [Missing=*/997/998/999]		
Statistics [NW/ W]	[Valid=1268 /-] [Invalid=1881 /-]		
Definition	Derived variable from Q 217		
Universe	If R has children (code 1 on Q 207).		
Literal question	How long does it take to get from your home to where [name] is living at present?		
Notes	Values have been rounded to 1/10 of an hour; values exceeding 1 have been rounded to the nearest hour.		
Value	Label	Cases	Percentage
0		42	3.3%
0.1000000014901		87	6.9%
0.2000000029802		125	9.9%
0.3000000119209		276	21.8%
0.4000000059604		27	2.1%
0.5		179	14.1%
0.6000000238418		18	1.4%
0.6999999880790		38	3.0%
0.8000000119209		63	5.0%
0.8999999761581		1	0.1%
1		165	13.0%
2		104	8.2%
3		54	4.3%
4		28	2.2%
5		15	1.2%
6		8	0.6%
7		9	0.7%
8		9	0.7%
9		1	0.1%
10		4	0.3%
11		1	0.1%
12		2	0.2%
13		2	0.2%
14		1	0.1%
18		1	0.1%
20		1	0.1%
24		3	0.2%
27		1	0.1%
31		1	0.1%
41		1	0.1%
48		1	0.1%
997	does not know	0	
998	refusal	0	
999	no response/not applicable	55	
Sysmiss		1826	
Warning: these figures indicate the number of cases found in the data file. They cannot be interpreted as summary statistics of the population of interest.			
# b221hour_2: Time distance to reach non-resident child 2 in hours (W2)			
Information	[Type= discrete] [Format=numeric] [Range= 0-168] [Missing=*/997/998/999]		



# b221hour_2: Time distance to reach non-resident child 2 in hours (W2)			
Statistics [NW/ W]	[Valid=853 /-] [Invalid=2296 /-]		
Definition	Derived variable from Q 217		
Universe	If R has children (code 1 on Q 207).		
Literal question	How long does it take to get from your home to where [name] is living at present?		
Notes	Values have been rounded to 1/10 of an hour; values exceeding 1 have been rounded to the nearest hour.		
Value	Label	Cases	Percentage
0		30	3.5%
0.1000000014901		63	7.4%
0.2000000029802		101	11.8%
0.3000000119209		174	20.4%
0.4000000059604		11	1.3%
0.5		118	13.8%
0.6000000238418		8	0.9%
0.6999999880790		19	2.2%
0.8000000119209		40	4.7%
0.8999999761581		1	0.1%
1		101	11.8%
2		98	11.5%
3		26	3.0%
4		16	1.9%
5		15	1.8%
6		6	0.7%
7		5	0.6%
8		4	0.5%
9		4	0.5%
10		2	0.2%
11		2	0.2%
12		2	0.2%
13		1	0.1%
22		1	0.1%
24		2	0.2%
25		1	0.1%
27		1	0.1%
48		1	0.1%
997	does not know	0	
998	refusal	0	
999	no response/not applicable	26	
Sysmiss		2270	
Warning: these figures indicate the number of cases found in the data file. They cannot be interpreted as summary statistics of the population of interest.			
# b221hour_3: Time distance to reach non-resident child 3 in hours (W2)			
Information	[Type= discrete] [Format=numeric] [Range= 0-148] [Missing=*/997/998/999]		
Statistics [NW/ W]	[Valid=197 /-] [Invalid=2952 /-]		
Definition	Derived variable from Q 217		
Universe	If R has children (code 1 on Q 207).		

# b221hour_3: Time distance to reach non-resident child 3 in hours (W2)			
<b>Literal question</b>	How long does it take to get from your home to where [name] is living at present?		
<b>Notes</b>	Values have been rounded to 1/10 of an hour; values exceeding 1 have been rounded to the nearest hour.		
Value	Label	Cases	Percentage
0		11	<div><div></div></div> 5.6%
0.1000000014901		17	<div><div></div></div> 8.6%
0.2000000029802		20	<div><div></div></div> 10.2%
0.3000000119209		51	<div><div></div></div> 25.9%
0.4000000059604		2	<div><div></div></div> 1.0%
0.5		25	<div><div></div></div> 12.7%
0.6000000238418		2	<div><div></div></div> 1.0%
0.6999999880790		4	<div><div></div></div> 2.0%
0.8000000119209		7	<div><div></div></div> 3.6%
0.8999999761581		3	<div><div></div></div> 1.5%
1		19	<div><div></div></div> 9.6%
2		12	<div><div></div></div> 6.1%
3		8	<div><div></div></div> 4.1%
4		2	<div><div></div></div> 1.0%
6		2	<div><div></div></div> 1.0%
7		2	<div><div></div></div> 1.0%
8		3	<div><div></div></div> 1.5%
9		1	<div><div></div></div> 0.5%
10		3	<div><div></div></div> 1.5%
15		1	<div><div></div></div> 0.5%
20		2	<div><div></div></div> 1.0%
997	does not know	0	
998	refusal	0	
999	no response/not applicable	8	
Sysmiss		2944	
Warning: these figures indicate the number of cases found in the data file. They cannot be interpreted as summary statistics of the population of interest.			
# b221hour_4: Time distance to reach non-resident child 4 in hours (W2)			
<b>Information</b>	[Type= discrete] [Format=numeric] [Range= 0-170] [Missing=*/997/998/999]		
<b>Statistics [NW/ W]</b>	[Valid=31 /-] [Invalid=3118 /-]		
<b>Definition</b>	Derived variable from Q 217		
<b>Universe</b>	If R has children (code 1 on Q 207).		
<b>Literal question</b>	How long does it take to get from your home to where [name] is living at present?		
<b>Notes</b>	Values have been rounded to 1/10 of an hour; values exceeding 1 have been rounded to the nearest hour.		
Value	Label	Cases	Percentage
0		3	<div><div></div></div> 9.7%
0.1000000014901		5	<div><div></div></div> 16.1%
0.2000000029802		4	<div><div></div></div> 12.9%
0.3000000119209		5	<div><div></div></div> 16.1%
0.5		5	<div><div></div></div> 16.1%
0.6999999880790		1	<div><div></div></div> 3.2%
1		3	<div><div></div></div> 9.7%

# b221hour_4: Time distance to reach non-resident child 4 in hours (W2)				
Value	Label	Cases	Percentage	
2		1	<div></div>	3.2%
5		1	<div></div>	3.2%
6		1	<div></div>	3.2%
7		1	<div></div>	3.2%
12		1	<div></div>	3.2%
997	does not know	0		
998	refusal	0		
999	no response/not applicable	0		
Sysmiss		3118		
Warning: these figures indicate the number of cases found in the data file. They cannot be interpreted as summary statistics of the population of interest.				
# b221hour_5: Time distance to reach non-resident child 5 in hours (W2)				
Information	[Type= discrete] [Format=numeric] [Range= 0-170] [Missing=*/997/998/999]			
Statistics [NW/ W]	[Valid=10 /-] [Invalid=3139 /-]			
Definition	Derived variable from Q 217			
Universe	If R has children (code 1 on Q 207).			
Literal question	How long does it take to get from your home to where [name] is living at present?			
Notes	Values have been rounded to 1/10 of an hour; values exceeding 1 have been rounded to the nearest hour.			
Value	Label	Cases	Percentage	
0		1	<div></div>	10.0%
0.1000000014901		2	<div></div>	20.0%
0.3000000119209		2	<div></div>	20.0%
0.5		1	<div></div>	10.0%
0.8000000119209		2	<div></div>	20.0%
1		1	<div></div>	10.0%
30		1	<div></div>	10.0%
997	does not know	0		
998	refusal	0		
999	no response/not applicable	0		
Sysmiss		3139		
Warning: these figures indicate the number of cases found in the data file. They cannot be interpreted as summary statistics of the population of interest.				
# b221hour_6: Time distance to reach non-resident child 6 in hours (W2)				
Information	[Type= discrete] [Format=numeric] [Range= 0-170] [Missing=*/997/998/999]			
Statistics [NW/ W]	[Valid=2 /-] [Invalid=3147 /-]			
Definition	Derived variable from Q 217			
Universe	If R has children (code 1 on Q 207).			
Literal question	How long does it take to get from your home to where [name] is living at present?			
Notes	Values have been rounded to 1/10 of an hour; values exceeding 1 have been rounded to the nearest hour.			
Value	Label	Cases	Percentage	
0.4000000059604		1	<div></div>	50.0%
0.5		1	<div></div>	50.0%
997	does not know	0		
998	refusal	0		

# b221hour_6: Time distance to reach non-resident child 6 in hours (W2)			
Value	Label	Cases	Percentage
999	no response/not applicable	0	
Sysmiss		3147	
Warning: these figures indicate the number of cases found in the data file. They cannot be interpreted as summary statistics of the population of interest.			
# b222_1: Freq. of looking after non-resident child 1			
Information	[Type= discrete] [Format=numeric] [Range= 0-2408] [Missing=*/997/998/999]		
Statistics [NW/ W]	[Valid=29 /-] [Invalid=3120 /-]		
Definition	Q 218		
Universe	If R has children younger than 14		
Literal question	How often do you look after [name]?		
Interviewer's instructions	Interviewer Instruction: Ask the next question about each child who is younger than 14. If older go to 219 !		
Value	Label	Cases	Percentage
0	never	0	
1		6	 20.7%
12		12	 41.4%
52		11	 37.9%
997	does not know	0	
998	refusal	0	
999	no response/not applicable	1	
Sysmiss		3119	
Warning: these figures indicate the number of cases found in the data file. They cannot be interpreted as summary statistics of the population of interest.			
# b222_2: Freq. of looking after non-resident child 2			
Information	[Type= discrete] [Format=numeric] [Range= 0-2408] [Missing=*/997/998/999]		
Statistics [NW/ W]	[Valid=13 /-] [Invalid=3136 /-]		
Definition	Q 218		
Universe	If R has children younger than 14		
Literal question	How often do you look after [name]?		
Interviewer's instructions	Interviewer Instruction: Ask the next question about each child who is younger than 14. If older go to 219 !		
Value	Label	Cases	Percentage
0	never	0	
1		4	 30.8%
12		5	 38.5%
52		4	 30.8%
997	does not know	0	
998	refusal	0	
999	no response/not applicable	0	
Sysmiss		3136	
Warning: these figures indicate the number of cases found in the data file. They cannot be interpreted as summary statistics of the population of interest.			
# b222_3: Freq. of looking after non-resident child 3			
Information	[Type= discrete] [Format=numeric] [Range= 0-2408] [Missing=*/997/998/999]		
Statistics [NW/ W]	[Valid=4 /-] [Invalid=3145 /-]		
Definition	Q 218		
Universe	If R has children younger than 14		

# b222_3: Freq. of looking after non-resident child 3			
<b>Literal question</b>		How often do you look after [name]?	
<b>Interviewer's instructions</b>		Interviewer Instruction: Ask the next question about each child who is younger than 14. If older go to 219 !	
Value	Label	Cases	Percentage
0	never	0	
1		1	<div><div></div></div> 25.0%
52		3	<div><div></div></div> 75.0%
997	does not know	0	
998	refusal	0	
999	no response/not applicable	0	
Sysmiss		3145	
<i>Warning: these figures indicate the number of cases found in the data file. They cannot be interpreted as summary statistics of the population of interest.</i>			
# b222u_1: Time unit of freq. of looking after non-resident child 1			
<b>Information</b>		[Type= discrete] [Format=numeric] [Range= 1-1807] [Missing=*/7/8/9]	
<b>Statistics [NW/ W]</b>		[Valid=3149 /-] [Invalid=0 /-]	
<b>Definition</b>		Q 218  Only country-specific items: - DEU: "1401-daily", "1402-on weekdays", "1403-more than once per week", "1404-once per week", "1405-more than once per month", "1406-once per month", "1407-more than once per year", "1408-once per year", "1409-rarely", "1410-never".	
<b>Universe</b>		If R has children younger than 14	
<b>Literal question</b>		How often do you look after [name]?	
<b>Interviewer's instructions</b>		Interviewer Instruction: Ask the next question about each child who is younger than 14. If older go to 219 !	
Value	Label	Cases	Percentage
1	week	3149	<div><div></div></div> 100.0%
2	month	0	
3	year	0	
1401	daily	0	
1402	on weekdays	0	
1403	more than once per week	0	
1404	once per week	0	
1405	more than once per month	0	
1406	once per month	0	
1407	more than once per year	0	
1408	once per year	0	
1409	rarely	0	
1410	never	0	
7	does not know	0	
8	refusal	0	
9	no response/not applicable	0	
<i>Warning: these figures indicate the number of cases found in the data file. They cannot be interpreted as summary statistics of the population of interest.</i>			
# b222u_2: Time unit of freq. of looking after non-resident child 2			
<b>Information</b>		[Type= discrete] [Format=numeric] [Range= 1-1807] [Missing=*/7/8/9]	
<b>Statistics [NW/ W]</b>		[Valid=3149 /-] [Invalid=0 /-]	
<b>Definition</b>		Q 218  Only country-specific items:	

# b222u_2: Time unit of freq. of looking after non-resident child 2			
	- DEU: "1401-daily", "1402-on weekdays", "1403-more than once per week", "1404-once per week", "1405-more than once per month", "1406-once per month", "1407-more than once per year", "1408-once per year", "1409-rarely", "1410-never".		
<b>Universe</b>	If R has children younger than 14		
<b>Literal question</b>	How often do you look after [name]?		
<b>Interviewer's instructions</b>	Interviewer Instruction: Ask the next question about each child who is younger than 14. If older go to 219 !		
Value	Label	Cases	Percentage
1	week	3149	100.0%
2	month	0	
3	year	0	
1401	daily	0	
1402	on weekdays	0	
1403	more than once per week	0	
1404	once per week	0	
1405	more than once per month	0	
1406	once per month	0	
1407	more than once per year	0	
1408	once per year	0	
1409	rarely	0	
1410	never	0	
7	does not know	0	
8	refusal	0	
9	no response/not applicable	0	
<i>Warning: these figures indicate the number of cases found in the data file. They cannot be interpreted as summary statistics of the population of interest.</i>			
# b222u_3: Time unit of freq. of looking after non-resident child 3			
<b>Information</b>	[Type= discrete] [Format=numeric] [Range= 1-1807] [Missing=*/7/8/9]		
<b>Statistics [NW/ W]</b>	[Valid=3149 /-] [Invalid=0 /-]		
<b>Definition</b>	Q 218  Only country-specific items: - DEU: "1401-daily", "1402-on weekdays", "1403-more than once per week", "1404-once per week", "1405-more than once per month", "1406-once per month", "1407-more than once per year", "1408-once per year", "1409-rarely", "1410-never".		
<b>Universe</b>	If R has children younger than 14		
<b>Literal question</b>	How often do you look after [name]?		
<b>Interviewer's instructions</b>	Interviewer Instruction: Ask the next question about each child who is younger than 14. If older go to 219 !		
Value	Label	Cases	Percentage
1	week	3149	100.0%
2	month	0	
3	year	0	
1401	daily	0	
1402	on weekdays	0	
1403	more than once per week	0	
1404	once per week	0	
1405	more than once per month	0	
1406	once per month	0	
1407	more than once per year	0	
1408	once per year	0	

# b222u_3: Time unit of freq. of looking after non-resident child 3				
Value	Label	Cases	Percentage	
1409	rarely	0		
1410	never	0		
7	does not know	0		
8	refusal	0		
9	no response/not applicable	0		
Warning: these figures indicate the number of cases found in the data file. They cannot be interpreted as summary statistics of the population of interest.				
# b222u_4: Time unit of freq. of looking after non-resident child 4				
Information	[Type= discrete] [Format=numeric] [Range= 1-1807] [Missing=*/7/8/9]			
Statistics [NW/ W]	[Valid=3149 /-] [Invalid=0 /-]			
Definition	Q 218  Only country-specific items: - DEU: "1401-daily", "1402-on weekdays", "1403-more than once per week", "1404-once per week", "1405-more than once per month", "1406-once per month", "1407-more than once per year", "1408-once per year", "1409-rarely", "1410-never".			
Universe	If R has children younger than 14			
Literal question	How often do you look after [name]?			
Interviewer's instructions	Interviewer Instruction: Ask the next question about each child who is younger than 14. If older go to 219 !			
Value	Label	Cases	Percentage	
1	week	3149	<div></div> 100.0%	
2	month	0		
3	year	0		
1401	daily	0		
1402	on weekdays	0		
1403	more than once per week	0		
1404	once per week	0		
1405	more than once per month	0		
1406	once per month	0		
1407	more than once per year	0		
1408	once per year	0		
1409	rarely	0		
1410	never	0		
7	does not know	0		
8	refusal	0		
9	no response/not applicable	0		
Warning: these figures indicate the number of cases found in the data file. They cannot be interpreted as summary statistics of the population of interest.				
# b222u_5: Time unit of freq. of looking after non-resident child 5				
Information	[Type= discrete] [Format=numeric] [Range= 1-1807] [Missing=*/7/8/9]			
Statistics [NW/ W]	[Valid=3149 /-] [Invalid=0 /-]			
Definition	Q 218  Only country-specific items: - DEU: "1401-daily", "1402-on weekdays", "1403-more than once per week", "1404-once per week", "1405-more than once per month", "1406-once per month", "1407-more than once per year", "1408-once per year", "1409-rarely", "1410-never".			
Universe	If R has children younger than 14			
Literal question	How often do you look after [name]?			

# b222u_5: Time unit of freq. of looking after non-resident child 5				
Interviewer's instructions		Interviewer Instruction: Ask the next question about each child who is younger than 14. If older go to 219 !		
Value	Label	Cases	Percentage	
1	week	3149	<div><div></div></div> 100.0%	
2	month	0		
3	year	0		
1401	daily	0		
1402	on weekdays	0		
1403	more than once per week	0		
1404	once per week	0		
1405	more than once per month	0		
1406	once per month	0		
1407	more than once per year	0		
1408	once per year	0		
1409	rarely	0		
1410	never	0		
7	does not know	0		
8	refusal	0		
9	no response/not applicable	0		
Warning: these figures indicate the number of cases found in the data file. They cannot be interpreted as summary statistics of the population of interest.				
# b222u_6: Time unit of freq. of looking after non-resident child 6				
Information		[Type= discrete] [Format=numeric] [Range= 1-1807] [Missing=*/7/8/9]		
Statistics [NW/ W]		[Valid=3149 /-] [Invalid=0 /-]		
Definition		Q 218  Only country-specific items: - DEU: "1401-daily", "1402-on weekdays", "1403-more than once per week", "1404-once per week", "1405-more than once per month", "1406-once per month", "1407-more than once per year", "1408-once per year", "1409-rarely", "1410-never".		
Universe		If R has children younger than 14		
Literal question		How often do you look after [name]?		
Interviewer's instructions		Interviewer Instruction: Ask the next question about each child who is younger than 14. If older go to 219 !		
Value	Label	Cases	Percentage	
1	week	3149	<div><div></div></div> 100.0%	
2	month	0		
3	year	0		
1401	daily	0		
1402	on weekdays	0		
1403	more than once per week	0		
1404	once per week	0		
1405	more than once per month	0		
1406	once per month	0		
1407	more than once per year	0		
1408	once per year	0		
1409	rarely	0		
1410	never	0		
7	does not know	0		
8	refusal	0		



# b222u_6: Time unit of freq. of looking after non-resident child 6			
Value	Label	Cases	Percentage
9	no response/not applicable	0	
<i>Warning: these figures indicate the number of cases found in the data file. They cannot be interpreted as summary statistics of the population of interest.</i>			
# b222u_7: Time unit of freq. of looking after non-resident child 7			
Information	[Type= discrete] [Format=numeric] [Range= 1-1807] [Missing=*/7/8/9]		
Statistics [NW/ W]	[Valid=3149 /-] [Invalid=0 /-]		
Definition	Q 218  Only country-specific items: - DEU: "1401-daily", "1402-on weekdays", "1403-more than once per week", "1404-once per week", "1405-more than once per month", "1406-once per month", "1407-more than once per year", "1408-once per year", "1409-rarely", "1410-never".		
Universe	If R has children younger than 14		
Literal question	How often do you look after [name]?		
Interviewer's instructions	Interviewer Instruction: Ask the next question about each child who is younger than 14. If older go to 219 !		
Value	Label	Cases	Percentage
1	week	3149	100.0%
2	month	0	
3	year	0	
1401	daily	0	
1402	on weekdays	0	
1403	more than once per week	0	
1404	once per week	0	
1405	more than once per month	0	
1406	once per month	0	
1407	more than once per year	0	
1408	once per year	0	
1409	rarely	0	
1410	never	0	
7	does not know	0	
8	refusal	0	
9	no response/not applicable	0	
<i>Warning: these figures indicate the number of cases found in the data file. They cannot be interpreted as summary statistics of the population of interest.</i>			
# b222u_8: Time unit of freq. of looking after non-resident child 8			
Information	[Type= discrete] [Format=numeric] [Range= 1-1807] [Missing=*/7/8/9]		
Statistics [NW/ W]	[Valid=3149 /-] [Invalid=0 /-]		
Definition	Q 218  Only country-specific items: - DEU: "1401-daily", "1402-on weekdays", "1403-more than once per week", "1404-once per week", "1405-more than once per month", "1406-once per month", "1407-more than once per year", "1408-once per year", "1409-rarely", "1410-never".		
Universe	If R has children younger than 14		
Literal question	How often do you look after [name]?		
Interviewer's instructions	Interviewer Instruction: Ask the next question about each child who is younger than 14. If older go to 219 !		
Value	Label	Cases	Percentage
1	week	3149	100.0%
2	month	0	

### # b222u\_8: Time unit of freq. of looking after non-resident child 8

Value	Label	Cases	Percentage
3	year	0	
1401	daily	0	
1402	on weekdays	0	
1403	more than once per week	0	
1404	once per week	0	
1405	more than once per month	0	
1406	once per month	0	
1407	more than once per year	0	
1408	once per year	0	
1409	rarely	0	
1410	never	0	
7	does not know	0	
8	refusal	0	
9	no response/not applicable	0	

Warning: these figures indicate the number of cases found in the data file. They cannot be interpreted as summary statistics of the population of interest.

### # b223\_1: Number of meetings with non-resident child 1

<b>Information</b>	[Type= discrete] [Format=numeric] [Range= 0-2408] [Missing=*/997/998/999]
<b>Statistics [NW/ W]</b>	[Valid=33 /-] [Invalid=3116 /-]
<b>Definition</b>	<p>Q 219</p> <p>- AUS, eight additional items: "2401-Daily", "2402-At least once a week", "2403-At least once a fortnight", "2404-At least once a month", "2405-Once every 3 months", "2406-Once every six months", "2407-Once a year", "2408-Less than once a year".</p> <p>- FRA, one additional item: "1501-only during the holidays".</p>
<b>Universe</b>	If R has children (code 1 on Q 207)
<b>Literal question</b>	How often do you see [name]?

Value	Label	Cases	Percentage
0	never	10	30.3%
1		11	33.3%
2		8	24.2%
3		2	6.1%
4		1	3.0%
5		1	3.0%
1501	only during the holidays	0	
2401	Daily	0	
2402	At least once a week	0	
2403	At least once a fortnight	0	
2404	At least once a month	0	
2405	Once every 3 months	0	
2406	Once every six months	0	
2407	Once a year	0	
2408	Less than once a year	0	
997	does not know	0	
998	refusal	0	
999	no response/not applicable	3116	

# b223_1: Number of meetings with non-resident child 1			
Warning: these figures indicate the number of cases found in the data file. They cannot be interpreted as summary statistics of the population of interest.			
# b223_2: Number of meetings with non-resident child 2			
Information	[Type= discrete] [Format=numeric] [Range= 0-2408] [Missing=*/997/998/999]		
Statistics [NW/ W]	[Valid=13 /-] [Invalid=3136 /-]		
Definition	<p>Q 219</p> <p>- AUS, eight additional items: "2401-Daily", "2402-At least once a week", "2403-At least once a fortnight", "2404-At least once a month", "2405-Once every 3 months", "2406-Once every six months", "2407-Once a year", "2408-Less than once a year".</p> <p>- FRA, one additional item: "1501-only during the holidays".</p>		
Universe	If R has children (code 1 on Q 207)		
Literal question	How often do you see [name]?		
Value	Label	Cases	Percentage
0	never	3	<div></div> 23.1%
1		5	<div></div> 38.5%
2		2	<div></div> 15.4%
3		2	<div></div> 15.4%
4		1	<div></div> 7.7%
1501	only during the holidays	0	
2401	Daily	0	
2402	At least once a week	0	
2403	At least once a fortnight	0	
2404	At least once a month	0	
2405	Once every 3 months	0	
2406	Once every six months	0	
2407	Once a year	0	
2408	Less than once a year	0	
997	does not know	0	
998	refusal	0	
999	no response/not applicable	3136	
Warning: these figures indicate the number of cases found in the data file. They cannot be interpreted as summary statistics of the population of interest.			
# b223_3: Number of meetings with non-resident child 3			
Information	[Type= discrete] [Format=numeric] [Range= 0-2408] [Missing=*/997/998/999]		
Statistics [NW/ W]	[Valid=4 /-] [Invalid=3145 /-]		
Definition	<p>Q 219</p> <p>- AUS, eight additional items: "2401-Daily", "2402-At least once a week", "2403-At least once a fortnight", "2404-At least once a month", "2405-Once every 3 months", "2406-Once every six months", "2407-Once a year", "2408-Less than once a year".</p> <p>- FRA, one additional item: "1501-only during the holidays".</p>		
Universe	If R has children (code 1 on Q 207)		
Literal question	How often do you see [name]?		
Value	Label	Cases	Percentage
0	never	1	<div></div> 25.0%
1		2	<div></div> 50.0%
2		1	<div></div> 25.0%

# b223_3: Number of meetings with non-resident child 3				
Value	Label	Cases	Percentage	
1501	only during the holidays	0		
2401	Daily	0		
2402	At least once a week	0		
2403	At least once a fortnight	0		
2404	At least once a month	0		
2405	Once every 3 months	0		
2406	Once every six months	0		
2407	Once a year	0		
2408	Less than once a year	0		
997	does not know	0		
998	refusal	0		
999	no response/not applicable	3145		
Warning: these figures indicate the number of cases found in the data file. They cannot be interpreted as summary statistics of the population of interest.				
# b223_4: Number of meetings with non-resident child 4				
Information	[Type= continuous] [Format=numeric] [Range= 0-2408] [Missing=*/997/998/999]			
Statistics [NW/ W]	[Valid=0 /-] [Invalid=3149 /-]			
Definition	Q 219  - AUS, eight additional items: "2401-Daily", "2402-At least once a week", "2403-At least once a fortnight", "2404-At least once a month", "2405-Once every 3 months", "2406-Once every six months", "2407-Once a year", "2408-Less than once a year".  - FRA, one additional item: "1501-only during the holidays".			
Universe	If R has children (code 1 on Q 207)			
Literal question	How often do you see [name]?			
Value	Label	Cases	Percentage	
0	never	0		
1501	only during the holidays	0		
2401	Daily	0		
2402	At least once a week	0		
2403	At least once a fortnight	0		
2404	At least once a month	0		
2405	Once every 3 months	0		
2406	Once every six months	0		
2407	Once a year	0		
2408	Less than once a year	0		
997	does not know	0		
998	refusal	0		
999	no response/not applicable	3149		
Warning: these figures indicate the number of cases found in the data file. They cannot be interpreted as summary statistics of the population of interest.				
# b223_5: Number of meetings with non-resident child 5				
Information	[Type= discrete] [Format=numeric] [Range= 0-2408] [Missing=*/997/998/999]			
Statistics [NW/ W]	[Valid=1 /-] [Invalid=3148 /-]			
Definition	Q 219			

# b223_5: Number of meetings with non-resident child 5			
	- AUS, eight additional items: "2401-Daily", "2402-At least once a week", "2403-At least once a fortnight", "2404-At least once a month", "2405-Once every 3 months", "2406-Once every six months", "2407-Once a year", "2408-Less than once a year". - FRA, one additional item: "1501-only during the holidays".		
<b>Universe</b>	If R has children (code 1 on Q 207)		
<b>Literal question</b>	How often do you see [name]?		
Value	Label	Cases	Percentage
0	never	1	100.0%
1501	only during the holidays	0	
2401	Daily	0	
2402	At least once a week	0	
2403	At least once a fortnight	0	
2404	At least once a month	0	
2405	Once every 3 months	0	
2406	Once every six months	0	
2407	Once a year	0	
2408	Less than once a year	0	
997	does not know	0	
998	refusal	0	
999	no response/not applicable	3148	
<i>Warning: these figures indicate the number of cases found in the data file. They cannot be interpreted as summary statistics of the population of interest.</i>			
# b223_6: Number of meetings with non-resident child 6			
<b>Information</b>	[Type= continuous] [Format=numeric] [Range= 0-2408] [Missing=*/997/998/999]		
<b>Statistics [NW/ W]</b>	[Valid=0 /-] [Invalid=3149 /-]		
<b>Definition</b>	Q 219 - AUS, eight additional items: "2401-Daily", "2402-At least once a week", "2403-At least once a fortnight", "2404-At least once a month", "2405-Once every 3 months", "2406-Once every six months", "2407-Once a year", "2408-Less than once a year". - FRA, one additional item: "1501-only during the holidays".		
<b>Universe</b>	If R has children (code 1 on Q 207)		
<b>Literal question</b>	How often do you see [name]?		
Value	Label	Cases	Percentage
0	never	0	
1501	only during the holidays	0	
2401	Daily	0	
2402	At least once a week	0	
2403	At least once a fortnight	0	
2404	At least once a month	0	
2405	Once every 3 months	0	
2406	Once every six months	0	
2407	Once a year	0	
2408	Less than once a year	0	
997	does not know	0	
998	refusal	0	
999	no response/not applicable	3149	

<b># b223_6: Number of meetings with non-resident child 6</b>			
<i>Warning: these figures indicate the number of cases found in the data file. They cannot be interpreted as summary statistics of the population of interest.</i>			
<b># b223_7: Number of meetings with non-resident child 7</b>			
<b>Information</b>	[Type= continuous] [Format=numeric] [Range= 0-2408] [Missing=*/997/998/999]		
<b>Statistics [NW/ W]</b>	[Valid=0 /-] [Invalid=3149 /-]		
<b>Definition</b>	<p>Q 219</p> <p>- AUS, eight additional items: "2401-Daily", "2402-At least once a week", "2403-At least once a fortnight", "2404-At least once a month", "2405-Once every 3 months", "2406-Once every six months", "2407-Once a year", "2408-Less than once a year".</p> <p>- FRA, one additional item: "1501-only during the holidays".</p>		
<b>Universe</b>	If R has children (code 1 on Q 207)		
<b>Literal question</b>	How often do you see [name]?		
<b>Value</b>	<b>Label</b>	<b>Cases</b>	<b>Percentage</b>
0	never	0	
1501	only during the holidays	0	
2401	Daily	0	
2402	At least once a week	0	
2403	At least once a fortnight	0	
2404	At least once a month	0	
2405	Once every 3 months	0	
2406	Once every six months	0	
2407	Once a year	0	
2408	Less than once a year	0	
997	does not know	0	
998	refusal	0	
999	no response/not applicable	3149	
<i>Warning: these figures indicate the number of cases found in the data file. They cannot be interpreted as summary statistics of the population of interest.</i>			
<b># b223_8: Number of meetings with non-resident child 8</b>			
<b>Information</b>	[Type= continuous] [Format=numeric] [Range= 0-2408] [Missing=*/997/998/999]		
<b>Statistics [NW/ W]</b>	[Valid=0 /-] [Invalid=3149 /-]		
<b>Definition</b>	<p>Q 219</p> <p>- AUS, eight additional items: "2401-Daily", "2402-At least once a week", "2403-At least once a fortnight", "2404-At least once a month", "2405-Once every 3 months", "2406-Once every six months", "2407-Once a year", "2408-Less than once a year".</p> <p>- FRA, one additional item: "1501-only during the holidays".</p>		
<b>Universe</b>	If R has children (code 1 on Q 207)		
<b>Literal question</b>	How often do you see [name]?		
<b>Value</b>	<b>Label</b>	<b>Cases</b>	<b>Percentage</b>
0	never	0	
1501	only during the holidays	0	
2401	Daily	0	
2402	At least once a week	0	
2403	At least once a fortnight	0	
2404	At least once a month	0	
2405	Once every 3 months	0	

# b223_8: Number of meetings with non-resident child 8			
Value	Label	Cases	Percentage
2406	Once every six months	0	
2407	Once a year	0	
2408	Less than once a year	0	
997	does not know	0	
998	refusal	0	
999	no response/not applicable	3149	
<i>Warning: these figures indicate the number of cases found in the data file. They cannot be interpreted as summary statistics of the population of interest.</i>			
# b223u_1: Time unit of number of meetings with non-resident child 1			
Information	[Type= discrete] [Format=numeric] [Range= 1-1807] [Missing=*/7/8/9]		
Statistics [NW/ W]	[Valid=0 /-] [Invalid=3149 /-]		
Definition	Q 219		
Universe	If R has children (code 1 on Q 207)		
Literal question	How often do you see [name]?		
Value	Label	Cases	Percentage
1	week	0	
2	month	0	
3	year	0	
7	does not know	0	
8	refusal	0	
9	no response/not applicable	3116	
Sysmiss		33	
<i>Warning: these figures indicate the number of cases found in the data file. They cannot be interpreted as summary statistics of the population of interest.</i>			
# b223u_2: Time unit of number of meetings with non-resident child 2			
Information	[Type= discrete] [Format=numeric] [Range= 1-1807] [Missing=*/7/8/9]		
Statistics [NW/ W]	[Valid=0 /-] [Invalid=3149 /-]		
Definition	Q 219		
Universe	If R has children (code 1 on Q 207)		
Literal question	How often do you see [name]?		
Value	Label	Cases	Percentage
1	week	0	
2	month	0	
3	year	0	
7	does not know	0	
8	refusal	0	
9	no response/not applicable	3136	
Sysmiss		13	
<i>Warning: these figures indicate the number of cases found in the data file. They cannot be interpreted as summary statistics of the population of interest.</i>			
# b223u_3: Time unit of number of meetings with non-resident child 3			
Information	[Type= discrete] [Format=numeric] [Range= 1-1807] [Missing=*/7/8/9]		
Statistics [NW/ W]	[Valid=0 /-] [Invalid=3149 /-]		
Definition	Q 219		
Universe	If R has children (code 1 on Q 207)		

# b223u_3: Time unit of number of meetings with non-resident child 3			
Literal question		How often do you see [name]?	
Value	Label	Cases	Percentage
1	week	0	
2	month	0	
3	year	0	
7	does not know	0	
8	refusal	0	
9	no response/not applicable	3145	
Sysmiss		4	
Warning: these figures indicate the number of cases found in the data file. They cannot be interpreted as summary statistics of the population of interest.			
# b223u_4: Time unit of number of meetings with non-resident child 4			
Information		[Type= discrete] [Format=numeric] [Range= 1-1807] [Missing=*/7/8/9]	
Statistics [NW/ W]		[Valid=0 /-] [Invalid=3149 /-]	
Definition		Q 219	
Universe		If R has children (code 1 on Q 207)	
Literal question		How often do you see [name]?	
Value	Label	Cases	Percentage
1	week	0	
2	month	0	
3	year	0	
7	does not know	0	
8	refusal	0	
9	no response/not applicable	3149	
Warning: these figures indicate the number of cases found in the data file. They cannot be interpreted as summary statistics of the population of interest.			
# b223u_5: Time unit of number of meetings with non-resident child 5			
Information		[Type= discrete] [Format=numeric] [Range= 1-1807] [Missing=*/7/8/9]	
Statistics [NW/ W]		[Valid=0 /-] [Invalid=3149 /-]	
Definition		Q 219	
Universe		If R has children (code 1 on Q 207)	
Literal question		How often do you see [name]?	
Value	Label	Cases	Percentage
1	week	0	
2	month	0	
3	year	0	
7	does not know	0	
8	refusal	0	
9	no response/not applicable	3148	
Sysmiss		1	
Warning: these figures indicate the number of cases found in the data file. They cannot be interpreted as summary statistics of the population of interest.			
# b223u_6: Time unit of number of meetings with non-resident child 6			
Information		[Type= discrete] [Format=numeric] [Range= 1-1807] [Missing=*/7/8/9]	
Statistics [NW/ W]		[Valid=0 /-] [Invalid=3149 /-]	
Definition		Q 219	



# b223u_6: Time unit of number of meetings with non-resident child 6			
Universe		If R has children (code 1 on Q 207)	
Literal question		How often do you see [name]?	
Value	Label	Cases	Percentage
1	week	0	
2	month	0	
3	year	0	
7	does not know	0	
8	refusal	0	
9	no response/not applicable	3149	
Warning: these figures indicate the number of cases found in the data file. They cannot be interpreted as summary statistics of the population of interest.			
# b223u_7: Time unit of number of meetings with non-resident child 7			
Information		[Type= discrete] [Format=numeric] [Range= 1-1807] [Missing=*/7/8/9]	
Statistics [NW/ W]		[Valid=0 /-] [Invalid=3149 /-]	
Definition		Q 219	
Universe		If R has children (code 1 on Q 207)	
Literal question		How often do you see [name]?	
Value	Label	Cases	Percentage
1	week	0	
2	month	0	
3	year	0	
7	does not know	0	
8	refusal	0	
9	no response/not applicable	3149	
Warning: these figures indicate the number of cases found in the data file. They cannot be interpreted as summary statistics of the population of interest.			
# b223u_8: Time unit of number of meetings with non-resident child 8			
Information		[Type= discrete] [Format=numeric] [Range= 1-1807] [Missing=*/7/8/9]	
Statistics [NW/ W]		[Valid=0 /-] [Invalid=3149 /-]	
Definition		Q 219	
Universe		If R has children (code 1 on Q 207)	
Literal question		How often do you see [name]?	
Value	Label	Cases	Percentage
1	week	0	
2	month	0	
3	year	0	
7	does not know	0	
8	refusal	0	
9	no response/not applicable	3149	
Warning: these figures indicate the number of cases found in the data file. They cannot be interpreted as summary statistics of the population of interest.			
# b224_1: Satisfaction with the relationship with non-resident child 1 (W2)			
Information		[Type= discrete] [Format=numeric] [Range= 0-1804] [Missing=*/97/98/99]	
Statistics [NW/ W]		[Valid=1323 /-] [Invalid=1826 /-]	
Definition		Q 220	

# b224_1: Satisfaction with the relationship with non-resident child 1 (W2)			
	NLD: only country specific values "1801-not great", "1802-reasonable", "1803-good", "1804-very good".		
Universe	If R has children (code 1 on Q 207)		
Literal question	How satisfied are you with your relationship with [name]?		
Post-question	Please use this card and tell me the value on the scale (Value from Card 120: Satisfaction Scale)		
Value	Label	Cases	Percentage
0	0=not at all satisfied	36	<div><div></div></div> 2.7%
1		5	<div><div></div></div> 0.4%
2		10	<div><div></div></div> 0.8%
3		10	<div><div></div></div> 0.8%
4		11	<div><div></div></div> 0.8%
5		68	<div><div></div></div> 5.1%
6		37	<div><div></div></div> 2.8%
7		99	<div><div></div></div> 7.5%
8		194	<div><div></div></div> 14.7%
9		170	<div><div></div></div> 12.8%
10	10=completely satisfied	683	<div><div></div></div> 51.6%
1801	not great	0	
1802	reasonable	0	
1803	good	0	
1804	very good	0	
97	does not know	0	
98	refusal	0	
99	no response/not applicable	1826	
Warning: these figures indicate the number of cases found in the data file. They cannot be interpreted as summary statistics of the population of interest.			
# b224_2: Satisfaction with the relationship with non-resident child 2 (W2)			
Information	[Type= discrete] [Format=numeric] [Range= 0-1804] [Missing=*/97/98/99]		
Statistics [NW/ W]	[Valid=879 /-] [Invalid=2270 /-]		
Definition	Q 220  NLD: only country specific values "1801-not great", "1802-reasonable", "1803-good", "1804-very good".		
Universe	If R has children (code 1 on Q 207)		
Literal question	How satisfied are you with your relationship with [name]?		
Post-question	Please use this card and tell me the value on the scale (Value from Card 120: Satisfaction Scale)		
Value	Label	Cases	Percentage
0	0=not at all satisfied	22	<div><div></div></div> 2.5%
1		2	<div><div></div></div> 0.2%
2		5	<div><div></div></div> 0.6%
3		3	<div><div></div></div> 0.3%
4		8	<div><div></div></div> 0.9%
5		33	<div><div></div></div> 3.8%
6		21	<div><div></div></div> 2.4%
7		49	<div><div></div></div> 5.6%
8		114	<div><div></div></div> 13.0%
9		128	<div><div></div></div> 14.6%
10	10=completely satisfied	494	<div><div></div></div> 56.2%

# b224_2: Satisfaction with the relationship with non-resident child 2 (W2)			
Value	Label	Cases	Percentage
1801	not great	0	
1802	reasonable	0	
1803	good	0	
1804	very good	0	
97	does not know	0	
98	refusal	0	
99	no response/not applicable	2270	
Warning: these figures indicate the number of cases found in the data file. They cannot be interpreted as summary statistics of the population of interest.			
# b224_3: Satisfaction with the relationship with non-resident child 3 (W2)			
Information	[Type= discrete] [Format=numeric] [Range= 0-1804] [Missing=*/97/98/99]		
Statistics [NW/ W]	[Valid=205 /-] [Invalid=2944 /-]		
Definition	Q 220 NLD: only country specific values "1801-not great", "1802-reasonable", "1803-good", "1804-very good".		
Universe	If R has children (code 1 on Q 207)		
Literal question	How satisfied are you with your relationship with [name]?		
Post-question	Please use this card and tell me the value on the scale (Value from Card 120: Satisfaction Scale)		
Value	Label	Cases	Percentage
0	0=not at all satisfied	5	<div><div></div></div> 2.4%
2		1	<div><div></div></div> 0.5%
4		5	<div><div></div></div> 2.4%
5		9	<div><div></div></div> 4.4%
6		8	<div><div></div></div> 3.9%
7		8	<div><div></div></div> 3.9%
8		20	<div><div></div></div> 9.8%
9		26	<div><div></div></div> 12.7%
10	10=completely satisfied	123	<div><div></div></div> 60.0%
1801	not great	0	
1802	reasonable	0	
1803	good	0	
1804	very good	0	
97	does not know	0	
98	refusal	0	
99	no response/not applicable	2944	
Warning: these figures indicate the number of cases found in the data file. They cannot be interpreted as summary statistics of the population of interest.			
# b224_4: Satisfaction with the relationship with non-resident child 4 (W2)			
Information	[Type= discrete] [Format=numeric] [Range= 0-1804] [Missing=*/97/98/99]		
Statistics [NW/ W]	[Valid=31 /-] [Invalid=3118 /-]		
Definition	Q 220 NLD: only country specific values "1801-not great", "1802-reasonable", "1803-good", "1804-very good".		
Universe	If R has children (code 1 on Q 207)		
Literal question	How satisfied are you with your relationship with [name]?		
Post-question	Please use this card and tell me the value on the scale (Value from Card 120: Satisfaction Scale)		

# b224_4: Satisfaction with the relationship with non-resident child 4 (W2)			
Value	Label	Cases	Percentage
0	0=not at all satisfied	1	<div><div></div></div> 3.2%
1		1	<div><div></div></div> 3.2%
5		2	<div><div></div></div> 6.5%
6		1	<div><div></div></div> 3.2%
7		1	<div><div></div></div> 3.2%
8		5	<div><div></div></div> 16.1%
9		3	<div><div></div></div> 9.7%
10	10=completely satisfied	17	<div><div></div></div> 54.8%
1801	not great	0	
1802	reasonable	0	
1803	good	0	
1804	very good	0	
97	does not know	0	
98	refusal	0	
99	no response/not applicable	3118	
Warning: these figures indicate the number of cases found in the data file. They cannot be interpreted as summary statistics of the population of interest.			
# b224_5: Satisfaction with the relationship with non-resident child 5 (W2)			
Information	[Type= discrete] [Format=numeric] [Range= 0-1804] [Missing=*/97/98/99]		
Statistics [NW/ W]	[Valid=10 /-] [Invalid=3139 /-]		
Definition	Q 220  NLD: only country specific values "1801-not great", "1802-reasonable", "1803-good", "1804-very good".		
Universe	If R has children (code 1 on Q 207)		
Literal question	How satisfied are you with your relationship with [name]?		
Post-question	Please use this card and tell me the value on the scale (Value from Card 120: Satisfaction Scale)		
Value	Label	Cases	Percentage
0	0=not at all satisfied	1	<div><div></div></div> 10.0%
6		1	<div><div></div></div> 10.0%
7		1	<div><div></div></div> 10.0%
9		1	<div><div></div></div> 10.0%
10	10=completely satisfied	6	<div><div></div></div> 60.0%
1801	not great	0	
1802	reasonable	0	
1803	good	0	
1804	very good	0	
97	does not know	0	
98	refusal	0	
99	no response/not applicable	3139	
Warning: these figures indicate the number of cases found in the data file. They cannot be interpreted as summary statistics of the population of interest.			
# b224_6: Satisfaction with the relationship with non-resident child 6 (W2)			
Information	[Type= discrete] [Format=numeric] [Range= 0-1804] [Missing=*/97/98/99]		
Statistics [NW/ W]	[Valid=2 /-] [Invalid=3147 /-]		
Definition	Q 220		

# b224_6: Satisfaction with the relationship with non-resident child 6 (W2)			
		NLD: only country specific values "1801-not great", "1802-reasonable", "1803-good", "1804-very good".	
Universe		If R has children (code 1 on Q 207)	
Literal question		How satisfied are you with your relationship with [name]?	
Post-question		Please use this card and tell me the value on the scale (Value from Card 120: Satisfaction Scale)	
Value	Label	Cases	Percentage
0	0=not at all satisfied	0	<div><div></div></div> 100.0%
10	10=completely satisfied	2	
1801	not great	0	
1802	reasonable	0	
1803	good	0	
1804	very good	0	
97	does not know	0	
98	refusal	0	
99	no response/not applicable	3147	
Warning: these figures indicate the number of cases found in the data file. They cannot be interpreted as summary statistics of the population of interest.			
# b224_7: Satisfaction with the relationship with non-resident child 7 (W2)			
Information		[Type= discrete] [Format=numeric] [Range= 0-1804] [Missing=*/97/98/99]	
Statistics [NW/ W]		[Valid=0 /-] [Invalid=3149 /-]	
Definition		Q 220  NLD: only country specific values "1801-not great", "1802-reasonable", "1803-good", "1804-very good".	
Universe		If R has children (code 1 on Q 207)	
Literal question		How satisfied are you with your relationship with [name]?	
Post-question		Please use this card and tell me the value on the scale (Value from Card 120: Satisfaction Scale)	
Value	Label	Cases	Percentage
0	0=not at all satisfied	0	
10	10=completely satisfied	0	
1801	not great	0	
1802	reasonable	0	
1803	good	0	
1804	very good	0	
97	does not know	0	
98	refusal	0	
99	no response/not applicable	3149	
Warning: these figures indicate the number of cases found in the data file. They cannot be interpreted as summary statistics of the population of interest.			
# b224_8: Satisfaction with the relationship with non-resident child 8 (W2)			
Information		[Type= discrete] [Format=numeric] [Range= 0-1804] [Missing=*/97/98/99]	
Statistics [NW/ W]		[Valid=0 /-] [Invalid=3149 /-]	
Definition		Q 220  NLD: only country specific values "1801-not great", "1802-reasonable", "1803-good", "1804-very good".	
Universe		If R has children (code 1 on Q 207)	
Literal question		How satisfied are you with your relationship with [name]?	
Post-question		Please use this card and tell me the value on the scale (Value from Card 120: Satisfaction Scale)	

# b224_8: Satisfaction with the relationship with non-resident child 8 (W2)			
Value	Label	Cases	Percentage
0	0=not at all satisfied	0	
10	10=completely satisfied	0	
1801	not great	0	
1802	reasonable	0	
1803	good	0	
1804	very good	0	
97	does not know	0	
98	refusal	0	
99	no response/not applicable	3149	
Warning: these figures indicate the number of cases found in the data file. They cannot be interpreted as summary statistics of the population of interest.			
# b225: Ever had any foster children			
Information	[Type= discrete] [Format=numeric] [Range= 1-99] [Missing=*7/8/9]		
Statistics [NW/ W]	[Valid=3149 /-] [Invalid=0 /-]		
Definition	Q 221		
Literal question	(In addition to the children we already talked about,) have you ever had any foster-children?		
Interviewer's instructions	If yes, go back to 208 and repeat the table for all foster children, using the word 'foster-children' instead of children. Code 3 at 211 without asking.		
Value	Label	Cases	Percentage
1	yes	8	0.3%
2	no	3141	99.7%
6	unknown	0	
7	does not know	0	
8	refusal	0	
9	no response/not applicable	0	
Warning: these figures indicate the number of cases found in the data file. They cannot be interpreted as summary statistics of the population of interest.			
# bn225: Same partner as in Wave 1 (W2)			
Information	[Type= discrete] [Format=numeric] [Range= 1-99] [Missing=*7/8/9]		
Statistics [NW/ W]	[Valid=1756 /-] [Invalid=1393 /-]		
Definition	Q 222.		
Universe	If R lives together with a partner.		
Literal question	First, I would like to ask you, are you now living together with the same partner with whom you lived in [month year of first wave]?		
Value	Label	Cases	Percentage
1	yes	1634	93.1%
2	no	122	6.9%
6	unknown	0	
7	does not know	0	
8	refusal	0	
9	no response/not applicable	33	
Sysmiss		1360	
Warning: these figures indicate the number of cases found in the data file. They cannot be interpreted as summary statistics of the population of interest.			
# b226: Any non-resident stepchildren (W2)			
Information	[Type= discrete] [Format=numeric] [Range= 1-99] [Missing=*7/8/9]		

# b226: Any non-resident stepchildren (W2)			
Statistics [NW/ W]	[Valid=122 /-] [Invalid=3027 /-]		
Definition	Q 223.		
Universe	If R does NOT live together with the same partner with whom she/ he lived in [month year of first wave] (code 2 on Q 222).		
Literal question	Next, I would like to know about any stepchildren, that is, children your current partner/spouse has had, other than those who currently live in the household. Has your partner had children who do not currently live in your household? Please include any children who may have died.		
Value	Label	Cases	Percentage
1	yes	19	<div><div></div></div> 15.6%
2	no	103	<div><div></div></div> 84.4%
6	unknown	0	
7	does not know	0	
8	refusal	0	
9	no response/not applicable	0	
Sysmiss		3027	
Warning: these figures indicate the number of cases found in the data file. They cannot be interpreted as summary statistics of the population of interest.			
# b228a: All non-resident stepchildren alive			
Information	[Type= discrete] [Format=numeric] [Range= 1-99] [Missing=*/7/8/9]		
Statistics [NW/ W]	[Valid=19 /-] [Invalid=3130 /-]		
Definition	Q 225.a.		
Universe	If R does NOT live together with the same partner with whom she/ he lived in [month year of first wave] (code 2 on Q 222), and if R has stepchildren (code 1 on Q 223).		
Pre-question	Now I'd like to ask you a few questions about each of them, starting with the oldest.		
Literal question	Are they all alive?		
Interviewer's instructions	Interviewer Instruction: First, fill in answers to 224 and 225 for all mentioned children, then continue by asking all the other questions about the first stepchild, then about the second, and so on.		
Value	Label	Cases	Percentage
1	yes	17	<div><div></div></div> 89.5%
2	no	2	<div><div></div></div> 10.5%
6	unknown	0	
7	does not know	0	
8	refusal	0	
9	no response/not applicable	0	
Sysmiss		3130	
Warning: these figures indicate the number of cases found in the data file. They cannot be interpreted as summary statistics of the population of interest.			
# b228b_1: Dead non-resident stepchild 1 mentioned			
Information	[Type= discrete] [Format=numeric] [Range= 1-2] [Missing=*/7/8/9]		
Statistics [NW/ W]	[Valid=25 /-] [Invalid=3124 /-]		
Definition	Q 225.b		
Universe	If R does NOT live together with the same partner with whom she/ he lived in [month year of first wave] (code 2 on Q 222), and if R has stepchildren (code 1 on Q 223).		
Literal question	Please mention those children who are not alive any more.		
Value	Label	Cases	Percentage
1	yes, deceased (mentioned)	23	<div><div></div></div> 92.0%
2	no, not deceased (not mentioned)	2	<div><div></div></div> 8.0%

# b228b_1: Dead non-resident stepchild 1 mentioned			
Value	Label	Cases	Percentage
7	does not know	0	
8	refusal	0	
9	no response/not applicable	0	
Sysmiss		3124	
<i>Warning: these figures indicate the number of cases found in the data file. They cannot be interpreted as summary statistics of the population of interest.</i>			
# b228b_2: Dead non-resident stepchild 2 mentioned			
Information	[Type= discrete] [Format=numeric] [Range= 1-2] [Missing=*/7/8/9]		
Statistics [NW/ W]	[Valid=17 /-] [Invalid=3132 /-]		
Definition	Q 225.b		
Universe	If R does NOT live together with the same partner with whom she/ he lived in [month year of first wave] (code 2 on Q 222), and if R has stepchildren (code 1 on Q 223).		
Literal question	Please mention those children who are not alive any more.		
Value	Label	Cases	Percentage
1	yes, deceased (mentioned)	17	100.0%
2	no, not deceased (not mentioned)	0	
7	does not know	0	
8	refusal	0	
9	no response/not applicable	0	
Sysmiss		3132	
<i>Warning: these figures indicate the number of cases found in the data file. They cannot be interpreted as summary statistics of the population of interest.</i>			
# b228b_3: Dead non-resident stepchild 3 mentioned			
Information	[Type= discrete] [Format=numeric] [Range= 1-2] [Missing=*/7/8/9]		
Statistics [NW/ W]	[Valid=2 /-] [Invalid=3147 /-]		
Definition	Q 225.b		
Universe	If R does NOT live together with the same partner with whom she/ he lived in [month year of first wave] (code 2 on Q 222), and if R has stepchildren (code 1 on Q 223).		
Literal question	Please mention those children who are not alive any more.		
Value	Label	Cases	Percentage
1	yes, deceased (mentioned)	2	100.0%
2	no, not deceased (not mentioned)	0	
7	does not know	0	
8	refusal	0	
9	no response/not applicable	0	
Sysmiss		3147	
<i>Warning: these figures indicate the number of cases found in the data file. They cannot be interpreted as summary statistics of the population of interest.</i>			
# b228b_4: Dead non-resident stepchild 4 mentioned			
Information	[Type= discrete] [Format=numeric] [Range= 1-2] [Missing=*/7/8/9]		
Statistics [NW/ W]	[Valid=1 /-] [Invalid=3148 /-]		
Definition	Q 225.b		
Universe	If R does NOT live together with the same partner with whom she/ he lived in [month year of first wave] (code 2 on Q 222), and if R has stepchildren (code 1 on Q 223).		
Literal question	Please mention those children who are not alive any more.		



#### # b228b\_4: Dead non-resident stepchild 4 mentioned

Value	Label	Cases	Percentage
1	yes, deceased (mentioned)	1	100.0%
2	no, not deceased (not mentioned)	0	
7	does not know	0	
8	refusal	0	
9	no response/not applicable	0	
Sysmiss		3148	

Warning: these figures indicate the number of cases found in the data file. They cannot be interpreted as summary statistics of the population of interest.

#### # b228b\_5: Dead non-resident stepchild 5 mentioned

<b>Information</b>	[Type= discrete] [Format=numeric] [Range= 1-2] [Missing=*/7/8/9]
<b>Statistics [NW/ W]</b>	[Valid=1 /-] [Invalid=3148 /-]
<b>Definition</b>	Q 225.b
<b>Universe</b>	If R does NOT live together with the same partner with whom she/ he lived in [month year of first wave] (code 2 on Q 222), and if R has stepchildren (code 1 on Q 223).
<b>Literal question</b>	Please mention those children who are not alive any more.

Value	Label	Cases	Percentage
1	yes, deceased (mentioned)	0	
2	no, not deceased (not mentioned)	1	100.0%
7	does not know	0	
8	refusal	0	
9	no response/not applicable	0	
Sysmiss		3148	

Warning: these figures indicate the number of cases found in the data file. They cannot be interpreted as summary statistics of the population of interest.

# b228b_6: Dead non-resident stepchild 6 mentioned			
Information	[Type= discrete] [Format=numeric] [Range= 1-2] [Missing=*/7/8/9]		
Statistics [NW/ W]	[Valid=1 /-] [Invalid=3148 /-]		
Definition	Q 225.b		
Universe	If R does NOT live together with the same partner with whom she/ he lived in [month year of first wave] (code 2 on Q 222), and if R has stepchildren (code 1 on Q 223).		
Literal question	Please mention those children who are not alive any more.		
Value	Label	Cases	Percentage
1	yes, deceased (mentioned)	1	<div></div> 100.0%
2	no, not deceased (not mentioned)	0	
7	does not know	0	
8	refusal	0	
9	no response/not applicable	0	
Sysmiss		3148	
Warning: these figures indicate the number of cases found in the data file. They cannot be interpreted as summary statistics of the population of interest.			
# b230m_1: Mnth of birth of stepchild 1			
Information	[Type= discrete] [Format=numeric] [Range= 1-2401] [Missing=*/97/98/99]		
Statistics [NW/ W]	[Valid=17 /-] [Invalid=3132 /-]		
Definition	Q 227		
Universe	If R does NOT live together with the same partner with whom she/ he lived in [month year of first wave] (code 2 on Q 222), and if R has stepchildren (code 1 on Q 223).		
Literal question	In what month and year was he/she born?		
Interviewer's instructions	Interviewer Instruction: Use past tense when asking about a deceased child.		
Value	Label	Cases	Percentage
1	January	0	
2	February	2	<div></div> 11.8%
3	March	2	<div></div> 11.8%
4	April	3	<div></div> 17.6%
5	May	0	
6	June	0	
7	July	1	<div></div> 5.9%
8	August	2	<div></div> 11.8%
9	September	2	<div></div> 11.8%
10	October	1	<div></div> 5.9%
11	November	0	
12	December	4	<div></div> 23.5%
21	winter months at the beginning of the year (January, February)	0	
22	spring	0	
23	summer	0	
24	autumn	0	
25	winter at the end of the year (December)	0	
97	does not know	0	
98	refusal	0	
99	no response/not applicable	8	
Sysmiss		3124	
Warning: these figures indicate the number of cases found in the data file. They cannot be interpreted as summary statistics of the population of interest.			

# b230m_2: Mnth of birth of stepchild 2			
Information	[Type= discrete] [Format=numeric] [Range= 1-2401] [Missing=*/97/98/99]		
Statistics [NW/ W]	[Valid=10 /-] [Invalid=3139 /-]		
Universe	If R does NOT live together with the same partner with whom she/ he lived in [month year of first wave] (code 2 on Q 222), and if R has stepchildren (code 1 on Q 223).		
Literal question	In what month and year was he/she born?		
Interviewer's instructions	Interviewer Instruction: Use past tense when asking about a deceased child.		
Value	Label	Cases	Percentage
1	January	0	
2	February	1	<div><div></div></div> 10.0%
3	March	0	
4	April	1	<div><div></div></div> 10.0%
5	May	0	
6	June	3	<div><div></div></div> 30.0%
7	July	0	
8	August	2	<div><div></div></div> 20.0%
9	September	1	<div><div></div></div> 10.0%
10	October	1	<div><div></div></div> 10.0%
11	November	0	
12	December	0	
21	winter months at the beginning of the year (January, February)	0	
22	spring	0	
23	summer	0	
24	autumn	1	<div><div></div></div> 10.0%
25	winter at the end of the year (December)	0	
97	does not know	0	
98	refusal	0	
99	no response/not applicable	7	
Sysmiss		3132	
Warning: these figures indicate the number of cases found in the data file. They cannot be interpreted as summary statistics of the population of interest.			
# b230m_3: Mnth of birth of stepchild 3			
Information	[Type= discrete] [Format=numeric] [Range= 1-2401] [Missing=*/97/98/99]		
Statistics [NW/ W]	[Valid=2 /-] [Invalid=3147 /-]		
Definition	Q 227		
Universe	If R does NOT live together with the same partner with whom she/ he lived in [month year of first wave] (code 2 on Q 222), and if R has stepchildren (code 1 on Q 223).		
Literal question	In what month and year was he/she born?		
Interviewer's instructions	Interviewer Instruction: Use past tense when asking about a deceased child.		
Value	Label	Cases	Percentage
1	January	0	
2	February	0	
3	March	0	
4	April	0	
5	May	0	
6	June	0	

# b230m_3: Mnth of birth of stepchild 3			
Value	Label	Cases	Percentage
7	July	1	50.0%
8	August	0	
9	September	1	50.0%
10	October	0	
11	November	0	
12	December	0	
21	winter months at the beginning of the year (January, February)	0	
22	spring	0	
23	summer	0	
24	autumn	0	
25	winter at the end of the year (December)	0	
97	does not know	0	
98	refusal	0	
99	no response/not applicable	0	
Sysmiss		3147	
Warning: these figures indicate the number of cases found in the data file. They cannot be interpreted as summary statistics of the population of interest.			
# b230m_4: Mnth of birth of stepchild 4			
Information	[Type= continuous] [Format=numeric] [Range= 1-2401] [Missing=*/97/98/99]		
Statistics [NW/ W]	[Valid=1 /-] [Invalid=3148 /-]		
Definition	Q 227		
Universe	If R does NOT live together with the same partner with whom she/ he lived in [month year of first wave] (code 2 on Q 222), and if R has stepchildren (code 1 on Q 223).		
Literal question	In what month and year was he/she born?		
Interviewer's instructions	Interviewer Instruction: Use past tense when asking about a deceased child.		
Value	Label	Cases	Percentage
1	January	0	
2	February	0	
3	March	0	
4	April	0	
5	May	0	
6	June	0	
7	July	0	
8	August	0	
9	September	0	
10	October	0	
11	November	0	
12	December	0	
21	winter months at the beginning of the year (January, February)	0	
22	spring	0	
23	summer	1	100.0%
24	autumn	0	
25	winter at the end of the year (December)	0	
97	does not know	0	
98	refusal	0	

# b230m_4: Mnth of birth of stepchild 4			
Value	Label	Cases	Percentage
99	no response/not applicable	0	
<i>Warning: these figures indicate the number of cases found in the data file. They cannot be interpreted as summary statistics of the population of interest.</i>			
# b230m_5: Mnth of birth of stepchild 5			
Information	[Type= continuous] [Format=numeric] [Range= 1-2401] [Missing=*/97/98/99]		
Statistics [NW/ W]	[Valid=1 /-] [Invalid=3148 /-]		
Definition	Q 227		
Universe	If R does NOT live together with the same partner with whom she/ he lived in [month year of first wave] (code 2 on Q 222), and if R has stepchildren (code 1 on Q 223).		
Literal question	In what month and year was he/she born?		
Interviewer's instructions	Interviewer Instruction: Use past tense when asking about a deceased child.		
Value	Label	Cases	Percentage
1	January	0	
2	February	0	
3	March	0	
4	April	0	
5	May	0	
6	June	0	
7	July	0	
8	August	0	
9	September	0	
10	October	0	
11	November	0	
12	December	0	
21	winter months at the beginning of the year (January, February)	0	
22	spring	0	
23	summer	1	100.0%
24	autumn	0	
25	winter at the end of the year (December)	0	
97	does not know	0	
98	refusal	0	
99	no response/not applicable	0	
<i>Warning: these figures indicate the number of cases found in the data file. They cannot be interpreted as summary statistics of the population of interest.</i>			
# b230m_6: Mnth of birth of stepchild 6			
Information	[Type= discrete] [Format=numeric] [Range= 1-2401] [Missing=*/97/98/99]		
Statistics [NW/ W]	[Valid=1 /-] [Invalid=3148 /-]		
Definition	Q 227		
Universe	If R does NOT live together with the same partner with whom she/ he lived in [month year of first wave] (code 2 on Q 222), and if R has stepchildren (code 1 on Q 223).		
Literal question	In what month and year was he/she born?		
Interviewer's instructions	Interviewer Instruction: Use past tense when asking about a deceased child.		
Value	Label	Cases	Percentage
1	January	0	
2	February	0	

# b230m_6: Mnth of birth of stepchild 6				
Value	Label	Cases	Percentage	
3	March	0	<div><div></div></div> 100.0%	
4	April	0		
5	May	0		
6	June	0		
7	July	1		
8	August	0		
9	September	0		
10	October	0		
11	November	0		
12	December	0		
21	winter months at the beginning of the year (January, February)	0		
22	spring	0		
23	summer	0		
24	autumn	0		
25	winter at the end of the year (December)	0		
97	does not know	0		
98	refusal	0		
99	no response/not applicable	0		
Sysmiss		3148		
Warning: these figures indicate the number of cases found in the data file. They cannot be interpreted as summary statistics of the population of interest.				
# b230y_1: Yr of birth of stepchild 1				
Information	[Type= continuous] [Format=numeric] [Range= 1959-2401] [Missing=*/9997/9998/9999]			
Statistics [NW/ W]	[Valid=20 /-] [Invalid=3129 /-]			
Definition	Q 227			
Universe	If R does NOT live together with the same partner with whom she/ he lived in [month year of first wave] (code 2 on Q 222), and if R has stepchildren (code 1 on Q 223).			
Literal question	In what month and year was he/she born?			
Interviewer's instructions	Interviewer Instruction: Use past tense when asking about a deceased child.			
Value	Label	Cases	Percentage	
9997	does not know	0		
9998	refusal	0		
9999	no response/not applicable	5		
Warning: these figures indicate the number of cases found in the data file. They cannot be interpreted as summary statistics of the population of interest.				
# b230y_2: Yr of birth of stepchild 2				
Information	[Type= continuous] [Format=numeric] [Range= 1961-2401] [Missing=*/9997/9998/9999]			
Statistics [NW/ W]	[Valid=13 /-] [Invalid=3136 /-]			
Definition	Q 227			
Universe	If R does NOT live together with the same partner with whom she/ he lived in [month year of first wave] (code 2 on Q 222), and if R has stepchildren (code 1 on Q 223).			
Literal question	In what month and year was he/she born?			
Interviewer's instructions	Interviewer Instruction: Use past tense when asking about a deceased child.			
Value	Label	Cases	Percentage	
9997	does not know	0		

# b230y_2: Yr of birth of stepchild 2			
Value	Label	Cases	Percentage
9998	refusal	0	
9999	no response/not applicable	4	
Warning: these figures indicate the number of cases found in the data file. They cannot be interpreted as summary statistics of the population of interest.			
# b230y_3: Yr of birth of stepchild 3			
Information	[Type= continuous] [Format=numeric] [Range= 1963-2401] [Missing=*/9997/9998/9999]		
Statistics [NW/ W]	[Valid=2 /-] [Invalid=3147 /-]		
Definition	Q 227		
Universe	If R does NOT live together with the same partner with whom she/ he lived in [month year of first wave] (code 2 on Q 222), and if R has stepchildren (code 1 on Q 223).		
Literal question	In what month and year was he/she born?		
Interviewer's instructions	Interviewer Instruction: Use past tense when asking about a deceased child.		
Value	Label	Cases	Percentage
9997	does not know		
9998	refusal		
9999	no response/not applicable		
Warning: these figures indicate the number of cases found in the data file. They cannot be interpreted as summary statistics of the population of interest.			
# b230y_4: Yr of birth of stepchild 4			
Information	[Type= continuous] [Format=numeric] [Range= 1965-2401] [Missing=*/9997/9998/9999]		
Statistics [NW/ W]	[Valid=1 /-] [Invalid=3148 /-]		
Definition	Q 227		
Universe	If R does NOT live together with the same partner with whom she/ he lived in [month year of first wave] (code 2 on Q 222), and if R has stepchildren (code 1 on Q 223).		
Literal question	In what month and year was he/she born?		
Interviewer's instructions	Interviewer Instruction: Use past tense when asking about a deceased child.		
Value	Label	Cases	Percentage
9997	does not know		
9998	refusal		
9999	no response/not applicable		
Warning: these figures indicate the number of cases found in the data file. They cannot be interpreted as summary statistics of the population of interest.			
# b230y_5: Yr of birth of stepchild 5			
Information	[Type= continuous] [Format=numeric] [Range= 1965-2401] [Missing=*/9997/9998/9999]		
Statistics [NW/ W]	[Valid=1 /-] [Invalid=3148 /-]		
Definition	Q 227		
Universe	If R does NOT live together with the same partner with whom she/ he lived in [month year of first wave] (code 2 on Q 222), and if R has stepchildren (code 1 on Q 223).		
Literal question	In what month and year was he/she born?		
Interviewer's instructions	Interviewer Instruction: Use past tense when asking about a deceased child.		
Value	Label	Cases	Percentage
9997	does not know		
9998	refusal		
9999	no response/not applicable		
Warning: these figures indicate the number of cases found in the data file. They cannot be interpreted as summary statistics of the population of interest.			

# b230y_6: Yr of birth of stepchild 6			
Information	[Type= continuous] [Format=numeric] [Range= 1968-2401] [Missing=*/9997/9998/9999]		
Statistics [NW/ W]	[Valid=1 -/] [Invalid=3148 -/]		
Definition	Q 227		
Universe	If R does NOT live together with the same partner with whom she/ he lived in [month year of first wave] (code 2 on Q 222), and if R has stepchildren (code 1 on Q 223).		
Literal question	In what month and year was he/she born?		
Interviewer's instructions	Interviewer Instruction: Use past tense when asking about a deceased child.		
Value	Label	Cases	Percentage
9997	does not know		
9998	refusal		
9999	no response/not applicable		
Warning: these figures indicate the number of cases found in the data file. They cannot be interpreted as summary statistics of the population of interest.			
# b231_1: Membership hh >= 3 mnths stepchild 1			
Information	[Type= discrete] [Format=numeric] [Range= 1-99] [Missing=*/7/8/9]		
Statistics [NW/ W]	[Valid=25 -/] [Invalid=3124 -/]		
Definition	Q 228		
Universe	If R does NOT live together with the same partner with whom she/ he lived in [month year of first wave] (code 2 on Q 222), and if R has stepchildren (code 1 on Q 223).		
Literal question	Has [name] ever been a member of your household for at least 3 months?		
Interviewer's instructions	Interviewer Instruction: Use past tense when asking about a deceased child.		
Value	Label	Cases	Percentage
1	yes	0	
2	no	25	<div></div> 100.0%
6	unknown	0	
7	does not know	0	
8	refusal	0	
9	no response/not applicable	0	
Sysmiss		3124	
Warning: these figures indicate the number of cases found in the data file. They cannot be interpreted as summary statistics of the population of interest.			
# b231_2: Membership hh >= 3 mnths stepchild 2			
Information	[Type= discrete] [Format=numeric] [Range= 1-99] [Missing=*/7/8/9]		
Statistics [NW/ W]	[Valid=17 -/] [Invalid=3132 -/]		
Definition	Q 228		
Universe	If R does NOT live together with the same partner with whom she/ he lived in [month year of first wave] (code 2 on Q 222), and if R has stepchildren (code 1 on Q 223).		
Literal question	Has [name] ever been a member of your household for at least 3 months?		
Interviewer's instructions	Interviewer Instruction: Use past tense when asking about a deceased child.		
Value	Label	Cases	Percentage
1	yes	1	<div></div> 5.9%
2	no	16	<div></div> 94.1%
6	unknown	0	
7	does not know	0	
8	refusal	0	



# b231_2: Membership hh >= 3 mnths stepchild 2			
Value	Label	Cases	Percentage
9	no response/not applicable	0	
Sysmiss		3132	
Warning: these figures indicate the number of cases found in the data file. They cannot be interpreted as summary statistics of the population of interest.			
# b231_3: Membership hh >= 3 mnths stepchild 3			
Information	[Type= discrete] [Format=numeric] [Range= 1-99] [Missing=*/7/8/9]		
Statistics [NW/ W]	[Valid=2 /-] [Invalid=3147 /-]		
Definition	Q 228		
Universe	If R does NOT live together with the same partner with whom she/ he lived in [month year of first wave] (code 2 on Q 222), and if R has stepchildren (code 1 on Q 223).		
Literal question	Has [name] ever been a member of your household for at least 3 months?		
Interviewer's instructions	Interviewer Instruction: Use past tense when asking about a deceased child.		
Value	Label	Cases	Percentage
1	yes	1	50.0%
2	no	1	50.0%
6	unknown	0	
7	does not know	0	
8	refusal	0	
9	no response/not applicable	0	
Sysmiss		3147	
Warning: these figures indicate the number of cases found in the data file. They cannot be interpreted as summary statistics of the population of interest.			
# b231_4: Membership hh >= 3 mnths stepchild 4			
Information	[Type= discrete] [Format=numeric] [Range= 1-99] [Missing=*/7/8/9]		
Statistics [NW/ W]	[Valid=1 /-] [Invalid=3148 /-]		
Definition	Q 228		
Universe	If R does NOT live together with the same partner with whom she/ he lived in [month year of first wave] (code 2 on Q 222), and if R has stepchildren (code 1 on Q 223).		
Literal question	Has [name] ever been a member of your household for at least 3 months?		
Interviewer's instructions	Interviewer Instruction: Use past tense when asking about a deceased child.		
Value	Label	Cases	Percentage
1	yes	0	
2	no	1	100.0%
6	unknown	0	
7	does not know	0	
8	refusal	0	
9	no response/not applicable	0	
Sysmiss		3148	
Warning: these figures indicate the number of cases found in the data file. They cannot be interpreted as summary statistics of the population of interest.			
# b231_5: Membership hh >= 3 mnths stepchild 5			
Information	[Type= discrete] [Format=numeric] [Range= 1-99] [Missing=*/7/8/9]		
Statistics [NW/ W]	[Valid=1 /-] [Invalid=3148 /-]		
Definition	Q 228		
Universe	If R does NOT live together with the same partner with whom she/ he lived in [month year of first wave] (code 2 on Q 222), and if R has stepchildren (code 1 on Q 223).		

# b231_5: Membership hh >= 3 mnths stepchild 5			
<b>Literal question</b>		Has [name] ever been a member of your household for at least 3 months?	
<b>Interviewer's instructions</b>		Interviewer Instruction: Use past tense when asking about a deceased child.	
<b>Value</b>	<b>Label</b>	<b>Cases</b>	<b>Percentage</b>
1	yes	0	
2	no	1	100.0%
6	unknown	0	
7	does not know	0	
8	refusal	0	
9	no response/not applicable	0	
Sysmiss		3148	
<i>Warning: these figures indicate the number of cases found in the data file. They cannot be interpreted as summary statistics of the population of interest.</i>			
# b231_6: Membership hh >= 3 mnths stepchild 6			
<b>Information</b>		[Type= discrete] [Format=numeric] [Range= 1-99] [Missing=*/7/8/9]	
<b>Statistics [NW/ W]</b>		[Valid=1 /-] [Invalid=3148 /-]	
<b>Definition</b>		Q 228	
<b>Universe</b>		If R does NOT live together with the same partner with whom she/ he lived in [month year of first wave] (code 2 on Q 222), and if R has stepchildren (code 1 on Q 223).	
<b>Literal question</b>		Has [name] ever been a member of your household for at least 3 months?	
<b>Interviewer's instructions</b>		Interviewer Instruction: Use past tense when asking about a deceased child.	
<b>Value</b>	<b>Label</b>	<b>Cases</b>	<b>Percentage</b>
1	yes	0	
2	no	1	100.0%
6	unknown	0	
7	does not know	0	
8	refusal	0	
9	no response/not applicable	0	
Sysmiss		3148	
<i>Warning: these figures indicate the number of cases found in the data file. They cannot be interpreted as summary statistics of the population of interest.</i>			
# b232m_2: Month starting living in hh stepchild 2			
<b>Information</b>		[Type= discrete] [Format=numeric] [Range= 1-2401] [Missing=*/97/98/99]	
<b>Statistics [NW/ W]</b>		[Valid=1 /-] [Invalid=3148 /-]	
<b>Definition</b>		Q 229	
<b>Universe</b>		If R does NOT live together with the same partner with whom she/ he lived in [month year of first wave] (code 2 on Q 222), and if R has stepchildren (code 1 on Q 223).	
<b>Literal question</b>		In what month and year did he/she start living in your household?	
<b>Interviewer's instructions</b>		Interviewer Instruction: Use past tense when asking about a deceased child.	
<b>Value</b>	<b>Label</b>	<b>Cases</b>	<b>Percentage</b>
1	January	0	
2	February	0	
3	March	0	
4	April	0	
5	May	0	
6	June	1	100.0%
7	July	0	

# b232m_2: Month starting living in hh stepchild 2			
Value	Label	Cases	Percentage
8	August	0	
9	September	0	
10	October	0	
11	November	0	
12	December	0	
21	winter months at the beginning of the year (January, February)	0	
22	spring	0	
23	summer	0	
24	autumn	0	
25	winter at the end of the year (December)	0	
97	does not know	0	
98	refusal	0	
99	no response/not applicable	0	
Sysmiss		3148	
Warning: these figures indicate the number of cases found in the data file. They cannot be interpreted as summary statistics of the population of interest.			
# b232m_3: Month starting living in hh stepchild 3			
Information	[Type= discrete] [Format=numeric] [Range= 1-2401] [Missing=*/97/98/99]		
Statistics [NW/ W]	[Valid=1 /-] [Invalid=3148 /-]		
Definition	Q 229		
Universe	If R does NOT live together with the same partner with whom she/ he lived in [month year of first wave] (code 2 on Q 222), and if R has stepchildren (code 1 on Q 223).		
Literal question	In what month and year did he/she start living in your household?		
Interviewer's instructions	Interviewer Instruction: Use past tense when asking about a deceased child.		
Value	Label	Cases	Percentage
1	January	0	
2	February	0	
3	March	0	
4	April	0	
5	May	0	
6	June	0	
7	July	1	
8	August	0	
9	September	0	
10	October	0	
11	November	0	
12	December	0	
21	winter months at the beginning of the year (January, February)	0	
22	spring	0	
23	summer	0	
24	autumn	0	
25	winter at the end of the year (December)	0	
97	does not know	0	
98	refusal	0	
99	no response/not applicable	0	

# b232m_3: Month starting living in hh stepchild 3			
Value	Label	Cases	Percentage
Sysmiss		3148	
<i>Warning: these figures indicate the number of cases found in the data file. They cannot be interpreted as summary statistics of the population of interest.</i>			
# b232y_2: Yr starting living in hh stepchild 2			
Information	[Type= continuous] [Format=numeric] [Range= 2007-2401] [Missing=*/9997/9998/9999]		
Statistics [NW/ W]	[Valid=1 /-] [Invalid=3148 /-]		
Definition	Q 229		
Universe	If R does NOT live together with the same partner with whom she/ he lived in [month year of first wave] (code 2 on Q 222), and if R has stepchildren (code 1 on Q 223).		
Literal question	In what month and year did he/she start living in your household?		
Interviewer's instructions	Interviewer Instruction: Use past tense when asking about a deceased child.		
Value	Label	Cases	Percentage
9997	does not know		
9998	refusal		
9999	no response/not applicable		
<i>Warning: these figures indicate the number of cases found in the data file. They cannot be interpreted as summary statistics of the population of interest.</i>			
# b232y_3: Yr starting living in hh stepchild 3			
Information	[Type= continuous] [Format=numeric] [Range= 2006-2401] [Missing=*/9997/9998/9999]		
Statistics [NW/ W]	[Valid=1 /-] [Invalid=3148 /-]		
Definition	Q 229		
Universe	If R does NOT live together with the same partner with whom she/ he lived in [month year of first wave] (code 2 on Q 222), and if R has stepchildren (code 1 on Q 223).		
Literal question	In what month and year did he/she start living in your household?		
Interviewer's instructions	Interviewer Instruction: Use past tense when asking about a deceased child.		
Value	Label	Cases	Percentage
9997	does not know		
9998	refusal		
9999	no response/not applicable		
<i>Warning: these figures indicate the number of cases found in the data file. They cannot be interpreted as summary statistics of the population of interest.</i>			
# b234m_2: Month of stopping living in hh stepchild 2			
Information	[Type= discrete] [Format=numeric] [Range= 1-2401] [Missing=*/97/98/99]		
Statistics [NW/ W]	[Valid=1 /-] [Invalid=3148 /-]		
Definition	Q 231		
Universe	If R does NOT live together with the same partner with whom she/ he lived in [month year of first wave] (code 2 on Q 222), and if R has stepchildren (code 1 on Q 223).		
Literal question	In what month and year did you and [name of child] stop living in the same household?		
Value	Label	Cases	Percentage
1	January	0	
2	February	0	
3	March	1	100.0%
4	April	0	
5	May	0	
6	June	0	

# b234m_2: Month of stopping living in hh stepchild 2			
Value	Label	Cases	Percentage
7	July	0	
8	August	0	
9	September	0	
10	October	0	
11	November	0	
12	December	0	
21	winter months at the beginning of the year (January, February)	0	
22	spring	0	
23	summer	0	
24	autumn	0	
25	winter at the end of the year (December)	0	
97	does not know	0	
98	refusal	0	
99	no response/not applicable	0	
Sysmiss		3148	
Warning: these figures indicate the number of cases found in the data file. They cannot be interpreted as summary statistics of the population of interest.			
# b234m_3: Month of stopping living in hh stepchild 3			
Information	[Type= discrete] [Format=numeric] [Range= 1-2401] [Missing=*/97/98/99]		
Statistics [NW/ W]	[Valid=1 /-] [Invalid=3148 /-]		
Definition	Q 231		
Universe	If R does NOT live together with the same partner with whom she/ he lived in [month year of first wave] (code 2 on Q 222), and if R has stepchildren (code 1 on Q 223).		
Literal question	In what month and year did you and [name of child] stop living in the same household?		
Value	Label	Cases	Percentage
1	January	0	<div><div></div></div> 100.0%
2	February	0	
3	March	0	
4	April	0	
5	May	0	
6	June	0	
7	July	1	
8	August	0	
9	September	0	
10	October	0	
11	November	0	
12	December	0	
21	winter months at the beginning of the year (January, February)	0	
22	spring	0	
23	summer	0	
24	autumn	0	
25	winter at the end of the year (December)	0	
97	does not know	0	
98	refusal	0	
99	no response/not applicable	0	

# b234m_3: Month of stopping living in hh stepchild 3			
Value	Label	Cases	Percentage
Sysmiss		3148	
Warning: these figures indicate the number of cases found in the data file. They cannot be interpreted as summary statistics of the population of interest.			
# b234y_2: Yr of stopping living in hh stepchild 2			
Information	[Type= continuous] [Format=numeric] [Range= 2008-2401] [Missing=*/9997/9998/9999]		
Statistics [NW/ W]	[Valid=1 /-] [Invalid=3148 /-]		
Definition	Q 231		
Universe	If R does NOT live together with the same partner with whom she/ he lived in [month year of first wave] (code 2 on Q 222), and if R has stepchildren (code 1 on Q 223).		
Literal question	In what month and year did you and [name of child] stop living in the same household?		
Value	Label	Cases	Percentage
9997	does not know		
9998	refusal		
9999	no response/not applicable		
Warning: these figures indicate the number of cases found in the data file. They cannot be interpreted as summary statistics of the population of interest.			
# b234y_3: Yr of stopping living in hh stepchild 3			
Information	[Type= continuous] [Format=numeric] [Range= 2007-2401] [Missing=*/9997/9998/9999]		
Statistics [NW/ W]	[Valid=1 /-] [Invalid=3148 /-]		
Definition	Q 231		
Universe	If R does NOT live together with the same partner with whom she/ he lived in [month year of first wave] (code 2 on Q 222), and if R has stepchildren (code 1 on Q 223).		
Literal question	In what month and year did you and [name of child] stop living in the same household?		
Value	Label	Cases	Percentage
9997	does not know		
9998	refusal		
9999	no response/not applicable		
Warning: these figures indicate the number of cases found in the data file. They cannot be interpreted as summary statistics of the population of interest.			
# b238: Number of grandchildren (W2)			
Information	[Type= discrete] [Format=numeric] [Range= 0-48] [Missing=*/97/98/99]		
Statistics [NW/ W]	[Valid=2332 /-] [Invalid=817 /-]		
Definition	Q 232.		
Literal question	How many grandchildren do you have?		
Value	Label	Cases	Percentage
0	no grandchildren	1247	<div></div> 53.5%
1		220	<div></div> 9.4%
2		274	<div></div> 11.7%
3		186	<div></div> 8.0%
4		207	<div></div> 8.9%
5		87	<div></div> 3.7%
6		54	<div></div> 2.3%
7		27	<div></div> 1.2%
8		12	<div></div> 0.5%
9		4	<div></div> 0.2%

# b238: Number of grandchildren (W2)			
Value	Label	Cases	Percentage
10		5	0.2%
11		4	0.2%
12		2	0.1%
13		1	0.0%
14		1	0.0%
15		1	0.0%
97	does not know	0	
98	refusal	0	
99	no response/not applicable	817	
Warning: these figures indicate the number of cases found in the data file. They cannot be interpreted as summary statistics of the population of interest.			
# bn238: Any grandchildren since {Wave 1}			
Information	[Type= discrete] [Format=numeric] [Range= 1-99] [Missing=*7/8/9]		
Statistics [NW/ W]	[Valid=1075 /-] [Invalid=2074 /-]		
Definition	Q 233.		
Universe	If R has grandchildren.		
Literal question	Have you had any grandchildren since...month...year {first wave}?		
Value	Label	Cases	Percentage
1	yes	285	26.5%
2	no	790	73.5%
6	unknown	0	
7	does not know	0	
8	refusal	0	
9	no response/not applicable	10	
Sysmiss		2064	
Warning: these figures indicate the number of cases found in the data file. They cannot be interpreted as summary statistics of the population of interest.			
# b239am: Mnth of birth of the oldest grandchild (W2)			
Information	[Type= discrete] [Format=numeric] [Range= 1-2401] [Missing=*97/98/99]		
Statistics [NW/ W]	[Valid=188 /-] [Invalid=2961 /-]		
Definition	Q 234.a.		
Universe	If R has 2 or more grandchildren AND if she/ he has had any grandchild since first wave.		
Literal question	In what month and year was the oldest of your grandchildren born?		
Value	Label	Cases	Percentage
1	January	15	8.0%
2	February	16	8.5%
3	March	21	11.2%
4	April	22	11.7%
5	May	16	8.5%
6	June	19	10.1%
7	July	9	4.8%
8	August	17	9.0%
9	September	9	4.8%
10	October	13	6.9%
11	November	13	6.9%

# b239am: Mnth of birth of the oldest grandchild (W2)			
Value	Label	Cases	Percentage
12	December	11	<div><div></div></div> 5.9%
21	winter months at the beginning of the year (January, February)	2	<div><div></div></div> 1.1%
22	spring	1	<div><div></div></div> 0.5%
23	summer	1	<div><div></div></div> 0.5%
24	autumn	3	<div><div></div></div> 1.6%
25	winter at the end of the year (December)	0	
97	does not know	0	
98	refusal	0	
99	no response/not applicable	31	
Sysmiss		2930	
Warning: these figures indicate the number of cases found in the data file. They cannot be interpreted as summary statistics of the population of interest.			
# b239ay: Yr of birth of the oldest grandchild (W2)			
Information	[Type= discrete] [Format=numeric] [Range= 1962-2401] [Missing=*/9997/9998/9999]		
Statistics [NW/ W]	[Valid=211 /-] [Invalid=2938 /-]		
Definition	Q 234.a.		
Universe	If R has 2 or more grandchildren AND if she/ he has had any grandchild since first wave.		
Literal question	In what month and year was the oldest of your grandchildren born?		
Value	Label	Cases	Percentage
1980		1	<div><div></div></div> 0.5%
1982		4	<div><div></div></div> 1.9%
1983		1	<div><div></div></div> 0.5%
1984		5	<div><div></div></div> 2.4%
1985		2	<div><div></div></div> 0.9%
1986		4	<div><div></div></div> 1.9%
1987		3	<div><div></div></div> 1.4%
1988		4	<div><div></div></div> 1.9%
1989		5	<div><div></div></div> 2.4%
1990		8	<div><div></div></div> 3.8%
1991		10	<div><div></div></div> 4.7%
1992		7	<div><div></div></div> 3.3%
1993		2	<div><div></div></div> 0.9%
1994		8	<div><div></div></div> 3.8%
1995		11	<div><div></div></div> 5.2%
1996		11	<div><div></div></div> 5.2%
1997		6	<div><div></div></div> 2.8%
1998		8	<div><div></div></div> 3.8%
1999		10	<div><div></div></div> 4.7%
2000		10	<div><div></div></div> 4.7%
2001		12	<div><div></div></div> 5.7%
2002		13	<div><div></div></div> 6.2%
2003		20	<div><div></div></div> 9.5%
2004		16	<div><div></div></div> 7.6%
2005		11	<div><div></div></div> 5.2%
2006		15	<div><div></div></div> 7.1%



# b239ay: Yr of birth of the oldest grandchild (W2)			
Value	Label	Cases	Percentage
2007		2	<div></div> 0.9%
2008		2	<div></div> 0.9%
9997	does not know	0	
9998	refusal	0	
9999	no response/not applicable	8	
Sysmiss		2930	
<i>Warning: these figures indicate the number of cases found in the data file. They cannot be interpreted as summary statistics of the population of interest.</i>			
# b239aAgeR: R's age at birth of oldest grandchild (W2)			
Information	[Type= discrete] [Format=numeric] [Range= 21-9999] [Missing=*/997/998/999]		
Statistics [NW/ W]	[Valid=211 /-] [Invalid=2938 /-]		
Definition	Q 234.a.		
Universe	If R has 2 or more grandchildren AND if she/ he has had any grandchild since first wave.		
Literal question	In what month and year was the oldest of your grandchildren born?		
Notes	R's time of birth was deducted from HH grid. If information on the month of birth / month at birth of oldest grandchild was missing, a 6 (june) was used in the calculation. Values 21-25 for month values are converted in the followig way: "Beginning of the Year" = "January-February"; "Spring" = "May"; "Summer" = "August"; "Autumn" = "October"; "End of Year" = "December".		
Value	Label	Cases	Percentage
26		1	<div></div> 0.5%
33		1	<div></div> 0.5%
35		1	<div></div> 0.5%
36		1	<div></div> 0.5%
37		3	<div></div> 1.4%
38		4	<div></div> 1.9%
39		7	<div></div> 3.3%
40		8	<div></div> 3.8%
41		10	<div></div> 4.7%
42		11	<div></div> 5.2%
43		11	<div></div> 5.2%
44		14	<div></div> 6.6%
45		14	<div></div> 6.6%
46		18	<div></div> 8.5%
47		7	<div></div> 3.3%
48		12	<div></div> 5.7%
49		9	<div></div> 4.3%
50		8	<div></div> 3.8%
51		14	<div></div> 6.6%
52		7	<div></div> 3.3%
53		6	<div></div> 2.8%
54		12	<div></div> 5.7%
55		3	<div></div> 1.4%
56		7	<div></div> 3.3%
57		4	<div></div> 1.9%
58		5	<div></div> 2.4%
59		3	<div></div> 1.4%

# b239aAgeR: R's age at birth of oldest grandchild (W2)			
Value	Label	Cases	Percentage
61		3	<div><div></div></div> 1.4%
62		1	<div><div></div></div> 0.5%
63		1	<div><div></div></div> 0.5%
64		2	<div><div></div></div> 0.9%
69		2	<div><div></div></div> 0.9%
76		1	<div><div></div></div> 0.5%
997	does not know	0	
998	refusal	0	
999	no response/not applicable	8	
Sysmiss		2930	
Warning: these figures indicate the number of cases found in the data file. They cannot be interpreted as summary statistics of the population of interest.			
# b239bm: Mnth of birth of the only grandchild (W2)			
Information	[Type= discrete] [Format=numeric] [Range= 1-2401] [Missing=*/97/98/99]		
Statistics [NW/ W]	[Valid=65 /-] [Invalid=3084 /-]		
Definition	Q 234.b.		
Universe	If R has 1 grandchild AND if she/ he has had this only grandchild since first wave.		
Literal question	In what month and year was your grandchild born?		
Value	Label	Cases	Percentage
1	January	5	<div><div></div></div> 7.7%
2	February	2	<div><div></div></div> 3.1%
3	March	5	<div><div></div></div> 7.7%
4	April	7	<div><div></div></div> 10.8%
5	May	5	<div><div></div></div> 7.7%
6	June	5	<div><div></div></div> 7.7%
7	July	4	<div><div></div></div> 6.2%
8	August	7	<div><div></div></div> 10.8%
9	September	7	<div><div></div></div> 10.8%
10	October	5	<div><div></div></div> 7.7%
11	November	7	<div><div></div></div> 10.8%
12	December	5	<div><div></div></div> 7.7%
21	winter months at the beginning of the year (January, February)	0	
22	spring	0	
23	summer	1	<div><div></div></div> 1.5%
24	autumn	0	
25	winter at the end of the year (December)	0	
97	does not know	0	
98	refusal	0	
99	no response/not applicable	1	
Sysmiss		3083	
Warning: these figures indicate the number of cases found in the data file. They cannot be interpreted as summary statistics of the population of interest.			
# b239by: Yr of birth of the only grandchild (W2)			
Information	[Type= discrete] [Format=numeric] [Range= 2002-2401] [Missing=*/9997/9998/9999]		
Statistics [NW/ W]	[Valid=65 /-] [Invalid=3084 /-]		

# b239by: Yr of birth of the only grandchild (W2)			
<b>Definition</b>		Q 234.b.	
<b>Universe</b>		If R has 1 grandchild AND if she/ he has had this only grandchild since first wave.	
<b>Literal question</b>		In what month and year was your grandchild born?	
Value	Label	Cases	Percentage
2004		1	<div><div></div></div> 1.5%
2005		10	<div><div></div></div> 15.4%
2006		25	<div><div></div></div> 38.5%
2007		22	<div><div></div></div> 33.8%
2008		7	<div><div></div></div> 10.8%
9997	does not know	0	
9998	refusal	0	
9999	no response/not applicable	1	
Sysmiss		3083	
Warning: these figures indicate the number of cases found in the data file. They cannot be interpreted as summary statistics of the population of interest.			
# b239bAgeR: R's age at birth of only grandchild (W2)			
<b>Information</b>		[Type= discrete] [Format=numeric] [Range= 30-9999] [Missing=*/997/998/999]	
<b>Statistics [NW/ W]</b>		[Valid=65 /-] [Invalid=3084 /-]	
<b>Definition</b>		Q 234.b.	
<b>Universe</b>		If R has 1 grandchild AND if she/ he has had this only grandchild since first wave.	
<b>Literal question</b>		In what month and year was your grandchild born?	
<b>Notes</b>		R's time of birth was deducted from HH grid. If information on the month of birth / month at birth of only grandchild was missing, a 6 (june) was used in the calculation. Values 21-25 for month values are converted in the followig way: "Beginning of the Year" = "January-February"; "Spring" = "May"; "Summer" = "August"; "Autumn" = "October"; "End of Year" = "December".	
Value	Label	Cases	Percentage
30		1	<div><div></div></div> 1.5%
33		1	<div><div></div></div> 1.5%
36		1	<div><div></div></div> 1.5%
39		2	<div><div></div></div> 3.1%
40		2	<div><div></div></div> 3.1%
41		2	<div><div></div></div> 3.1%
42		3	<div><div></div></div> 4.6%
43		2	<div><div></div></div> 3.1%
44		2	<div><div></div></div> 3.1%
45		4	<div><div></div></div> 6.2%
46		1	<div><div></div></div> 1.5%
47		5	<div><div></div></div> 7.7%
48		2	<div><div></div></div> 3.1%
49		4	<div><div></div></div> 6.2%
50		1	<div><div></div></div> 1.5%
51		4	<div><div></div></div> 6.2%
52		3	<div><div></div></div> 4.6%
53		3	<div><div></div></div> 4.6%
54		4	<div><div></div></div> 6.2%
55		1	<div><div></div></div> 1.5%

# b239bAgeR: R's age at birth of only grandchild (W2)			
Value	Label	Cases	Percentage
56		2	<div></div> 3.1%
57		2	<div></div> 3.1%
58		2	<div></div> 3.1%
59		5	<div></div> 7.7%
60		1	<div></div> 1.5%
61		2	<div></div> 3.1%
62		1	<div></div> 1.5%
67		1	<div></div> 1.5%
68		1	<div></div> 1.5%
997	does not know	0	
998	refusal	0	
999	no response/not applicable	1	
Sysmiss		3083	
Warning: these figures indicate the number of cases found in the data file. They cannot be interpreted as summary statistics of the population of interest.			
# b240m: Mnth of birth of the youngest grandchild (W2)			
Information	[Type= discrete] [Format=numeric] [Range= 1-2401] [Missing=*/97/98/99]		
Statistics [NW/ W]	[Valid=208 /-] [Invalid=2941 /-]		
Definition	Q 235.		
Universe	If R has 2 or more grandchildren AND if she/ he has had any grandchild since first wave.		
Literal question	In what month and year was the youngest of your grandchildren born?		
Value	Label	Cases	Percentage
1	January	19	<div></div> 9.1%
2	February	21	<div></div> 10.1%
3	March	28	<div></div> 13.5%
4	April	20	<div></div> 9.6%
5	May	20	<div></div> 9.6%
6	June	21	<div></div> 10.1%
7	July	12	<div></div> 5.8%
8	August	17	<div></div> 8.2%
9	September	9	<div></div> 4.3%
10	October	11	<div></div> 5.3%
11	November	12	<div></div> 5.8%
12	December	13	<div></div> 6.2%
21	winter months at the beginning of the year (January, February)	0	
22	spring	3	<div></div> 1.4%
23	summer	1	<div></div> 0.5%
24	autumn	1	<div></div> 0.5%
25	winter at the end of the year (December)	0	
97	does not know	0	
98	refusal	0	
99	no response/not applicable	11	
Sysmiss		2930	
Warning: these figures indicate the number of cases found in the data file. They cannot be interpreted as summary statistics of the population of interest.			

# b240y: Yr of birth of the youngest grandchild (W2)			
Information	[Type= discrete] [Format=numeric] [Range= 1980-2401] [Missing=*/9997/9998/9999]		
Statistics [NW/ W]	[Valid=217 /-] [Invalid=2932 /-]		
Definition	Q 235.		
Universe	If R has 2 or more grandchildren AND if she/ he has had any grandchild since first wave.		
Literal question	In what month and year was the youngest of your grandchildren born?		
Value	Label	Cases	Percentage
1995		1	0.5%
2001		1	0.5%
2003		2	0.9%
2004		5	2.3%
2005		31	14.3%
2006		59	27.2%
2007		76	35.0%
2008		42	19.4%
9997	does not know	0	
9998	refusal	0	
9999	no response/not applicable	2	
Sysmiss		2930	
Warning: these figures indicate the number of cases found in the data file. They cannot be interpreted as summary statistics of the population of interest.			
# b240AgeR: R's age at birth of youngest grandchild (W2)			
Information	[Type= discrete] [Format=numeric] [Range= 31-9999] [Missing=*/997/998/999]		
Statistics [NW/ W]	[Valid=217 /-] [Invalid=2932 /-]		
Definition	Q 235.		
Universe	If R has 2 or more grandchildren AND if she/ he has had any grandchild since first wave.		
Literal question	In what month and year was the youngest of your grandchildren born?		
Notes	R's time of birth was deducted from HH grid. If information on the month of birth / month at birth of youngest grandchild was missing, a 6 (june) was used in the calculation. Values 21-25 for month values are converted in the followig way: "Beginning of the Year" = "January-February"; "Spring" = "May"; "Summer" = "August"; "Autumn" = "October"; "End of Year" = "December".		
Value	Label	Cases	Percentage
31		1	0.5%
41		3	1.4%
43		4	1.8%
44		4	1.8%
45		1	0.5%
46		5	2.3%
47		3	1.4%
48		2	0.9%
49		4	1.8%
50		10	4.6%
51		9	4.1%
52		11	5.1%
53		10	4.6%
54		8	3.7%
55		9	4.1%

# b240AgeR: R's age at birth of youngest grandchild (W2)			
Value	Label	Cases	Percentage
56		18	8.3%
57		14	6.5%
58		12	5.5%
59		11	5.1%
60		16	7.4%
61		10	4.6%
62		13	6.0%
63		9	4.1%
64		4	1.8%
65		1	0.5%
66		4	1.8%
67		8	3.7%
69		7	3.2%
74		1	0.5%
75		2	0.9%
76		2	0.9%
77		1	0.5%
997	does not know	0	
998	refusal	0	
999	no response/not applicable	2	
Sysmiss		2930	
Warning: these figures indicate the number of cases found in the data file. They cannot be interpreted as summary statistics of the population of interest.			
# b241: Freq. of grandchild care (W2)			
Information	[Type= discrete] [Format=numeric] [Range= 0-90] [Missing=*/997/998/999]		
Statistics [NW/ W]	[Valid=1085 /-] [Invalid=2064 /-]		
Definition	Q 236.		
Universe	If R has 1 grandchild or more.		
Literal question	How frequently do you help to look after your grandchild(ren)?		
Value	Label	Cases	Percentage
0	does not help	373	34.4%
1		248	22.9%
2		188	17.3%
3		95	8.8%
4		39	3.6%
5		59	5.4%
6		15	1.4%
7		59	5.4%
8		2	0.2%
10		5	0.5%
20		2	0.2%
997	does not know	0	
998	refusal	0	
999	no response/not applicable	0	
Sysmiss		2064	

# b241: Freq. of grandchild care (W2)			
<i>Warning: these figures indicate the number of cases found in the data file. They cannot be interpreted as summary statistics of the population of interest.</i>			
# b241mnth: Freq. per month: help with grandchild care (W2)			
Information	[Type= discrete] [Format=numeric] [Range= 0-1501] [Missing=*/99999997/99999998/99999999]		
Statistics [NW/ W]	[Valid=1084 /-] [Invalid=2065 /-]		
Definition	Q 236.		
Universe	If R has 1 grandchild or more.		
Literal question	How frequently do you help to look after your grandchild(ren)?		
Notes	Frequencies per week and year were converted into frequency per month. Values have been rounded to 1/10; values exceeding 1 have been rounded to the nearest integer.		
Value	Label	Cases	Percentage
0	never	373	34.4%
0.1		31	2.9%
0.2		26	2.4%
0.3		30	2.8%
0.4		16	1.5%
0.5		5	0.5%
0.6		1	0.1%
0.7		2	0.2%
0.8		4	0.4%
1		100	9.2%
2		80	7.4%
3		34	3.1%
4		126	11.6%
5		9	0.8%
6		6	0.6%
7		1	0.1%
8		83	7.7%
12		44	4.1%
16		17	1.6%
20		35	3.2%
24		4	0.4%
28		57	5.3%
99999997	does not know	0	
99999998	refusal	0	
99999999	no response/not applicable	0	
Sysmiss		2065	
<i>Warning: these figures indicate the number of cases found in the data file. They cannot be interpreted as summary statistics of the population of interest.</i>			
# b241u: Time unit of help (W2)			
Information	[Type= discrete] [Format=numeric] [Range= 1-1807] [Missing=*/7/8/9]		
Statistics [NW/ W]	[Valid=712 /-] [Invalid=2437 /-]		
Definition	Q 236.  DEU: only ten specific items "1401 - daily", "1402 - on weekdays", "1403 - more than once per week", "1404 - once per week", "1405 - more than once per month", "1406 - once per month", "1407 - more than once per year", "1408 - once per year", "1409 - rarely", "1410 -never".		
Universe	If R has 1 grandchild or more.		

# b241u: Time unit of help (W2)			
<b>Literal question</b>		How frequently do you help to look after your grandchild(ren)?	
Value	Label	Cases	Percentage
1	week	357	<div></div> 50.1%
2	month	239	<div></div> 33.6%
3	year	116	<div></div> 16.3%
1401	daily	0	
1402	on weekdays	0	
1403	more than once per week	0	
1404	once per week	0	
1405	more than once per month	0	
1406	once per month	0	
1407	more than once per year	0	
1408	once per year	0	
1409	rarely	0	
1410	never	0	
7	does not know	0	
8	refusal	0	
9	no response/not applicable	0	
Sysmiss		2437	
<i>Warning: these figures indicate the number of cases found in the data file. They cannot be interpreted as summary statistics of the population of interest.</i>			
# b242a: Any great grandchildren (W2)			
<b>Information</b>		[Type= discrete] [Format=numeric] [Range= 1-99] [Missing=*7/8/9]	
<b>Statistics [NW/ W]</b>		[Valid=1085 /-] [Invalid=2064 /-]	
<b>Definition</b>		Q 237.a.	
<b>Universe</b>		If R has 1 grandchild or more	
<b>Literal question</b>		Do you have any great-grandchildren?	
Value	Label	Cases	Percentage
1	yes	1085	<div></div> 100.0%
2	no	0	
6	unknown	0	
7	does not know	0	
8	refusal	0	
9	no response/not applicable	0	
Sysmiss		2064	
<i>Warning: these figures indicate the number of cases found in the data file. They cannot be interpreted as summary statistics of the population of interest.</i>			
# b242b: Number of great grandchildren (W2)			
<b>Information</b>		[Type= discrete] [Format=numeric] [Range= 1-9999] [Missing=*997/998/999]	
<b>Statistics [NW/ W]</b>		[Valid=126 /-] [Invalid=3023 /-]	
<b>Definition</b>		Q 237.b.	
<b>Universe</b>		If code 1 on question 237.a.	
<b>Literal question</b>		How many?	
Value	Label	Cases	Percentage
1		50	<div></div> 39.7%



# b242b: Number of great grandchildren (W2)			
Value	Label	Cases	Percentage
2		41	<div><div></div></div> 32.5%
3		20	<div><div></div></div> 15.9%
4		6	<div><div></div></div> 4.8%
5		2	<div><div></div></div> 1.6%
6		3	<div><div></div></div> 2.4%
7		1	<div><div></div></div> 0.8%
8		1	<div><div></div></div> 0.8%
10		2	<div><div></div></div> 1.6%
997	does not know	0	
998	refusal	0	
999	no response/not applicable	959	
Sysmiss		2064	
Warning: these figures indicate the number of cases found in the data file. They cannot be interpreted as summary statistics of the population of interest.			
# b250: Child present in consolidated grid (W2)			
Information	[Type= discrete] [Format=numeric] [Range= 1-99] [Missing=*7/8/9]		
Statistics [NW/ W]	[Valid=3149 /-] [Invalid=0 /-]		
Definition	Consolidated children information		
Value	Label	Cases	Percentage
1	yes	2321	<div><div></div></div> 73.7%
2	no	828	<div><div></div></div> 26.3%
6	unknown	0	
7	does not know	0	
8	refusal	0	
9	no response/not applicable	0	
Warning: these figures indicate the number of cases found in the data file. They cannot be interpreted as summary statistics of the population of interest.			
# b251_1: Type of child 1 (W2)			
Information	[Type= discrete] [Format=numeric] [Range= 1-1501] [Missing=*7/8/9]		
Statistics [NW/ W]	[Valid=1982 /-] [Invalid=1167 /-]		
Definition	FRA, one additional value: "1501-biological or adopted child, adopted by partner".		
Notes	Consolidated variable Created using bhg3 b213 b215 b229 (i.e., household grid and questions Q 211, Q 213, Q 226).		
Value	Label	Cases	Percentage
1	biological child with current partner/spouse	1508	<div><div></div></div> 76.1%
2	biological child with former partner/spouse	408	<div><div></div></div> 20.6%
3	stepchild	36	<div><div></div></div> 1.8%
4	adopted child	26	<div><div></div></div> 1.3%
5	foster child	4	<div><div></div></div> 0.2%
6	unknown, missing in original dataset	0	
1501	biological or adopted child, adopted by partner	0	
7	does not know	0	
8	refusal	0	
9	no response/not applicable	0	
Sysmiss		1167	
Warning: these figures indicate the number of cases found in the data file. They cannot be interpreted as summary statistics of the population of interest.			

# b251_2: Type of child 2 (W2)			
Information	[Type= discrete] [Format=numeric] [Range= 1-1501] [Missing=*/7/8/9]		
Statistics [NW/ W]	[Valid=1443 /-] [Invalid=1706 /-]		
Definition	FRA, one additional value: "1501-biological or adopted child, adopted by partner".		
Notes	Consolidated variable Created using bhg3 b213 b215 b229 (i.e., household grid and questions Q 211, Q 213, Q 226).		
Value	Label	Cases	Percentage
1	biological child with current partner/spouse	1190	<div><div></div></div> 82.5%
2	biological child with former partner/spouse	224	<div><div></div></div> 15.5%
3	stepchild	18	<div><div></div></div> 1.2%
4	adopted child	8	<div><div></div></div> 0.6%
5	foster child	3	<div><div></div></div> 0.2%
6	unknown, missing in original dataset	0	
1501	biological or adopted child, adopted by partner	0	
7	does not know	0	
8	refusal	0	
9	no response/not applicable	0	
Sysmiss		1706	
Warning: these figures indicate the number of cases found in the data file. They cannot be interpreted as summary statistics of the population of interest.			
# b251_3: Type of child 3 (W2)			
Information	[Type= discrete] [Format=numeric] [Range= 1-1501] [Missing=*/7/8/9]		
Statistics [NW/ W]	[Valid=370 /-] [Invalid=2779 /-]		
Definition	FRA, one additional value: "1501-biological or adopted child, adopted by partner".		
Notes	Consolidated variable Created using bhg3 b213 b215 b229 (i.e., household grid and questions Q 211, Q 213, Q 226).		
Value	Label	Cases	Percentage
1	biological child with current partner/spouse	277	<div><div></div></div> 74.9%
2	biological child with former partner/spouse	68	<div><div></div></div> 18.4%
3	stepchild	19	<div><div></div></div> 5.1%
4	adopted child	4	<div><div></div></div> 1.1%
5	foster child	2	<div><div></div></div> 0.5%
6	unknown, missing in original dataset	0	
1501	biological or adopted child, adopted by partner	0	
7	does not know	0	
8	refusal	0	
9	no response/not applicable	0	
Sysmiss		2779	
Warning: these figures indicate the number of cases found in the data file. They cannot be interpreted as summary statistics of the population of interest.			
# b251_4: Type of child 4 (W2)			
Information	[Type= discrete] [Format=numeric] [Range= 1-1501] [Missing=*/7/8/9]		
Statistics [NW/ W]	[Valid=90 /-] [Invalid=3059 /-]		
Definition	FRA, one additional value: "1501-biological or adopted child, adopted by partner".		
Notes	Consolidated variable Created using bhg3 b213 b215 b229 (i.e., household grid and questions Q 211, Q 213, Q 226).		

# b251_4: Type of child 4 (W2)			
Value	Label	Cases	Percentage
1	biological child with current partner/spouse	62	<div><div></div></div> 68.9%
2	biological child with former partner/spouse	17	<div><div></div></div> 18.9%
3	stepchild	9	<div><div></div></div> 10.0%
4	adopted child	2	<div><div></div></div> 2.2%
5	foster child	0	
6	unknown, missing in original dataset	0	
1501	biological or adopted child, adopted by partner	0	
7	does not know	0	
8	refusal	0	
9	no response/not applicable	0	
Sysmiss		3059	
Warning: these figures indicate the number of cases found in the data file. They cannot be interpreted as summary statistics of the population of interest.			
# b251_5: Type of child 5 (W2)			
Information	[Type= discrete] [Format=numeric] [Range= 1-1501] [Missing=*/7/8/9]		
Statistics [NW/ W]	[Valid=21 /-] [Invalid=3128 /-]		
Definition	FRA, one additional value: "1501-biological or adopted child, adopted by partner".		
Notes	Consolidated variable Created using bhg3 b213 b215 b229 (i.e., household grid and questions Q 211, Q 213, Q 226).		
Value	Label	Cases	Percentage
1	biological child with current partner/spouse	15	<div><div></div></div> 71.4%
2	biological child with former partner/spouse	4	<div><div></div></div> 19.0%
3	stepchild	1	<div><div></div></div> 4.8%
4	adopted child	1	<div><div></div></div> 4.8%
5	foster child	0	
6	unknown, missing in original dataset	0	
1501	biological or adopted child, adopted by partner	0	
7	does not know	0	
8	refusal	0	
9	no response/not applicable	0	
Sysmiss		3128	
Warning: these figures indicate the number of cases found in the data file. They cannot be interpreted as summary statistics of the population of interest.			
# b251_6: Type of child 6 (W2)			
Information	[Type= discrete] [Format=numeric] [Range= 1-1501] [Missing=*/7/8/9]		
Statistics [NW/ W]	[Valid=7 /-] [Invalid=3142 /-]		
Definition	FRA, one additional value: "1501-biological or adopted child, adopted by partner".		
Notes	Consolidated variable Created using bhg3 b213 b215 b229 (i.e., household grid and questions Q 211, Q 213, Q 226).		
Value	Label	Cases	Percentage
1	biological child with current partner/spouse	4	<div><div></div></div> 57.1%
2	biological child with former partner/spouse	2	<div><div></div></div> 28.6%
3	stepchild	1	<div><div></div></div> 14.3%
4	adopted child	0	
5	foster child	0	

# b251_6: Type of child 6 (W2)			
Value	Label	Cases	Percentage
6	unknown, missing in original dataset	0	
1501	biological or adopted child, adopted by partner	0	
7	does not know	0	
8	refusal	0	
9	no response/not applicable	0	
Sysmiss		3142	
Warning: these figures indicate the number of cases found in the data file. They cannot be interpreted as summary statistics of the population of interest.			

# b251_7: Type of child 7 (W2)			
Information	[Type= discrete] [Format=numeric] [Range= 1-1501] [Missing=*/7/8/9]		
Statistics [NW/ W]	[Valid=3 /-] [Invalid=3146 /-]		
Definition	FRA, one additional value: "1501-biological or adopted child, adopted by partner".		
Notes	Consolidated variable Created using bhg3 b213 b215 b229 (i.e., household grid and questions Q 211, Q 213, Q 226).		
Value	Label	Cases	Percentage
1	biological child with current partner/spouse	2	66.7%
2	biological child with former partner/spouse	1	33.3%
3	stepchild	0	
4	adopted child	0	
5	foster child	0	
6	unknown, missing in original dataset	0	
1501	biological or adopted child, adopted by partner	0	
7	does not know	0	
8	refusal	0	
9	no response/not applicable	0	
Sysmiss		3146	
Warning: these figures indicate the number of cases found in the data file. They cannot be interpreted as summary statistics of the population of interest.			
# b251_8: Type of child 8 (W2)			
Information	[Type= discrete] [Format=numeric] [Range= 1-1501] [Missing=*/7/8/9]		
Statistics [NW/ W]	[Valid=2 /-] [Invalid=3147 /-]		
Definition	FRA, one additional value: "1501-biological or adopted child, adopted by partner".		
Notes	Consolidated variable Created using bhg3 b213 b215 b229 (i.e., household grid and questions Q 211, Q 213, Q 226).		
Value	Label	Cases	Percentage
1	biological child with current partner/spouse	1	50.0%
2	biological child with former partner/spouse	1	50.0%
3	stepchild	0	
4	adopted child	0	
5	foster child	0	
6	unknown, missing in original dataset	0	
1501	biological or adopted child, adopted by partner	0	
7	does not know	0	
8	refusal	0	
9	no response/not applicable	0	
Sysmiss		3147	
Warning: these figures indicate the number of cases found in the data file. They cannot be interpreted as summary statistics of the population of interest.			
# b251_9: Type of child 9 (W2)			
Information	[Type= discrete] [Format=numeric] [Range= 1-1501] [Missing=*/7/8/9]		
Statistics [NW/ W]	[Valid=2 /-] [Invalid=3147 /-]		
Definition	FRA, one additional value: "1501-biological or adopted child, adopted by partner".		
Notes	Consolidated variable Created using bhg3 b213 b215 b229 (i.e., household grid and questions Q 211, Q 213, Q 226).		

# b251_9: Type of child 9 (W2)				
Value	Label	Cases	Percentage	
1	biological child with current partner/spouse	1	<div></div>	50.0%
2	biological child with former partner/spouse	1	<div></div>	50.0%
3	stepchild	0		
4	adopted child	0		
5	foster child	0		
6	unknown, missing in original dataset	0		
1501	biological or adopted child, adopted by partner	0		
7	does not know	0		
8	refusal	0		
9	no response/not applicable	0		
Sysmiss		3147		
Warning: these figures indicate the number of cases found in the data file. They cannot be interpreted as summary statistics of the population of interest.				
# b251_11: Type of child 11 (W2)				
Information	[Type= discrete] [Format=numeric] [Range= 1-1501] [Missing=*/7/8/9]			
Statistics [NW/ W]	[Valid=3 /-] [Invalid=3146 /-]			
Definition	FRA, one additional value: "1501-biological or adopted child, adopted by partner".			
Notes	Consolidated variable Created using bhg3 b213 b215 b229 (i.e., household grid and questions Q 211, Q 213, Q 226).			
Value	Label	Cases	Percentage	
1	biological child with current partner/spouse	1	<div></div>	33.3%
2	biological child with former partner/spouse	1	<div></div>	33.3%
3	stepchild	1	<div></div>	33.3%
4	adopted child	0		
5	foster child	0		
6	unknown, missing in original dataset	0		
1501	biological or adopted child, adopted by partner	0		
7	does not know	0		
8	refusal	0		
9	no response/not applicable	0		
Sysmiss		3146		
Warning: these figures indicate the number of cases found in the data file. They cannot be interpreted as summary statistics of the population of interest.				
# b251_12: Type of child 12 (W2)				
Information	[Type= discrete] [Format=numeric] [Range= 1-1501] [Missing=*/7/8/9]			
Statistics [NW/ W]	[Valid=6 /-] [Invalid=3143 /-]			
Definition	FRA, one additional value: "1501-biological or adopted child, adopted by partner".			
Notes	Consolidated variable Created using bhg3 b213 b215 b229 (i.e., household grid and questions Q 211, Q 213, Q 226).			
Value	Label	Cases	Percentage	
1	biological child with current partner/spouse	1	<div></div>	16.7%
2	biological child with former partner/spouse	1	<div></div>	16.7%
3	stepchild	4	<div></div>	66.7%
4	adopted child	0		
5	foster child	0		

# b251_12: Type of child 12 (W2)			
Value	Label	Cases	Percentage
6	unknown, missing in original dataset	0	
1501	biological or adopted child, adopted by partner	0	
7	does not know	0	
8	refusal	0	
9	no response/not applicable	0	
Sysmiss		3143	
<i>Warning: these figures indicate the number of cases found in the data file. They cannot be interpreted as summary statistics of the population of interest.</i>			
# b251_13: Type of child 13			
Information	[Type= discrete] [Format=numeric] [Range= 1-1501] [Missing=*/7/8/9]		
Statistics [NW/ W]	[Valid=3 /-] [Invalid=3146 /-]		
Definition	FRA, one additional value: "1501-biological or adopted child, adopted by partner".		
Notes	Consolidated variable Created using bhg3 b213 b215 b229 (i.e., household grid and questions Q 211, Q 213, Q 226).		
Value	Label	Cases	Percentage
1	biological child with current partner/spouse	0	
2	biological child with former partner/spouse	0	
3	stepchild	3	100.0%
4	adopted child	0	
5	foster child	0	
6	unknown, missing in original dataset	0	
1501	biological or adopted child, adopted by partner	0	
7	does not know	0	
8	refusal	0	
9	no response/not applicable	0	
Sysmiss		3146	
<i>Warning: these figures indicate the number of cases found in the data file. They cannot be interpreted as summary statistics of the population of interest.</i>			
# b251_14: Type of child 14			
Information	[Type= discrete] [Format=numeric] [Range= 1-1501] [Missing=*/7/8/9]		
Statistics [NW/ W]	[Valid=1 /-] [Invalid=3148 /-]		
Definition	FRA, one additional value: "1501-biological or adopted child, adopted by partner".		
Notes	Consolidated variable Created using bhg3 b213 b215 b229 (i.e., household grid and questions Q 211, Q 213, Q 226).		
Value	Label	Cases	Percentage
1	biological child with current partner/spouse	0	
2	biological child with former partner/spouse	0	
3	stepchild	1	100.0%
4	adopted child	0	
5	foster child	0	
6	unknown, missing in original dataset	0	
1501	biological or adopted child, adopted by partner	0	
7	does not know	0	
8	refusal	0	
9	no response/not applicable	0	
Sysmiss		3148	

# b251_14: Type of child 14			
Warning: these figures indicate the number of cases found in the data file. They cannot be interpreted as summary statistics of the population of interest.			
# b252_1: Sex of child 1 (W2)			
Information	[Type= discrete] [Format=numeric] [Range= 1-6] [Missing=*/7/8/9]		
Statistics [NW/ W]	[Valid=2321 /-] [Invalid=828 /-]		
Notes	Consolidated variable Created using bhg4 b212 b229 (i.e., household grid and questions Q 210, Q 226).		
Value	Label	Cases	Percentage
1	male	1228	<div></div> 52.9%
2	female	1093	<div></div> 47.1%
7	does not know	0	
8	refusal	0	
9	no response/not applicable	816	
Sysmiss		12	
Warning: these figures indicate the number of cases found in the data file. They cannot be interpreted as summary statistics of the population of interest.			
# b252_2: Sex of child 2 (W2)			
Information	[Type= discrete] [Format=numeric] [Range= 1-2] [Missing=*/7/8/9]		
Statistics [NW/ W]	[Valid=1649 /-] [Invalid=1500 /-]		
Notes	Consolidated variable Created using bhg4 b212 b229 (i.e., household grid and questions Q 210, Q 226).		
Value	Label	Cases	Percentage
1	male	849	<div></div> 51.5%
2	female	800	<div></div> 48.5%
7	does not know	0	
8	refusal	0	
9	no response/not applicable	1489	
Sysmiss		11	
Warning: these figures indicate the number of cases found in the data file. They cannot be interpreted as summary statistics of the population of interest.			
# b252_3: Sex of child 3 (W2)			
Information	[Type= discrete] [Format=numeric] [Range= 1-2] [Missing=*/7/8/9]		
Statistics [NW/ W]	[Valid=419 /-] [Invalid=2730 /-]		
Notes	Consolidated variable Created using bhg4 b212 b229 (i.e., household grid and questions Q 210, Q 226).		
Value	Label	Cases	Percentage
1	male	222	<div></div> 53.0%
2	female	197	<div></div> 47.0%
7	does not know	0	
8	refusal	0	
9	no response/not applicable	2721	
Sysmiss		9	
Warning: these figures indicate the number of cases found in the data file. They cannot be interpreted as summary statistics of the population of interest.			
# b252_4: Sex of child 4 (W2)			
Information	[Type= discrete] [Format=numeric] [Range= 1-2] [Missing=*/7/8/9]		
Statistics [NW/ W]	[Valid=99 /-] [Invalid=3050 /-]		
Notes	Consolidated variable		



# b252_4: Sex of child 4 (W2)			
		Created using bhg4 b212 b229 (i.e., household grid and questions Q 210, Q 226).	
Value	Label	Cases	Percentage
1	male	59	<div><div></div></div> 59.6%
2	female	40	<div><div></div></div> 40.4%
7	does not know	0	
8	refusal	0	
9	no response/not applicable	3046	
Sysmiss		4	
<i>Warning: these figures indicate the number of cases found in the data file. They cannot be interpreted as summary statistics of the population of interest.</i>			
# b252_5: Sex of child 5 (W2)			
<b>Information</b>		[Type= discrete] [Format=numeric] [Range= 1-2] [Missing=*/7/8/9]	
<b>Statistics [NW/ W]</b>		[Valid=23 /-] [Invalid=3126 /-]	
<b>Notes</b>		Consolidated variable Created using bhg4 b212 b229 (i.e., household grid and questions Q 210, Q 226).	
Value	Label	Cases	Percentage
1	male	12	<div><div></div></div> 52.2%
2	female	11	<div><div></div></div> 47.8%
7	does not know	0	
8	refusal	0	
9	no response/not applicable	3125	
Sysmiss		1	
<i>Warning: these figures indicate the number of cases found in the data file. They cannot be interpreted as summary statistics of the population of interest.</i>			
# b252_6: Sex of child 6 (W2)			
<b>Information</b>		[Type= discrete] [Format=numeric] [Range= 1-2] [Missing=*/7/8/9]	
<b>Statistics [NW/ W]</b>		[Valid=7 /-] [Invalid=3142 /-]	
<b>Notes</b>		Consolidated variable Created using bhg4 b212 b229 (i.e., household grid and questions Q 210, Q 226).	
Value	Label	Cases	Percentage
1	male	3	<div><div></div></div> 42.9%
2	female	4	<div><div></div></div> 57.1%
7	does not know	0	
8	refusal	0	
9	no response/not applicable	3141	
Sysmiss		1	
<i>Warning: these figures indicate the number of cases found in the data file. They cannot be interpreted as summary statistics of the population of interest.</i>			
# b252_7: Sex of child 7 (W2)			
<b>Information</b>		[Type= discrete] [Format=numeric] [Range= 1-2] [Missing=*/7/8/9]	
<b>Statistics [NW/ W]</b>		[Valid=4 /-] [Invalid=3145 /-]	
<b>Notes</b>		Consolidated variable Created using bhg4 b212 b229 (i.e., household grid and questions Q 210, Q 226).	
Value	Label	Cases	Percentage
1	male	2	<div><div></div></div> 50.0%
2	female	2	<div><div></div></div> 50.0%
7	does not know	0	

# b252_7: Sex of child 7 (W2)			
Value	Label	Cases	Percentage
8	refusal	0	
9	no response/not applicable	3145	
Warning: these figures indicate the number of cases found in the data file. They cannot be interpreted as summary statistics of the population of interest.			
# b252_8: Sex of child 8 (W2)			
Information	[Type= discrete] [Format=numeric] [Range= 1-2] [Missing=*/7/8/9]		
Statistics [NW/ W]	[Valid=2 /-] [Invalid=3147 /-]		
Notes	Consolidated variable Created using bhg4 b212 b229 (i.e., household grid and questions Q 210, Q 226).		
Value	Label	Cases	Percentage
1	male	1	50.0%
2	female	1	50.0%
7	does not know	0	
8	refusal	0	
9	no response/not applicable	3147	
Warning: these figures indicate the number of cases found in the data file. They cannot be interpreted as summary statistics of the population of interest.			
# b252_9: Sex of child 9 (W2)			
Information	[Type= discrete] [Format=numeric] [Range= 1-2] [Missing=*/7/8/9]		
Statistics [NW/ W]	[Valid=2 /-] [Invalid=3147 /-]		
Notes	Consolidated variable Created using bhg4 b212 b229 (i.e., household grid and questions Q 210, Q 226).		
Value	Label	Cases	Percentage
1	male	2	100.0%
2	female	0	
7	does not know	0	
8	refusal	0	
9	no response/not applicable	3147	
Warning: these figures indicate the number of cases found in the data file. They cannot be interpreted as summary statistics of the population of interest.			
# b252_10: Sex of child 10 (W2)			
Information	[Type= discrete] [Format=numeric] [Range= 1-2] [Missing=*/7/8/9]		
Statistics [NW/ W]	[Valid=0 /-] [Invalid=3149 /-]		
Notes	Consolidated variable Created using bhg4 b212 b229 (i.e., household grid and questions Q 210, Q 226).		
Value	Label	Cases	Percentage
1	male	0	
2	female	0	
7	does not know	0	
8	refusal	0	
9	no response/not applicable	3149	
Warning: these figures indicate the number of cases found in the data file. They cannot be interpreted as summary statistics of the population of interest.			
# b252_11: Sex of child 11 (W2)			
Information	[Type= discrete] [Format=numeric] [Range= 1-2] [Missing=*/7/8/9]		
Statistics [NW/ W]	[Valid=2 /-] [Invalid=3147 /-]		
Notes	Consolidated variable		

# b252_11: Sex of child 11 (W2)			
		Created using bhg4 b212 b229 (i.e., household grid and questions Q 210, Q 226).	
Value	Label	Cases	Percentage
1	male	1	50.0%
2	female	1	50.0%
7	does not know	0	
8	refusal	0	
9	no response/not applicable	1215	
Sysmiss		1932	
Warning: these figures indicate the number of cases found in the data file. They cannot be interpreted as summary statistics of the population of interest.			
# b252_12: Sex of child 12 (W2)			
Information	[Type= discrete] [Format=numeric] [Range= 1-2] [Missing=*/7/8/9]		
Statistics [NW/ W]	[Valid=2 /-] [Invalid=3147 /-]		
Notes	Consolidated variable Created using bhg4 b212 b229 (i.e., household grid and questions Q 210, Q 226).		
Value	Label	Cases	Percentage
1	male	1	50.0%
2	female	1	50.0%
7	does not know	0	
8	refusal	0	
9	no response/not applicable	632	
Sysmiss		2515	
Warning: these figures indicate the number of cases found in the data file. They cannot be interpreted as summary statistics of the population of interest.			
# b252_13: Sex of child 13			
Information	[Type= discrete] [Format=numeric] [Range= 1-2] [Missing=*/7/8/9]		
Statistics [NW/ W]	[Valid=0 /-] [Invalid=3149 /-]		
Notes	Consolidated variable Created using bhg4 b212 b229 (i.e., household grid and questions Q 210, Q 226).		
Value	Label	Cases	Percentage
1	male	0	
2	female	0	
7	does not know	0	
8	refusal	0	
9	no response/not applicable	107	
Sysmiss		3042	
Warning: these figures indicate the number of cases found in the data file. They cannot be interpreted as summary statistics of the population of interest.			
# b252_14: Sex of child 14			
Information	[Type= discrete] [Format=numeric] [Range= 1-2] [Missing=*/7/8/9]		
Statistics [NW/ W]	[Valid=0 /-] [Invalid=3149 /-]		
Notes	Consolidated variable Created using bhg4 b212 b229 (i.e., household grid and questions Q 210, Q 226).		
Value	Label	Cases	Percentage
1	male	0	
2	female	0	
7	does not know	0	

# b252_14: Sex of child 14			
Value	Label	Cases	Percentage
8	refusal	0	
9	no response/not applicable	23	
Sysmiss		3126	
Warning: these figures indicate the number of cases found in the data file. They cannot be interpreted as summary statistics of the population of interest.			
# b252_15: Sex of child 15			
Information	[Type= discrete] [Format=numeric] [Range= 1-2] [Missing=*/7/8/9]		
Statistics [NW/ W]	[Valid=0 /-] [Invalid=3149 /-]		
Notes	Consolidated variable Created using bhg4 b212 b229 (i.e., household grid and questions Q 210, Q 226).		
Value	Label	Cases	Percentage
1	male	0	
2	female	0	
7	does not know	0	
8	refusal	0	
9	no response/not applicable	5	
Sysmiss		3144	
Warning: these figures indicate the number of cases found in the data file. They cannot be interpreted as summary statistics of the population of interest.			
# b252_16: Sex of child 16			
Information	[Type= discrete] [Format=numeric] [Range= 1-2] [Missing=*/7/8/9]		
Statistics [NW/ W]	[Valid=0 /-] [Invalid=3149 /-]		
Notes	Consolidated variable Created using bhg4 b212 b229 (i.e., household grid and questions Q 210, Q 226).		
Value	Label	Cases	Percentage
1	male	0	
2	female	0	
7	does not know	0	
8	refusal	0	
9	no response/not applicable	3	
Sysmiss		3146	
Warning: these figures indicate the number of cases found in the data file. They cannot be interpreted as summary statistics of the population of interest.			
# b252_17: Sex of child 17			
Information	[Type= discrete] [Format=numeric] [Range= 1-2] [Missing=*/7/8/9]		
Statistics [NW/ W]	[Valid=0 /-] [Invalid=3149 /-]		
Notes	Consolidated variable Created using bhg4 b212 b229 (i.e., household grid and questions Q 210, Q 226).		
Value	Label	Cases	Percentage
1	male	0	
2	female	0	
7	does not know	0	
8	refusal	0	
9	no response/not applicable	2	
Sysmiss		3147	
Warning: these figures indicate the number of cases found in the data file. They cannot be interpreted as summary statistics of the population of interest.			

# b252_18: Sex of child 18			
Information	[Type= discrete] [Format=numeric] [Range= 1-2] [Missing=*/7/8/9]		
Statistics [NW/ W]	[Valid=0 /-] [Invalid=3149 /-]		
Notes	Consolidated variable Created using bhg4 b212 b229 (i.e., household grid and questions Q 210, Q 226).		
Value	Label	Cases	Percentage
1	male	0	
2	female	0	
7	does not know	0	
8	refusal	0	
9	no response/not applicable	1	
Sysmiss		3148	
Warning: these figures indicate the number of cases found in the data file. They cannot be interpreted as summary statistics of the population of interest.			
# b252_19: Sex of child 19			
Information	[Type= discrete] [Format=numeric] [Range= 1-2] [Missing=*/7/8/9]		
Statistics [NW/ W]	[Valid=0 /-] [Invalid=3149 /-]		
Notes	Consolidated variable Created using bhg4 b212 b229 (i.e., household grid and questions Q 210, Q 226).		
Value	Label	Cases	Percentage
1	male	0	
2	female	0	
7	does not know	0	
8	refusal	0	
9	no response/not applicable	1	
Sysmiss		3148	
Warning: these figures indicate the number of cases found in the data file. They cannot be interpreted as summary statistics of the population of interest.			
# b253m_1: Month of birth of child 1 (W2)			
Information	[Type= discrete] [Format=numeric] [Range= 1-2401] [Missing=*/97/98/99]		
Statistics [NW/ W]	[Valid=2295 /-] [Invalid=854 /-]		
Definition	FRA, one additional value: "1501-winter".		
Notes	Consolidated variable Created using bhg6m b216m b230m (i.e., household grid and questions Q 214.b, Q 227).		
Value	Label	Cases	Percentage
1	January	168	7.3%
2	February	178	7.8%
3	March	243	10.6%
4	April	209	9.1%
5	May	214	9.3%
6	June	207	9.0%
7	July	178	7.8%
8	August	176	7.7%
9	September	161	7.0%
10	October	170	7.4%
11	November	150	6.5%
12	December	191	8.3%
21	winter months at the beginning of the year (January, February)	8	0.3%

# b253m_1: Month of birth of child 1 (W2)			
Value	Label	Cases	Percentage
22	spring	13	<div><div></div></div> 0.6%
23	summer	13	<div><div></div></div> 0.6%
24	autumn	16	<div><div></div></div> 0.7%
25	winter at the end of the year (December)	0	
1501	winter	0	
97	does not know	0	
98	refusal	0	
99	no response/not applicable	38	
Sysmiss		816	
Warning: these figures indicate the number of cases found in the data file. They cannot be interpreted as summary statistics of the population of interest.			
# b253m_2: Month of birth of child 2 (W2)			
Information	[Type= discrete] [Format=numeric] [Range= 1-2401] [Missing=*/97/98/99]		
Statistics [NW/ W]	[Valid=1633 /-] [Invalid=1516 /-]		
Definition	FRA, one additional value: "1501-winter".		
Notes	Consolidated variable Created using bhg6m b216m b230m (i.e., household grid and questions Q 214.b, Q 227).		
Value	Label	Cases	Percentage
1	January	101	<div><div></div></div> 6.2%
2	February	133	<div><div></div></div> 8.1%
3	March	159	<div><div></div></div> 9.7%
4	April	142	<div><div></div></div> 8.7%
5	May	153	<div><div></div></div> 9.4%
6	June	166	<div><div></div></div> 10.2%
7	July	126	<div><div></div></div> 7.7%
8	August	153	<div><div></div></div> 9.4%
9	September	123	<div><div></div></div> 7.5%
10	October	125	<div><div></div></div> 7.7%
11	November	107	<div><div></div></div> 6.6%
12	December	116	<div><div></div></div> 7.1%
21	winter months at the beginning of the year (January, February)	4	<div><div></div></div> 0.2%
22	spring	11	<div><div></div></div> 0.7%
23	summer	8	<div><div></div></div> 0.5%
24	autumn	6	<div><div></div></div> 0.4%
25	winter at the end of the year (December)	0	
1501	winter	0	
97	does not know	0	
98	refusal	0	
99	no response/not applicable	27	
Sysmiss		1489	
Warning: these figures indicate the number of cases found in the data file. They cannot be interpreted as summary statistics of the population of interest.			
# b253m_3: Month of birth of child 3 (W2)			
Information	[Type= discrete] [Format=numeric] [Range= 1-2401] [Missing=*/97/98/99]		
Statistics [NW/ W]	[Valid=416 /-] [Invalid=2733 /-]		
Definition	FRA, one additional value: "1501-winter".		

### # b253m\_3: Month of birth of child 3 (W2)

<b>Notes</b>	Consolidated variable Created using bhg6m b216m b230m (i.e., household grid and questions Q 214.b, Q 227).
--------------	---

Value	Label	Cases	Percentage
1	January	22	5.3%
2	February	29	7.0%
3	March	51	12.3%
4	April	45	10.8%
5	May	39	9.4%
6	June	28	6.7%
7	July	39	9.4%
8	August	38	9.1%
9	September	34	8.2%
10	October	35	8.4%
11	November	20	4.8%
12	December	29	7.0%
21	winter months at the beginning of the year (January, February)	2	0.5%
22	spring	1	0.2%
23	summer	3	0.7%
24	autumn	1	0.2%
25	winter at the end of the year (December)	0	
1501	winter	0	
97	does not know	0	
98	refusal	0	
99	no response/not applicable	12	
Sysmiss		2721	

Warning: these figures indicate the number of cases found in the data file. They cannot be interpreted as summary statistics of the population of interest.

### # b253m\_4: Month of birth of child 4 (W2)

<b>Information</b>	[Type= discrete] [Format=numeric] [Range= 1-2401] [Missing=*/97/98/99]
<b>Statistics [NW/ W]</b>	[Valid=96 /-] [Invalid=3053 /-]
<b>Definition</b>	FRA, one additional value: "1501-winter".
<b>Notes</b>	Consolidated variable Created using bhg6m b216m b230m (i.e., household grid and questions Q 214.b, Q 227).

Value	Label	Cases	Percentage
1	January	13	13.5%
2	February	8	8.3%
3	March	7	7.3%
4	April	8	8.3%
5	May	14	14.6%
6	June	3	3.1%
7	July	11	11.5%
8	August	9	9.4%
9	September	4	4.2%
10	October	6	6.2%
11	November	4	4.2%
12	December	7	7.3%

# b253m_4: Month of birth of child 4 (W2)			
Value	Label	Cases	Percentage
21	winter months at the beginning of the year (January, February)	0	
22	spring	0	
23	summer	1	<div><div></div></div> 1.0%
24	autumn	1	<div><div></div></div> 1.0%
25	winter at the end of the year (December)	0	
1501	winter	0	
97	does not know	0	
98	refusal	0	
99	no response/not applicable	7	
Sysmiss		3046	
Warning: these figures indicate the number of cases found in the data file. They cannot be interpreted as summary statistics of the population of interest.			
# b253m_5: Month of birth of child 5 (W2)			
Information	[Type= discrete] [Format=numeric] [Range= 1-2401] [Missing=*/97/98/99]		
Statistics [NW/ W]	[Valid=22 /-] [Invalid=3127 /-]		
Definition	FRA, one additional value: "1501-winter".		
Notes	Consolidated variable Created using bhg6m b216m b230m (i.e., household grid and questions Q 214.b, Q 227).		
Value	Label	Cases	Percentage
1	January	1	<div><div></div></div> 4.5%
2	February	1	<div><div></div></div> 4.5%
3	March	1	<div><div></div></div> 4.5%
4	April	6	<div><div></div></div> 27.3%
5	May	2	<div><div></div></div> 9.1%
6	June	0	
7	July	1	<div><div></div></div> 4.5%
8	August	0	
9	September	2	<div><div></div></div> 9.1%
10	October	3	<div><div></div></div> 13.6%
11	November	1	<div><div></div></div> 4.5%
12	December	2	<div><div></div></div> 9.1%
21	winter months at the beginning of the year (January, February)	1	<div><div></div></div> 4.5%
22	spring	0	
23	summer	1	<div><div></div></div> 4.5%
24	autumn	0	
25	winter at the end of the year (December)	0	
1501	winter	0	
97	does not know	0	
98	refusal	0	
99	no response/not applicable	2	
Sysmiss		3125	
Warning: these figures indicate the number of cases found in the data file. They cannot be interpreted as summary statistics of the population of interest.			
# b253m_6: Month of birth of child 6 (W2)			
Information	[Type= discrete] [Format=numeric] [Range= 1-2401] [Missing=*/97/98/99]		
Statistics [NW/ W]	[Valid=8 /-] [Invalid=3141 /-]		



# b253m_6: Month of birth of child 6 (W2)			
<b>Definition</b>		FRA, one additional value: "1501-winter".	
<b>Notes</b>		Consolidated variable Created using bhg6m b216m b230m (i.e., household grid and questions Q 214.b, Q 227).	
Value	Label	Cases	Percentage
1	January	0	
2	February	2	25.0%
3	March	0	
4	April	0	
5	May	1	12.5%
6	June	0	
7	July	2	25.0%
8	August	1	12.5%
9	September	1	12.5%
10	October	1	12.5%
11	November	0	
12	December	0	
21	winter months at the beginning of the year (January, February)	0	
22	spring	0	
23	summer	0	
24	autumn	0	
25	winter at the end of the year (December)	0	
1501	winter	0	
97	does not know	0	
98	refusal	0	
99	no response/not applicable	0	
Sysmiss		3141	
Warning: these figures indicate the number of cases found in the data file. They cannot be interpreted as summary statistics of the population of interest.			
# b253m_7: Month of birth of child 7 (W2)			
<b>Information</b>		[Type= discrete] [Format=numeric] [Range= 1-2401] [Missing=*/97/98/99]	
<b>Statistics [NW/ W]</b>		[Valid=4 /-] [Invalid=3145 /-]	
<b>Definition</b>		FRA, one additional value: "1501-winter".	
<b>Notes</b>		Consolidated variable Created using bhg6m b216m b230m (i.e., household grid and questions Q 214.b, Q 227).	
Value	Label	Cases	Percentage
1	January	0	
2	February	0	
3	March	0	
4	April	1	25.0%
5	May	0	
6	June	1	25.0%
7	July	0	
8	August	0	
9	September	0	
10	October	0	
11	November	0	

# b253m_7: Month of birth of child 7 (W2)			
Value	Label	Cases	Percentage
12	December	1	25.0%
21	winter months at the beginning of the year (January, February)	0	
22	spring	0	
23	summer	1	25.0%
24	autumn	0	
25	winter at the end of the year (December)	0	
1501	winter	0	
97	does not know	0	
98	refusal	0	
99	no response/not applicable	0	
Sysmiss		3145	
Warning: these figures indicate the number of cases found in the data file. They cannot be interpreted as summary statistics of the population of interest.			
# b253m_8: Month of birth of child 8 (W2)			
Information	[Type= discrete] [Format=numeric] [Range= 1-2401] [Missing=*/97/98/99]		
Statistics [NW/ W]	[Valid=2 /-] [Invalid=3147 /-]		
Definition	FRA, one additional value: "1501-winter".		
Notes	Consolidated variable Created using bhg6m b216m b230m (i.e., household grid and questions Q 214.b, Q 227).		
Value	Label	Cases	Percentage
1	January	0	
2	February	0	
3	March	1	50.0%
4	April	0	
5	May	0	
6	June	0	
7	July	0	
8	August	0	
9	September	0	
10	October	0	
11	November	0	
12	December	0	
21	winter months at the beginning of the year (January, February)	0	
22	spring	0	
23	summer	0	
24	autumn	1	50.0%
25	winter at the end of the year (December)	0	
1501	winter	0	
97	does not know	0	
98	refusal	0	
99	no response/not applicable	0	
Sysmiss		3147	
Warning: these figures indicate the number of cases found in the data file. They cannot be interpreted as summary statistics of the population of interest.			
# b253m_9: Month of birth of child 9 (W2)			
Information	[Type= discrete] [Format=numeric] [Range= 1-2401] [Missing=*/97/98/99]		

# b253m_9: Month of birth of child 9 (W2)			
<b>Statistics [NW/ W]</b>		[Valid=2 /-] [Invalid=3147 /-]	
<b>Definition</b>		FRA, one additional value: "1501-winter".	
<b>Notes</b>		Consolidated variable Created using bhg6m b216m b230m (i.e., household grid and questions Q 214.b, Q 227).	
Value	Label	Cases	Percentage
1	January	0	
2	February	0	
3	March	1	50.0%
4	April	0	
5	May	0	
6	June	0	
7	July	0	
8	August	0	
9	September	0	
10	October	0	
11	November	0	
12	December	0	
21	winter months at the beginning of the year (January, February)	0	
22	spring	0	
23	summer	0	
24	autumn	1	50.0%
25	winter at the end of the year (December)	0	
1501	winter	0	
97	does not know	0	
98	refusal	0	
99	no response/not applicable	0	
Sysmiss		3147	
Warning: these figures indicate the number of cases found in the data file. They cannot be interpreted as summary statistics of the population of interest.			
# b253m_11: Month of birth of child 11 (W2)			
<b>Information</b>		[Type= discrete] [Format=numeric] [Range= 1-2401] [Missing=*/97/98/99]	
<b>Statistics [NW/ W]</b>		[Valid=1 /-] [Invalid=3148 /-]	
<b>Definition</b>		FRA, one additional value: "1501-winter".	
<b>Notes</b>		Consolidated variable Created using bhg6m b216m b230m (i.e., household grid and questions Q 214.b, Q 227).	
Value	Label	Cases	Percentage
1	January	0	
2	February	0	
3	March	0	
4	April	0	
5	May	1	100.0%
6	June	0	
7	July	0	
8	August	0	
9	September	0	
10	October	0	

# b253m_11: Month of birth of child 11 (W2)				
Value	Label	Cases	Percentage	
11	November	0		
12	December	0		
21	winter months at the beginning of the year (January, February)	0		
22	spring	0		
23	summer	0		
24	autumn	0		
25	winter at the end of the year (December)	0		
1501	winter	0		
97	does not know	0		
98	refusal	0		
99	no response/not applicable	2		
Sysmiss		3146		
Warning: these figures indicate the number of cases found in the data file. They cannot be interpreted as summary statistics of the population of interest.				
# b253m_12: Month of birth of child 12 (W2)				
Information	[Type= discrete] [Format=numeric] [Range= 1-2401] [Missing=*/97/98/99]			
Statistics [NW/ W]	[Valid=2 /-] [Invalid=3147 /-]			
Definition	FRA, one additional value: "1501-winter".			
Notes	Consolidated variable Created using bhg6m b216m b230m (i.e., household grid and questions Q 214.b, Q 227).			
Value	Label	Cases	Percentage	
1	January	0		
2	February	0		
3	March	0		
4	April	0		
5	May	1		50.0%
6	June	0		
7	July	0		
8	August	0		
9	September	0		
10	October	0		
11	November	0		
12	December	1		50.0%
21	winter months at the beginning of the year (January, February)	0		
22	spring	0		
23	summer	0		
24	autumn	0		
25	winter at the end of the year (December)	0		
1501	winter	0		
97	does not know	0		
98	refusal	0		
99	no response/not applicable	4		
Sysmiss		3143		
Warning: these figures indicate the number of cases found in the data file. They cannot be interpreted as summary statistics of the population of interest.				

# b253m_13: Month of birth of child 13			
Information	[Type= continuous] [Format=numeric] [Range= 1-2401] [Missing=*/97/98/99]		
Statistics [NW/ W]	[Valid=0 /-] [Invalid=3149 /-]		
Definition	FRA, one additional value: "1501-winter".		
Notes	Consolidated variable Created using bhg6m b216m b230m (i.e., household grid and questions Q 214.b, Q 227).		
Value	Label	Cases	Percentage
1	January	0	
2	February	0	
3	March	0	
4	April	0	
5	May	0	
6	June	0	
7	July	0	
8	August	0	
9	September	0	
10	October	0	
11	November	0	
12	December	0	
21	winter months at the beginning of the year (January, February)	0	
22	spring	0	
23	summer	0	
24	autumn	0	
25	winter at the end of the year (December)	0	
1501	winter	0	
97	does not know	0	
98	refusal	0	
99	no response/not applicable	3	
Warning: these figures indicate the number of cases found in the data file. They cannot be interpreted as summary statistics of the population of interest.			
# b253m_14: Month of birth of child 14			
Information	[Type= continuous] [Format=numeric] [Range= 1-2401] [Missing=*/97/98/99]		
Statistics [NW/ W]	[Valid=0 /-] [Invalid=3149 /-]		
Definition	FRA, one additional value: "1501-winter".		
Notes	Consolidated variable Created using bhg6m b216m b230m (i.e., household grid and questions Q 214.b, Q 227).		
Value	Label	Cases	Percentage
1	January	0	
2	February	0	
3	March	0	
4	April	0	
5	May	0	
6	June	0	
7	July	0	
8	August	0	
9	September	0	
10	October	0	

# b253m_14: Month of birth of child 14			
Value	Label	Cases	Percentage
11	November	0	
12	December	0	
21	winter months at the beginning of the year (January, February)	0	
22	spring	0	
23	summer	0	
24	autumn	0	
25	winter at the end of the year (December)	0	
1501	winter	0	
97	does not know	0	
98	refusal	0	
99	no response/not applicable	1	
Warning: these figures indicate the number of cases found in the data file. They cannot be interpreted as summary statistics of the population of interest.			
# b253y_1: Year of birth of child 1 (W2)			
Information	[Type= discrete] [Format=numeric] [Range= 1900-2401] [Missing=*/9997/9998/9999]		
Statistics [NW/ W]	[Valid=2318 /-] [Invalid=831 /-]		
Notes	Consolidated variable Created using bhg6y b216y b230y (i.e., household grid and questions Q 214.b, Q 227).		
Value	Label	Cases	Percentage
1941		1	0.0%
1945		1	0.0%
1947		2	0.1%
1949		4	0.2%
1950		4	0.2%
1951		10	0.4%
1952		18	0.8%
1953		18	0.8%
1954		24	1.0%
1955		27	1.2%
1956		36	1.6%
1957		32	1.4%
1958		25	1.1%
1959		29	1.3%
1960		37	1.6%
1961		54	2.3%
1962		49	2.1%
1963		51	2.2%
1964		53	2.3%
1965		49	2.1%
1966		48	2.1%
1967		33	1.4%
1968		51	2.2%
1969		47	2.0%
1970		51	2.2%
1971		39	1.7%

# b253y_1: Year of birth of child 1 (W2)			
Value	Label	Cases	Percentage
1972		65	2.8%
1973		48	2.1%
1974		38	1.6%
1975		62	2.7%
1976		51	2.2%
1977		53	2.3%
1978		59	2.5%
1979		44	1.9%
1980		55	2.4%
1981		31	1.3%
1982		54	2.3%
1983		42	1.8%
1984		47	2.0%
1985		51	2.2%
1986		36	1.6%
1987		39	1.7%
1988		47	2.0%
1989		46	2.0%
1990		68	2.9%
1991		51	2.2%
1992		53	2.3%
1993		39	1.7%
1994		37	1.6%
1995		42	1.8%
1996		24	1.0%
1997		31	1.3%
1998		37	1.6%
1999		28	1.2%
2000		38	1.6%
2001		32	1.4%
2002		21	0.9%
2003		31	1.3%
2004		34	1.5%
2005		33	1.4%
2006		21	0.9%
2007		28	1.2%
2008		9	0.4%
9997	does not know	0	
9998	refusal	0	
9999	no response/not applicable	15	
Sysmiss		816	
Warning: these figures indicate the number of cases found in the data file. They cannot be interpreted as summary statistics of the population of interest.			
# b253y_2: Year of birth of child 2 (W2)			
Information	[Type= discrete] [Format=numeric] [Range= 1903-2401] [Missing=*/9997/9998/9999]		
Statistics [NW/ W]	[Valid=1654 /-] [Invalid=1495 /-]		

## # b253y\_2: Year of birth of child 2 (W2)

### Notes

Consolidated variable  
Created using bhg6y b216y b230y (i.e., household grid and questions Q 214.b, Q 227).

Value	Label	Cases	Percentage
1947		1	0.1%
1948		1	0.1%
1949		1	0.1%
1950		1	0.1%
1951		2	0.1%
1952		1	0.1%
1953		3	0.2%
1954		3	0.2%
1955		13	0.8%
1956		12	0.7%
1957		20	1.2%
1958		23	1.4%
1959		18	1.1%
1960		21	1.3%
1961		21	1.3%
1962		23	1.4%
1963		29	1.8%
1964		31	1.9%
1965		36	2.2%
1966		32	1.9%
1967		32	1.9%
1968		20	1.2%
1969		34	2.1%
1970		47	2.8%
1971		35	2.1%
1972		41	2.5%
1973		45	2.7%
1974		46	2.8%
1975		56	3.4%
1976		34	2.1%
1977		38	2.3%
1978		43	2.6%
1979		48	2.9%
1980		39	2.4%
1981		39	2.4%
1982		32	1.9%
1983		45	2.7%
1984		26	1.6%
1985		27	1.6%
1986		31	1.9%
1987		40	2.4%
1988		34	2.1%
1989		30	1.8%



# b253y_2: Year of birth of child 2 (W2)			
Value	Label	Cases	Percentage
1990		32	1.9%
1991		30	1.8%
1992		37	2.2%
1993		30	1.8%
1994		33	2.0%
1995		33	2.0%
1996		26	1.6%
1997		25	1.5%
1998		19	1.1%
1999		27	1.6%
2000		28	1.7%
2001		31	1.9%
2002		29	1.8%
2003		25	1.5%
2004		22	1.3%
2005		26	1.6%
2006		20	1.2%
2007		25	1.5%
2008		2	0.1%
9997	does not know	0	
9998	refusal	0	
9999	no response/not applicable	6	
Sysmiss		1489	
Warning: these figures indicate the number of cases found in the data file. They cannot be interpreted as summary statistics of the population of interest.			
# b253y_3: Year of birth of child 3 (W2)			
Information	[Type= discrete] [Format=numeric] [Range= 1947-2401] [Missing=*/9997/9998/9999]		
Statistics [NW/ W]	[Valid=426 /-] [Invalid=2723 /-]		
Notes	Consolidated variable Created using bhg6y b216y b230y (i.e., household grid and questions Q 214.b, Q 227).		
Value	Label	Cases	Percentage
1952		2	0.5%
1953		1	0.2%
1955		2	0.5%
1956		3	0.7%
1957		4	0.9%
1958		2	0.5%
1959		7	1.6%
1960		5	1.2%
1961		5	1.2%
1962		6	1.4%
1963		5	1.2%
1964		6	1.4%
1965		13	3.1%
1966		11	2.6%

## # b253y\_3: Year of birth of child 3 (W2)

Value	Label	Cases	Percentage
1967		10	2.3%
1968		7	1.6%
1969		6	1.4%
1970		6	1.4%
1971		5	1.2%
1972		7	1.6%
1973		8	1.9%
1974		11	2.6%
1975		20	4.7%
1976		15	3.5%
1977		14	3.3%
1978		13	3.1%
1979		12	2.8%
1980		12	2.8%
1981		6	1.4%
1982		2	0.5%
1983		10	2.3%
1984		11	2.6%
1985		15	3.5%
1986		7	1.6%
1987		11	2.6%
1988		8	1.9%
1989		9	2.1%
1990		7	1.6%
1991		10	2.3%
1992		3	0.7%
1993		6	1.4%
1994		11	2.6%
1995		4	0.9%
1996		7	1.6%
1997		5	1.2%
1998		5	1.2%
1999		14	3.3%
2000		7	1.6%
2001		11	2.6%
2002		5	1.2%
2003		10	2.3%
2004		8	1.9%
2005		5	1.2%
2006		5	1.2%
2007		6	1.4%
9997	does not know	0	
9998	refusal	0	
9999	no response/not applicable	2	
Sysmiss		2721	

# b253y_3: Year of birth of child 3 (W2)			
Warning: these figures indicate the number of cases found in the data file. They cannot be interpreted as summary statistics of the population of interest.			
# b253y_4: Year of birth of child 4 (W2)			
Information	[Type= discrete] [Format=numeric] [Range= 1950-2401] [Missing=*/9997/9998/9999]		
Statistics [NW/ W]	[Valid=102 /-] [Invalid=3047 /-]		
Notes	Consolidated variable Created using bhg6y b216y b230y (i.e., household grid and questions Q 214.b, Q 227).		
Value	Label	Cases	Percentage
1953		1	<div></div> 1.0%
1957		1	<div></div> 1.0%
1961		3	<div></div> 2.9%
1964		2	<div></div> 2.0%
1965		3	<div></div> 2.9%
1966		4	<div></div> 3.9%
1968		1	<div></div> 1.0%
1969		5	<div></div> 4.9%
1970		1	<div></div> 1.0%
1971		3	<div></div> 2.9%
1972		1	<div></div> 1.0%
1973		1	<div></div> 1.0%
1974		1	<div></div> 1.0%
1975		3	<div></div> 2.9%
1976		4	<div></div> 3.9%
1977		2	<div></div> 2.0%
1978		4	<div></div> 3.9%
1979		3	<div></div> 2.9%
1980		6	<div></div> 5.9%
1981		3	<div></div> 2.9%
1982		2	<div></div> 2.0%
1983		2	<div></div> 2.0%
1984		1	<div></div> 1.0%
1985		1	<div></div> 1.0%
1986		1	<div></div> 1.0%
1987		2	<div></div> 2.0%
1988		3	<div></div> 2.9%
1990		1	<div></div> 1.0%
1991		8	<div></div> 7.8%
1992		1	<div></div> 1.0%
1993		1	<div></div> 1.0%
1994		1	<div></div> 1.0%
1995		1	<div></div> 1.0%
1996		2	<div></div> 2.0%
1998		1	<div></div> 1.0%
1999		5	<div></div> 4.9%
2000		1	<div></div> 1.0%
2001		4	<div></div> 3.9%
2002		3	<div></div> 2.9%

# b253y_4: Year of birth of child 4 (W2)			
Value	Label	Cases	Percentage
2003		3	<div></div> 2.9%
2004		2	<div></div> 2.0%
2005		1	<div></div> 1.0%
2007		1	<div></div> 1.0%
2008		2	<div></div> 2.0%
9997	does not know	0	
9998	refusal	0	
9999	no response/not applicable	1	
Sysmiss		3046	
Warning: these figures indicate the number of cases found in the data file. They cannot be interpreted as summary statistics of the population of interest.			
# b253y_5: Year of birth of child 5 (W2)			
Information	[Type= discrete] [Format=numeric] [Range= 1951-2401] [Missing=*/9997/9998/9999]		
Statistics [NW/ W]	[Valid=24 /-] [Invalid=3125 /-]		
Notes	Consolidated variable Created using bhg6y b216y b230y (i.e., household grid and questions Q 214.b, Q 227).		
Value	Label	Cases	Percentage
1956		1	<div></div> 4.2%
1963		1	<div></div> 4.2%
1964		1	<div></div> 4.2%
1965		1	<div></div> 4.2%
1967		1	<div></div> 4.2%
1975		1	<div></div> 4.2%
1976		2	<div></div> 8.3%
1979		1	<div></div> 4.2%
1980		3	<div></div> 12.5%
1981		3	<div></div> 12.5%
1983		1	<div></div> 4.2%
1993		1	<div></div> 4.2%
1994		2	<div></div> 8.3%
1995		1	<div></div> 4.2%
2000		1	<div></div> 4.2%
2001		2	<div></div> 8.3%
2006		1	<div></div> 4.2%
9997	does not know	0	
9998	refusal	0	
9999	no response/not applicable	0	
Sysmiss		3125	
Warning: these figures indicate the number of cases found in the data file. They cannot be interpreted as summary statistics of the population of interest.			
# b253y_6: Year of birth of child 6 (W2)			
Information	[Type= discrete] [Format=numeric] [Range= 1954-2401] [Missing=*/9997/9998/9999]		
Statistics [NW/ W]	[Valid=8 /-] [Invalid=3141 /-]		
Notes	Consolidated variable Created using bhg6y b216y b230y (i.e., household grid and questions Q 214.b, Q 227).		

# b253y_6: Year of birth of child 6 (W2)				
Value	Label	Cases	Percentage	
1958		1	<div></div>	12.5%
1967		1	<div></div>	12.5%
1968		1	<div></div>	12.5%
1974		1	<div></div>	12.5%
1983		1	<div></div>	12.5%
1996		1	<div></div>	12.5%
1999		1	<div></div>	12.5%
2003		1	<div></div>	12.5%
9997	does not know	0		
9998	refusal	0		
9999	no response/not applicable	0		
Sysmiss		3141		
Warning: these figures indicate the number of cases found in the data file. They cannot be interpreted as summary statistics of the population of interest.				
# b253y_7: Year of birth of child 7 (W2)				
<b>Information</b>		[Type= discrete] [Format=numeric] [Range= 1956-2401] [Missing=*/9997/9998/9999]		
<b>Statistics [NW/ W]</b>		[Valid=4 /-] [Invalid=3145 /-]		
<b>Notes</b>		Consolidated variable Created using bhg6y b216y b230y (i.e., household grid and questions Q 214.b, Q 227).		
Value	Label	Cases	Percentage	
1961		1	<div></div>	25.0%
1975		1	<div></div>	25.0%
1998		1	<div></div>	25.0%
2005		1	<div></div>	25.0%
9997	does not know	0		
9998	refusal	0		
9999	no response/not applicable	0		
Sysmiss		3145		
Warning: these figures indicate the number of cases found in the data file. They cannot be interpreted as summary statistics of the population of interest.				
# b253y_8: Year of birth of child 8 (W2)				
<b>Information</b>		[Type= discrete] [Format=numeric] [Range= 1958-2401] [Missing=*/9997/9998/9999]		
<b>Statistics [NW/ W]</b>		[Valid=2 /-] [Invalid=3147 /-]		
<b>Notes</b>		Consolidated variable Created using bhg6y b216y b230y (i.e., household grid and questions Q 214.b, Q 227).		
Value	Label	Cases	Percentage	
1976		1	<div></div>	50.0%
2007		1	<div></div>	50.0%
9997	does not know	0		
9998	refusal	0		
9999	no response/not applicable	0		
Sysmiss		3147		
Warning: these figures indicate the number of cases found in the data file. They cannot be interpreted as summary statistics of the population of interest.				
# b253y_9: Year of birth of child 9 (W2)				
<b>Information</b>		[Type= discrete] [Format=numeric] [Range= 1960-2401] [Missing=*/9997/9998/9999]		

# b253y_9: Year of birth of child 9 (W2)			
<b>Statistics [NW/ W]</b>		[Valid=2 /-] [Invalid=3147 /-]	
<b>Notes</b>		Consolidated variable Created using bhg6y b216y b230y (i.e., household grid and questions Q 214.b, Q 227).	
Value	Label	Cases	Percentage
1980		1	50.0%
2007		1	50.0%
9997	does not know	0	
9998	refusal	0	
9999	no response/not applicable	0	
Sysmiss		3147	
<i>Warning: these figures indicate the number of cases found in the data file. They cannot be interpreted as summary statistics of the population of interest.</i>			
# b253y_11: Year of birth of child 11 (W2)			
<b>Information</b>		[Type= discrete] [Format=numeric] [Range= 1976-2401] [Missing=*/9997/9998/9999]	
<b>Statistics [NW/ W]</b>		[Valid=0 /-] [Invalid=3149 /-]	
<b>Notes</b>		Consolidated variable Created using bhg6y b216y b230y (i.e., household grid and questions Q 214.b, Q 227).	
Value	Label	Cases	Percentage
9997	does not know	2	
9998	refusal	0	
9999	no response/not applicable	1	
Sysmiss		3146	
<i>Warning: these figures indicate the number of cases found in the data file. They cannot be interpreted as summary statistics of the population of interest.</i>			
# b253y_12: Year of birth of child 12 (W2)			
<b>Information</b>		[Type= discrete] [Format=numeric] [Range= 1985-2401] [Missing=*/9997/9998/9999]	
<b>Statistics [NW/ W]</b>		[Valid=0 /-] [Invalid=3149 /-]	
<b>Notes</b>		Consolidated variable Created using bhg6y b216y b230y (i.e., household grid and questions Q 214.b, Q 227).	
Value	Label	Cases	Percentage
9997	does not know	2	
9998	refusal	0	
9999	no response/not applicable	4	
Sysmiss		3143	
<i>Warning: these figures indicate the number of cases found in the data file. They cannot be interpreted as summary statistics of the population of interest.</i>			

# b253y_13: Year of birth of child 13			
Information	[Type= continuous] [Format=numeric] [Range= 2401-2401] [Missing=*/9997/9998/9999]		
Statistics [NW/ W]	[Valid=0 /-] [Invalid=3149 /-]		
Notes	Consolidated variable Created using bhg6y b216y b230y (i.e., household grid and questions Q 214.b, Q 227).		
Value	Label	Cases	Percentage
9997	does not know	0	
9998	refusal	0	
9999	no response/not applicable	3	
Warning: these figures indicate the number of cases found in the data file. They cannot be interpreted as summary statistics of the population of interest.			
# b253y_14: Year of birth of child 14			
Information	[Type= continuous] [Format=numeric] [Range= 2401-2401] [Missing=*/9997/9998/9999]		
Statistics [NW/ W]	[Valid=0 /-] [Invalid=3149 /-]		
Notes	Consolidated variable Created using bhg6y b216y b230y (i.e., household grid and questions Q 214.b, Q 227).		
Value	Label	Cases	Percentage
9997	does not know	0	
9998	refusal	0	
9999	no response/not applicable	1	
Warning: these figures indicate the number of cases found in the data file. They cannot be interpreted as summary statistics of the population of interest.			
# b254_1: Dead child 1 mentioned (W2)			
Information	[Type= discrete] [Format=numeric] [Range= 1-2] [Missing=*/7/8/9]		
Statistics [NW/ W]	[Valid=2333 /-] [Invalid=816 /-]		
Notes	Consolidated variable Created using b211b b228b (i.e., questions Q 209.B and Q 225.b).		
Value	Label	Cases	Percentage
1	yes, deceased (mentioned)	85	<div><div></div></div> 3.6%
2	no, not deceased (not mentioned)	2248	<div><div></div></div> 96.4%
7	does not know	0	
8	refusal	0	
9	no response/not applicable	0	
Sysmiss		816	
Warning: these figures indicate the number of cases found in the data file. They cannot be interpreted as summary statistics of the population of interest.			
# b254_2: Dead child 2 mentioned (W2)			
Information	[Type= discrete] [Format=numeric] [Range= 1-2] [Missing=*/7/8/9]		
Statistics [NW/ W]	[Valid=1660 /-] [Invalid=1489 /-]		
Notes	Consolidated variable Created using b211b b228b (i.e., questions Q 209.B and Q 225.b).		
Value	Label	Cases	Percentage
1	yes, deceased (mentioned)	50	<div><div></div></div> 3.0%
2	no, not deceased (not mentioned)	1610	<div><div></div></div> 97.0%
7	does not know	0	
8	refusal	0	
9	no response/not applicable	0	
Sysmiss		1489	

# b254_2: Dead child 2 mentioned (W2)			
Warning: these figures indicate the number of cases found in the data file. They cannot be interpreted as summary statistics of the population of interest.			
# b254_3: Dead child 3 mentioned (W2)			
Information	[Type= discrete] [Format=numeric] [Range= 1-2] [Missing=*/7/8/9]		
Statistics [NW/ W]	[Valid=428 /-] [Invalid=2721 /-]		
Notes	Consolidated variable Created using b211b b228b (i.e., questions Q 209.B and Q 225.b).		
Value	Label	Cases	Percentage
1	yes, deceased (mentioned)	18	<div><div></div>4.2%</div>
2	no, not deceased (not mentioned)	410	<div><div></div>95.8%</div>
7	does not know	0	
8	refusal	0	
9	no response/not applicable	0	
Sysmiss		2721	
Warning: these figures indicate the number of cases found in the data file. They cannot be interpreted as summary statistics of the population of interest.			
# b254_4: Dead child 4 mentioned (W2)			
Information	[Type= discrete] [Format=numeric] [Range= 1-2] [Missing=*/7/8/9]		
Statistics [NW/ W]	[Valid=103 /-] [Invalid=3046 /-]		
Notes	Consolidated variable Created using b211b b228b (i.e., questions Q 209.B and Q 225.b).		
Value	Label	Cases	Percentage
1	yes, deceased (mentioned)	6	<div><div></div>5.8%</div>
2	no, not deceased (not mentioned)	97	<div><div></div>94.2%</div>
7	does not know	0	
8	refusal	0	
9	no response/not applicable	0	
Sysmiss		3046	
Warning: these figures indicate the number of cases found in the data file. They cannot be interpreted as summary statistics of the population of interest.			
# b254_5: Dead child 5 mentioned (W2)			
Information	[Type= discrete] [Format=numeric] [Range= 1-2] [Missing=*/7/8/9]		
Statistics [NW/ W]	[Valid=24 /-] [Invalid=3125 /-]		
Notes	Consolidated variable Created using b211b b228b (i.e., questions Q 209.B and Q 225.b).		
Value	Label	Cases	Percentage
1	yes, deceased (mentioned)	0	
2	no, not deceased (not mentioned)	24	<div><div></div>100.0%</div>
7	does not know	0	
8	refusal	0	
9	no response/not applicable	0	
Sysmiss		3125	
Warning: these figures indicate the number of cases found in the data file. They cannot be interpreted as summary statistics of the population of interest.			
# b254_6: Dead child 6 mentioned (W2)			
Information	[Type= discrete] [Format=numeric] [Range= 1-2] [Missing=*/7/8/9]		
Statistics [NW/ W]	[Valid=8 /-] [Invalid=3141 /-]		
Notes	Consolidated variable		



# b254_6: Dead child 6 mentioned (W2)			
		Created using b211b b228b (i.e., questions Q 209.B and Q 225.b).	
Value	Label	Cases	Percentage
1	yes, deceased (mentioned)	1	<div><div></div></div> 12.5%
2	no, not deceased (not mentioned)	7	<div><div></div></div> 87.5%
7	does not know	0	
8	refusal	0	
9	no response/not applicable	0	
Sysmiss		3141	
Warning: these figures indicate the number of cases found in the data file. They cannot be interpreted as summary statistics of the population of interest.			
# b254_7: Dead child 7 mentioned (W2)			
Information	[Type= discrete] [Format=numeric] [Range= 1-2] [Missing=*/7/8/9]		
Statistics [NW/ W]	[Valid=4 /-] [Invalid=3145 /-]		
Notes	Consolidated variable Created using b211b b228b (i.e., questions Q 209.B and Q 225.b).		
Value	Label	Cases	Percentage
1	yes, deceased (mentioned)	0	
2	no, not deceased (not mentioned)	4	<div><div></div></div> 100.0%
7	does not know	0	
8	refusal	0	
9	no response/not applicable	0	
Sysmiss		3145	
Warning: these figures indicate the number of cases found in the data file. They cannot be interpreted as summary statistics of the population of interest.			
# b254_8: Dead child 8 mentioned (W2)			
Information	[Type= discrete] [Format=numeric] [Range= 1-2] [Missing=*/7/8/9]		
Statistics [NW/ W]	[Valid=2 /-] [Invalid=3147 /-]		
Notes	Consolidated variable Created using b211b b228b (i.e., questions Q 209.B and Q 225.b).		
Value	Label	Cases	Percentage
1	yes, deceased (mentioned)	0	
2	no, not deceased (not mentioned)	2	<div><div></div></div> 100.0%
7	does not know	0	
8	refusal	0	
9	no response/not applicable	0	
Sysmiss		3147	
Warning: these figures indicate the number of cases found in the data file. They cannot be interpreted as summary statistics of the population of interest.			
# b254_9: Dead child 9 mentioned (W2)			
Information	[Type= discrete] [Format=numeric] [Range= 1-2] [Missing=*/7/8/9]		
Statistics [NW/ W]	[Valid=2 /-] [Invalid=3147 /-]		
Notes	Consolidated variable Created using b211b b228b (i.e., questions Q 209.B and Q 225.b).		
Value	Label	Cases	Percentage
1	yes, deceased (mentioned)	0	
2	no, not deceased (not mentioned)	2	<div><div></div></div> 100.0%
7	does not know	0	

# b254_9: Dead child 9 mentioned (W2)			
Value	Label	Cases	Percentage
8	refusal	0	
9	no response/not applicable	0	
Sysmiss		3147	
Warning: these figures indicate the number of cases found in the data file. They cannot be interpreted as summary statistics of the population of interest.			
# b254_11: Dead child 11 mentioned (W2)			
Information	[Type= discrete] [Format=numeric] [Range= 1-2] [Missing=*/7/8/9]		
Statistics [NW/ W]	[Valid=3 /-] [Invalid=3146 /-]		
Notes	Consolidated variable Created using b211b b228b (i.e., questions Q 209.B and Q 225.b).		
Value	Label	Cases	Percentage
1	yes, deceased (mentioned)	1	33.3%
2	no, not deceased (not mentioned)	2	66.7%
7	does not know	0	
8	refusal	0	
9	no response/not applicable	0	
Sysmiss		3146	
Warning: these figures indicate the number of cases found in the data file. They cannot be interpreted as summary statistics of the population of interest.			
# b254_12: Dead child 12 mentioned (W2)			
Information	[Type= discrete] [Format=numeric] [Range= 1-2] [Missing=*/7/8/9]		
Statistics [NW/ W]	[Valid=6 /-] [Invalid=3143 /-]		
Notes	Consolidated variable Created using b211b b228b (i.e., questions Q 209.B and Q 225.b).		
Value	Label	Cases	Percentage
1	yes, deceased (mentioned)	4	66.7%
2	no, not deceased (not mentioned)	2	33.3%
7	does not know	0	
8	refusal	0	
9	no response/not applicable	0	
Sysmiss		3143	
Warning: these figures indicate the number of cases found in the data file. They cannot be interpreted as summary statistics of the population of interest.			
# b254_13: Dead child 13 mentioned			
Information	[Type= discrete] [Format=numeric] [Range= 1-2] [Missing=*/7/8/9]		
Statistics [NW/ W]	[Valid=3 /-] [Invalid=3146 /-]		
Notes	Consolidated variable Created using b211b b228b (i.e., questions Q 209.B and Q 225.b).		
Value	Label	Cases	Percentage
1	yes, deceased (mentioned)	3	100.0%
2	no, not deceased (not mentioned)	0	
7	does not know	0	
8	refusal	0	
9	no response/not applicable	0	
Sysmiss		3146	
Warning: these figures indicate the number of cases found in the data file. They cannot be interpreted as summary statistics of the population of interest.			

# b254_14: Dead child 14 mentioned			
Information	[Type= discrete] [Format=numeric] [Range= 1-2] [Missing=*/7/8/9]		
Statistics [NW/ W]	[Valid=1 -] [Invalid=3148 -]		
Notes	Consolidated variable Created using b211b b228b (i.e., questions Q 209.B and Q 225.b).		
Value	Label	Cases	Percentage
1	yes, deceased (mentioned)	1	<div><div></div></div> 100.0%
2	no, not deceased (not mentioned)	0	
7	does not know	0	
8	refusal	0	
9	no response/not applicable	0	
Sysmiss		3148	
Warning: these figures indicate the number of cases found in the data file. They cannot be interpreted as summary statistics of the population of interest.			
# b255m_1: Month of death child 1 (W2)			
Information	[Type= discrete] [Format=numeric] [Range= 1-2401] [Missing=*/97/98/99]		
Statistics [NW/ W]	[Valid=69 -] [Invalid=3080 -]		
Definition	FRA, one additional item: "1501-winter".		
Notes	Consolidated variable Created using b217m b233m (i.e., questions Q 215 and Q 230).		
Value	Label	Cases	Percentage
1	January	3	<div><div></div></div> 4.3%
2	February	7	<div><div></div></div> 10.1%
3	March	6	<div><div></div></div> 8.7%
4	April	10	<div><div></div></div> 14.5%
5	May	6	<div><div></div></div> 8.7%
6	June	6	<div><div></div></div> 8.7%
7	July	3	<div><div></div></div> 4.3%
8	August	8	<div><div></div></div> 11.6%
9	September	4	<div><div></div></div> 5.8%
10	October	3	<div><div></div></div> 4.3%
11	November	5	<div><div></div></div> 7.2%
12	December	4	<div><div></div></div> 5.8%
21	winter months at the beginning of the year (January, February)	1	<div><div></div></div> 1.4%
22	spring	1	<div><div></div></div> 1.4%
23	summer	0	
24	autumn	2	<div><div></div></div> 2.9%
25	winter at the end of the year (December)	0	
1501	winter	0	
97	does not know	0	
98	refusal	0	
99	no response/not applicable	6	
Sysmiss		3074	
Warning: these figures indicate the number of cases found in the data file. They cannot be interpreted as summary statistics of the population of interest.			
# b255m_2: Month of death child 2 (W2)			
Information	[Type= discrete] [Format=numeric] [Range= 1-2401] [Missing=*/97/98/99]		
Statistics [NW/ W]	[Valid=38 -] [Invalid=3111 -]		

# b255m_2: Month of death child 2 (W2)			
<b>Definition</b>		FRA, one additional item: "1501-winter".	
<b>Notes</b>		Consolidated variable Created using b217m b233m (i.e., questions Q 215 and Q 230).	
Value	Label	Cases	Percentage
1	January	5	<div><div></div></div> 13.2%
2	February	1	<div><div></div></div> 2.6%
3	March	2	<div><div></div></div> 5.3%
4	April	4	<div><div></div></div> 10.5%
5	May	2	<div><div></div></div> 5.3%
6	June	8	<div><div></div></div> 21.1%
7	July	4	<div><div></div></div> 10.5%
8	August	3	<div><div></div></div> 7.9%
9	September	0	
10	October	2	<div><div></div></div> 5.3%
11	November	3	<div><div></div></div> 7.9%
12	December	3	<div><div></div></div> 7.9%
21	winter months at the beginning of the year (January, February)	0	
22	spring	1	<div><div></div></div> 2.6%
23	summer	0	
24	autumn	0	
25	winter at the end of the year (December)	0	
1501	winter	0	
97	does not know	0	
98	refusal	0	
99	no response/not applicable	1	
Sysmiss		3110	
Warning: these figures indicate the number of cases found in the data file. They cannot be interpreted as summary statistics of the population of interest.			
# b255m_3: Month of death child 3 (W2)			
<b>Information</b>		[Type= discrete] [Format=numeric] [Range= 1-2401] [Missing=*/97/98/99]	
<b>Statistics [NW/ W]</b>		[Valid=9 /-] [Invalid=3140 /-]	
<b>Definition</b>		FRA, one additional item: "1501-winter".	
<b>Notes</b>		Consolidated variable Created using b217m b233m (i.e., questions Q 215 and Q 230).	
Value	Label	Cases	Percentage
1	January	1	<div><div></div></div> 11.1%
2	February	0	
3	March	1	<div><div></div></div> 11.1%
4	April	0	
5	May	0	
6	June	3	<div><div></div></div> 33.3%
7	July	0	
8	August	0	
9	September	0	
10	October	0	
11	November	2	<div><div></div></div> 22.2%

# b255m_3: Month of death child 3 (W2)			
Value	Label	Cases	Percentage
12	December	2	22.2%
21	winter months at the beginning of the year (January, February)	0	
22	spring	0	
23	summer	0	
24	autumn	0	
25	winter at the end of the year (December)	0	
1501	winter	0	
97	does not know	0	
98	refusal	0	
99	no response/not applicable	0	
Sysmiss		3140	
Warning: these figures indicate the number of cases found in the data file. They cannot be interpreted as summary statistics of the population of interest.			
# b255m_4: Month of death child 4 (W2)			
Information	[Type= discrete] [Format=numeric] [Range= 1-2401] [Missing=*/97/98/99]		
Statistics [NW/ W]	[Valid=2 /-] [Invalid=3147 /-]		
Definition	FRA, one additional item: "1501-winter".		
Notes	Consolidated variable Created using b217m b233m (i.e., questions Q 215 and Q 230).		
Value	Label	Cases	Percentage
1	January	0	
2	February	0	
3	March	0	
4	April	0	
5	May	0	
6	June	1	50.0%
7	July	0	
8	August	0	
9	September	0	
10	October	0	
11	November	1	50.0%
12	December	0	
21	winter months at the beginning of the year (January, February)	0	
22	spring	0	
23	summer	0	
24	autumn	0	
25	winter at the end of the year (December)	0	
1501	winter	0	
97	does not know	0	
98	refusal	0	
99	no response/not applicable	0	
Sysmiss		3147	
Warning: these figures indicate the number of cases found in the data file. They cannot be interpreted as summary statistics of the population of interest.			
# b255y_1: Yr of death child 1 (W2)			
Information	[Type= discrete] [Format=numeric] [Range= 1945-2401] [Missing=*/9997/9998/9999]		

# b255y_1: Yr of death child 1 (W2)			
Statistics [NW/ W]		[Valid=73 /-] [Invalid=3076 /-]	
Notes		Consolidated variable Created using b217y b233y (i.e., questions Q 215 and Q 230).	
Value	Label	Cases	Percentage
1955		1	1.4%
1960		1	1.4%
1961		1	1.4%
1963		2	2.7%
1964		2	2.7%
1966		1	1.4%
1968		1	1.4%
1969		1	1.4%
1970		1	1.4%
1973		1	1.4%
1975		2	2.7%
1977		3	4.1%
1978		1	1.4%
1980		2	2.7%
1983		1	1.4%
1984		1	1.4%
1986		4	5.5%
1987		1	1.4%
1988		1	1.4%
1989		2	2.7%
1990		2	2.7%
1993		2	2.7%
1994		1	1.4%
1995		2	2.7%
1996		1	1.4%
1997		3	4.1%
1998		2	2.7%
2000		6	8.2%
2001		1	1.4%
2002		5	6.8%
2003		2	2.7%
2004		2	2.7%
2005		4	5.5%
2006		4	5.5%
2007		4	5.5%
2008		2	2.7%
9997	does not know	0	
9998	refusal	0	
9999	no response/not applicable	2	
Sysmiss		3074	
Warning: these figures indicate the number of cases found in the data file. They cannot be interpreted as summary statistics of the population of interest.			

# b255y_2: Yr of death child 2 (W2)				
<b>Information</b>		[Type= discrete] [Format=numeric] [Range= 1946-2401] [Missing=*/9997/9998/9999]		
<b>Statistics [NW/ W]</b>		[Valid=39 /-] [Invalid=3110 /-]		
<b>Notes</b>		Consolidated variable Created using b217y b233y (i.e., questions Q 215 and Q 230).		
Value	Label	Cases	Percentage	
1963		2	<div></div>	5.1%
1965		1	<div></div>	2.6%
1967		1	<div></div>	2.6%
1968		1	<div></div>	2.6%
1972		1	<div></div>	2.6%
1973		1	<div></div>	2.6%
1976		1	<div></div>	2.6%
1980		1	<div></div>	2.6%
1981		2	<div></div>	5.1%
1984		1	<div></div>	2.6%
1985		3	<div></div>	7.7%
1986		2	<div></div>	5.1%
1988		1	<div></div>	2.6%
1989		1	<div></div>	2.6%
1993		2	<div></div>	5.1%
1995		3	<div></div>	7.7%
1998		1	<div></div>	2.6%
1999		2	<div></div>	5.1%
2000		1	<div></div>	2.6%
2001		2	<div></div>	5.1%
2002		2	<div></div>	5.1%
2004		1	<div></div>	2.6%
2005		2	<div></div>	5.1%
2006		3	<div></div>	7.7%
2008		1	<div></div>	2.6%
9997	does not know	0		
9998	refusal	0		
9999	no response/not applicable	0		
Sysmiss		3110		
<i>Warning: these figures indicate the number of cases found in the data file. They cannot be interpreted as summary statistics of the population of interest.</i>				
# b255y_3: Yr of death child 3 (W2)				
<b>Information</b>		[Type= discrete] [Format=numeric] [Range= 1950-2401] [Missing=*/9997/9998/9999]		
<b>Statistics [NW/ W]</b>		[Valid=9 /-] [Invalid=3140 /-]		
<b>Notes</b>		Consolidated variable Created using b217y b233y (i.e., questions Q 215 and Q 230).		
Value	Label	Cases	Percentage	
1967		1	<div></div>	11.1%
1972		1	<div></div>	11.1%
1975		1	<div></div>	11.1%
1980		1	<div></div>	11.1%

# b255y_3: Yr of death child 3 (W2)				
Value	Label	Cases	Percentage	
1984		1		11.1%
1987		1		11.1%
1997		1		11.1%
2001		1		11.1%
2002		1		11.1%
9997	does not know	0		
9998	refusal	0		
9999	no response/not applicable	0		
Sysmiss		3140		
Warning: these figures indicate the number of cases found in the data file. They cannot be interpreted as summary statistics of the population of interest.				
# b255y_4: Yr of death child 4 (W2)				
Information	[Type= discrete] [Format=numeric] [Range= 1949-2401] [Missing=*/9997/9998/9999]			
Statistics [NW/ W]	[Valid=2 /-] [Invalid=3147 /-]			
Notes	Consolidated variable Created using b217y b233y (i.e., questions Q 215 and Q 230).			
Value	Label	Cases	Percentage	
1990		1		50.0%
2007		1		50.0%
9997	does not know	0		
9998	refusal	0		
9999	no response/not applicable	0		
Sysmiss		3147		
Warning: these figures indicate the number of cases found in the data file. They cannot be interpreted as summary statistics of the population of interest.				
# b256_1: Residence type of child 1 (W2)				
Information	[Type= discrete] [Format=numeric] [Range= 1-2] [Missing=*/7/8/9]			
Statistics [NW/ W]	[Valid=3149 /-] [Invalid=0 /-]			
Notes	Consolidated variable Created using bhg3b209 b211b b228b b229 (i.e., household grid and questions Q 207, Q 209.b, Q 226, Q 225.b).			
Value	Label	Cases	Percentage	
1	resident child	970		30.8%
2	non-resident child	2179		69.2%
7	does not know	0		
8	refusal	0		
9	no response/not applicable	0		
Warning: these figures indicate the number of cases found in the data file. They cannot be interpreted as summary statistics of the population of interest.				
# b256_2: Residence type of child 2 (W2)				
Information	[Type= discrete] [Format=numeric] [Range= 1-2] [Missing=*/7/8/9]			
Statistics [NW/ W]	[Valid=3149 /-] [Invalid=0 /-]			
Notes	Consolidated variable Created using bhg3b209 b211b b228b b229 (i.e., household grid and questions Q 207, Q 209.b, Q 226, Q 225.b).			
Value	Label	Cases	Percentage	
1	resident child	725		23.0%
2	non-resident child	2424		77.0%



# b256_2: Residence type of child 2 (W2)			
Value	Label	Cases	Percentage
7	does not know	0	
8	refusal	0	
9	no response/not applicable	0	
Warning: these figures indicate the number of cases found in the data file. They cannot be interpreted as summary statistics of the population of interest.			
# b256_3: Residence type of child 3 (W2)			
Information	[Type= discrete] [Format=numeric] [Range= 1-2] [Missing=* /7/8/9]		
Statistics [NW/ W]	[Valid=3149 /-] [Invalid=0 /-]		
Notes	Consolidated variable Created using bhg3b209 b211b b228b b229 (i.e., household grid and questions Q 207, Q 209.b, Q 226, Q 225.b).		
Value	Label	Cases	Percentage
1	resident child	183	5.8%
2	non-resident child	2966	94.2%
7	does not know	0	
8	refusal	0	
9	no response/not applicable	0	
Warning: these figures indicate the number of cases found in the data file. They cannot be interpreted as summary statistics of the population of interest.			
# b256_4: Residence type of child 4 (W2)			
Information	[Type= discrete] [Format=numeric] [Range= 1-2] [Missing=* /7/8/9]		
Statistics [NW/ W]	[Valid=3149 /-] [Invalid=0 /-]		
Notes	Consolidated variable Created using bhg3b209 b211b b228b b229 (i.e., household grid and questions Q 207, Q 209.b, Q 226, Q 225.b).		
Value	Label	Cases	Percentage
1	resident child	52	1.7%
2	non-resident child	3097	98.3%
7	does not know	0	
8	refusal	0	
9	no response/not applicable	0	
Warning: these figures indicate the number of cases found in the data file. They cannot be interpreted as summary statistics of the population of interest.			
# b256_5: Residence type of child 5 (W2)			
Information	[Type= discrete] [Format=numeric] [Range= 1-2] [Missing=* /7/8/9]		
Statistics [NW/ W]	[Valid=3149 /-] [Invalid=0 /-]		
Notes	Consolidated variable Created using bhg3b209 b211b b228b b229 (i.e., household grid and questions Q 207, Q 209.b, Q 226, Q 225.b).		
Value	Label	Cases	Percentage
1	resident child	11	0.3%
2	non-resident child	3138	99.7%
7	does not know	0	
8	refusal	0	
9	no response/not applicable	0	
Warning: these figures indicate the number of cases found in the data file. They cannot be interpreted as summary statistics of the population of interest.			
# b256_6: Residence type of child 6 (W2)			
Information	[Type= discrete] [Format=numeric] [Range= 1-2] [Missing=* /7/8/9]		
Statistics [NW/ W]	[Valid=3149 /-] [Invalid=0 /-]		

# b256_6: Residence type of child 6 (W2)			
<b>Notes</b>		Consolidated variable Created using bhg3b209 b211b b228b b229 (i.e., household grid and questions Q 207, Q 209.b, Q 226, Q 225.b).	
Value	Label	Cases	Percentage
1	resident child	5	0.2%
2	non-resident child	3144	99.8%
7	does not know	0	
8	refusal	0	
9	no response/not applicable	0	
<i>Warning: these figures indicate the number of cases found in the data file. They cannot be interpreted as summary statistics of the population of interest.</i>			
# b256_7: Residence type of child 7 (W2)			
<b>Information</b>		[Type= discrete] [Format=numeric] [Range= 1-2] [Missing=*/7/8/9]	
<b>Statistics [NW/ W]</b>		[Valid=3149 /-] [Invalid=0 /-]	
<b>Notes</b>		Consolidated variable Created using bhg3b209 b211b b228b b229 (i.e., household grid and questions Q 207, Q 209.b, Q 226, Q 225.b).	
Value	Label	Cases	Percentage
1	resident child	2	0.1%
2	non-resident child	3147	99.9%
7	does not know	0	
8	refusal	0	
9	no response/not applicable	0	
<i>Warning: these figures indicate the number of cases found in the data file. They cannot be interpreted as summary statistics of the population of interest.</i>			
# b256_8: Residence type of child 8 (W2)			
<b>Information</b>		[Type= discrete] [Format=numeric] [Range= 1-2] [Missing=*/7/8/9]	
<b>Statistics [NW/ W]</b>		[Valid=3149 /-] [Invalid=0 /-]	
<b>Notes</b>		Consolidated variable Created using bhg3b209 b211b b228b b229 (i.e., household grid and questions Q 207, Q 209.b, Q 226, Q 225.b).	
Value	Label	Cases	Percentage
1	resident child	1	0.0%
2	non-resident child	3148	100.0%
7	does not know	0	
8	refusal	0	
9	no response/not applicable	0	
<i>Warning: these figures indicate the number of cases found in the data file. They cannot be interpreted as summary statistics of the population of interest.</i>			
# b256_9: Residence type of child 9 (W2)			
<b>Information</b>		[Type= discrete] [Format=numeric] [Range= 1-2] [Missing=*/7/8/9]	
<b>Statistics [NW/ W]</b>		[Valid=3149 /-] [Invalid=0 /-]	
<b>Notes</b>		Consolidated variable Created using bhg3b209 b211b b228b b229 (i.e., household grid and questions Q 207, Q 209.b, Q 226, Q 225.b).	
Value	Label	Cases	Percentage
1	resident child	2	0.1%
2	non-resident child	3147	99.9%
7	does not know	0	
8	refusal	0	
9	no response/not applicable	0	
<i>Warning: these figures indicate the number of cases found in the data file. They cannot be interpreted as summary statistics of the population of interest.</i>			

# b256_10: Residence type of child 10 (W2)			
<b>Information</b>		[Type= discrete] [Format=numeric] [Range= 1-2] [Missing=*/7/8/9]	
<b>Statistics [NW/ W]</b>		[Valid=3149 /-] [Invalid=0 /-]	
<b>Notes</b>		Consolidated variable Created using bhg3b209 b211b b228b b229 (i.e., household grid and questions Q 207, Q 209.b, Q 226, Q 225.b).	
Value	Label	Cases	Percentage
1	resident child	0	
2	non-resident child	3149	<div></div> 100.0%
7	does not know	0	
8	refusal	0	
9	no response/not applicable	0	
<i>Warning: these figures indicate the number of cases found in the data file. They cannot be interpreted as summary statistics of the population of interest.</i>			
# b256_11: Residence type of child 11 (W2)			
<b>Information</b>		[Type= discrete] [Format=numeric] [Range= 1-2] [Missing=*/7/8/9]	
<b>Statistics [NW/ W]</b>		[Valid=1218 /-] [Invalid=1931 /-]	
<b>Notes</b>		Consolidated variable Created using bhg3b209 b211b b228b b229 (i.e., household grid and questions Q 207, Q 209.b, Q 226, Q 225.b).	
Value	Label	Cases	Percentage
1	resident child	2	0.2%
2	non-resident child	1216	<div></div> 99.8%
7	does not know	0	
8	refusal	0	
9	no response/not applicable	0	
Sysmiss		1931	
<i>Warning: these figures indicate the number of cases found in the data file. They cannot be interpreted as summary statistics of the population of interest.</i>			
# b256_12: Residence type of child 12 (W2)			
<b>Information</b>		[Type= discrete] [Format=numeric] [Range= 1-2] [Missing=*/7/8/9]	
<b>Statistics [NW/ W]</b>		[Valid=638 /-] [Invalid=2511 /-]	
<b>Notes</b>		Consolidated variable Created using bhg3b209 b211b b228b b229 (i.e., household grid and questions Q 207, Q 209.b, Q 226, Q 225.b).	
Value	Label	Cases	Percentage
1	resident child	2	0.3%
2	non-resident child	636	<div></div> 99.7%
7	does not know	0	
8	refusal	0	
9	no response/not applicable	0	
Sysmiss		2511	
<i>Warning: these figures indicate the number of cases found in the data file. They cannot be interpreted as summary statistics of the population of interest.</i>			
# b256_13: Residence type of child 13			
<b>Information</b>		[Type= discrete] [Format=numeric] [Range= 1-2] [Missing=*/7/8/9]	
<b>Statistics [NW/ W]</b>		[Valid=110 /-] [Invalid=3039 /-]	
<b>Notes</b>		Consolidated variable Created using bhg3b209 b211b b228b b229 (i.e., household grid and questions Q 207, Q 209.b, Q 226, Q 225.b).	
Value	Label	Cases	Percentage
1	resident child	0	

# b256_13: Residence type of child 13			
Value	Label	Cases	Percentage
2	non-resident child	110	<div><div></div></div> 100.0%
7	does not know	0	
8	refusal	0	
9	no response/not applicable	0	
Sysmiss		3039	
Warning: these figures indicate the number of cases found in the data file. They cannot be interpreted as summary statistics of the population of interest.			
# b256_14: Residence type of child 14			
Information	[Type= discrete] [Format=numeric] [Range= 1-2] [Missing=*/7/8/9]		
Statistics [NW/ W]	[Valid=24 /-] [Invalid=3125 /-]		
Notes	Consolidated variable Created using bhg3b209 b211b b228b b229 (i.e., household grid and questions Q 207, Q 209.b, Q 226, Q 225.b).		
Value	Label	Cases	Percentage
1	resident child	0	<div><div></div></div> 100.0%
2	non-resident child	24	
7	does not know	0	
8	refusal	0	
9	no response/not applicable	0	
Sysmiss		3125	
Warning: these figures indicate the number of cases found in the data file. They cannot be interpreted as summary statistics of the population of interest.			
# b256_15: Residence type of child 15			
Information	[Type= discrete] [Format=numeric] [Range= 1-2] [Missing=*/7/8/9]		
Statistics [NW/ W]	[Valid=5 /-] [Invalid=3144 /-]		
Notes	Consolidated variable Created using bhg3b209 b211b b228b b229 (i.e., household grid and questions Q 207, Q 209.b, Q 226, Q 225.b).		
Value	Label	Cases	Percentage
1	resident child	0	<div><div></div></div> 100.0%
2	non-resident child	5	
7	does not know	0	
8	refusal	0	
9	no response/not applicable	0	
Sysmiss		3144	
Warning: these figures indicate the number of cases found in the data file. They cannot be interpreted as summary statistics of the population of interest.			
# b256_16: _16 b256			
Information	[Type= discrete] [Format=numeric] [Range= 1-2] [Missing=*/7/8/9]		
Statistics [NW/ W]	[Valid=3 /-] [Invalid=3146 /-]		
Notes	Consolidated variable Created using bhg3b209 b211b b228b b229 (i.e., household grid and questions Q 207, Q 209.b, Q 226, Q 225.b).		
Value	Label	Cases	Percentage
1	resident child	0	<div><div></div></div> 100.0%
2	non-resident child	3	
7	does not know	0	
8	refusal	0	
9	no response/not applicable	0	

# b256_16: _16 b256			
Value	Label	Cases	Percentage
Sysmiss		3146	
Warning: these figures indicate the number of cases found in the data file. They cannot be interpreted as summary statistics of the population of interest.			
# b256_17: _17 b256			
Information	[Type= discrete] [Format=numeric] [Range= 1-2] [Missing=*/7/8/9]		
Statistics [NW/ W]	[Valid=2 /-] [Invalid=3147 /-]		
Notes	Consolidated variable Created using bhg3b209 b211b b228b b229 (i.e., household grid and questions Q 207, Q 209.b, Q 226, Q 225.b).		
Value	Label	Cases	Percentage
1	resident child	0	
2	non-resident child	2	100.0%
7	does not know	0	
8	refusal	0	
9	no response/not applicable	0	
Sysmiss		3147	
Warning: these figures indicate the number of cases found in the data file. They cannot be interpreted as summary statistics of the population of interest.			
# b256_18: _18 b256			
Information	[Type= discrete] [Format=numeric] [Range= 1-2] [Missing=*/7/8/9]		
Statistics [NW/ W]	[Valid=1 /-] [Invalid=3148 /-]		
Notes	Consolidated variable Created using bhg3b209 b211b b228b b229 (i.e., household grid and questions Q 207, Q 209.b, Q 226, Q 225.b).		
Value	Label	Cases	Percentage
1	resident child	0	
2	non-resident child	1	100.0%
7	does not know	0	
8	refusal	0	
9	no response/not applicable	0	
Sysmiss		3148	
Warning: these figures indicate the number of cases found in the data file. They cannot be interpreted as summary statistics of the population of interest.			
# b256_19: _19 b256			
Information	[Type= discrete] [Format=numeric] [Range= 1-2] [Missing=*/7/8/9]		
Statistics [NW/ W]	[Valid=1 /-] [Invalid=3148 /-]		
Notes	Consolidated variable Created using bhg3b209 b211b b228b b229 (i.e., household grid and questions Q 207, Q 209.b, Q 226, Q 225.b).		
Value	Label	Cases	Percentage
1	resident child	0	
2	non-resident child	1	100.0%
7	does not know	0	
8	refusal	0	
9	no response/not applicable	0	
Sysmiss		3148	
Warning: these figures indicate the number of cases found in the data file. They cannot be interpreted as summary statistics of the population of interest.			
# bn301: Living with a partner at the moment of {wave 1} (W2)			
Information	[Type= discrete] [Format=numeric] [Range= 1-99] [Missing=*/7/8/9]		

# bn301: Living with a partner at the moment of {wave 1} (W2)			
Statistics [NW/ W]		[Valid=3145 /-] [Invalid=4 /-]	
Literal question		Did you live together with a partner in.... month....year {first wave}?	
Value	Label	Cases	Percentage
1	yes	1831	<div><div></div></div> 58.2%
2	no	1314	<div><div></div></div> 41.8%
7	does not know	0	
8	refusal	0	
9	no response/not applicable	0	
Sysmiss		4	
Warning: these figures indicate the number of cases found in the data file. They cannot be interpreted as summary statistics of the population of interest.			
# bn302: Married to this partner at the moment of {wave 1} (W2)			
Information		[Type= discrete] [Format=numeric] [Range= 1-1501] [Missing=*/7/8/9]	
Statistics [NW/ W]		[Valid=1658 /-] [Invalid=1491 /-]	
Definition		Q 302.  FRA, one additional item: "1501 - civil union(PACS)".	
Universe		If R lived together with a partner at the time of first wave (code 1 on Q 301).	
Literal question		Were you married to this partner in ...month....year {first wave}?	
Value	Label	Cases	Percentage
1	yes	1393	<div><div></div></div> 84.0%
2	no	265	<div><div></div></div> 16.0%
1501	civil union(PACS)	0	
7	does not know	0	
8	refusal	0	
9	no response/not applicable	0	
Sysmiss		1491	
Warning: these figures indicate the number of cases found in the data file. They cannot be interpreted as summary statistics of the population of interest.			
# b303a: Is partner born in the country			
Information		[Type= discrete] [Format=numeric] [Range= 1-99] [Missing=*/7/8/9]	
Statistics [NW/ W]		[Valid=1752 /-] [Invalid=1397 /-]	
Definition		Q 322.a.	
Universe		If R lives together with a partner AND this partner is not the same than first wave.	
Literal question		Was your partner/spouse born in [COUNTRY]?	
Value	Label	Cases	Percentage
1	yes	1675	<div><div></div></div> 95.6%
2	no	77	<div><div></div></div> 4.4%
7	does not know	0	
8	refusal	0	
9	no response/not applicable	0	
Sysmiss		1397	
Warning: these figures indicate the number of cases found in the data file. They cannot be interpreted as summary statistics of the population of interest.			
# b303b: Country of birth of the partner			
Information		[Type= continuous] [Format=numeric] [Range= 4-24003] [Missing=*/9997/9998/9999]	
Statistics [NW/ W]		[Valid=77 /-] [Invalid=3072 /-]	

# b303b: Country of birth of the partner			
<b>Definition</b>	<p>Q 322.b</p> <p>- DEU, four additional values: "1401-EU 15 (except Germany)", "1402-new EU member (2004)", "1403-Russia/CIS", "1404-other European country".</p> <p>- HUN, two additional values: "1606-Other EU", "1607-Other Non-EU".</p> <p>- FRA, five specific values "1501-European Union 25", 1502-other European countries", 1503-Maghreb", "1504-other African countries", "1505-Other".</p>		
<b>Universe</b>	If code 2 on Q 322.a		
<b>Literal question</b>	In which country was he/she born?		
Value	Label	Cases	Percentage
4	Afghanistan	0	
8	Albania	0	
31	Azerbaijan	0	
32	Argentina	0	
40	Austria	0	
50	Bangladesh	0	
51	Armenia	0	
56	Belgium	0	
70	Bosnia and Herzegovina	0	
76	Brazil	0	
90	Solomon Islands	0	
100	Bulgaria	1	1.3%
112	Belarus	0	
116	Cambodia	0	
120	Cameroon	0	
124	Canada	0	
144	Sri Lanka	0	
152	Chile	0	
156	China	0	
158	Taiwan	0	
170	Colombia	0	
191	Croatia	0	
192	Cuba	1	1.3%
196	Cyprus	0	
203	Czech Republic	2	2.6%
208	Denmark	0	
218	Ecuador	0	
231	Ethiopia	0	
232	Eritrea	0	
242	Fiji	0	
246	Finland	0	
250	France	0	
268	Georgia	0	
270	Gambia	0	
275	Occupied Palestinian Territory	0	
276	Germany	0	

# b303b: Country of birth of the partner			
Value	Label	Cases	Percentage
300	Greece	0	
344	Hong Kong Special Administrative Region of China	0	
348	Hungary	1	1.3%
352	Iceland	0	
356	India	0	
360	Indonesia	0	
364	Iran, Islamic Republic of	0	
368	Iraq	0	
372	Ireland	0	
376	Israel	0	
380	Italy	0	
388	Jamaica	0	
392	Japan	0	
398	Kazakhstan	0	
404	Kenya	0	
417	Kyrgyzstan	0	
422	Lebanon	0	
428	Latvia	0	
434	Libyan Arab Jamahiriya	0	
440	Lithuania	0	
458	Malaysia	0	
470	Malta	0	
480	Mauritius	0	
484	Mexico	0	
498	Moldova	0	
504	Morocco	0	
508	Mozambique	0	
524	Nepal	0	
528	Netherlands	0	
530	Netherlands Antilles	0	
554	New Zealand	0	
578	Norway	0	
586	Pakistan	0	
598	Papua New Guinea	0	
604	Peru	0	
608	Philippines	0	
616	Poland	4	5.2%
620	Portugal	0	
626	Timor-Leste	0	
642	Romania	3	3.9%
643	Russian Federation	4	5.2%
688	Serbia	0	
702	Singapore	0	
703	Slovakia	53	68.8%
704	Viet Nam	0	



# b303b: Country of birth of the partner			
Value	Label	Cases	Percentage
710	South Africa	0	
716	Zimbabwe	0	
724	Spain	0	
736	Sudan	0	
740	Suriname	0	
762	Tajikistan	0	
764	Thailand	0	
780	Trinidad and Tobago	0	
792	Turkey	0	
795	Turkmenistan	0	
804	Ukraine	6	7.8%
807	The former Yugoslav Republic of Macedonia	0	
818	Egypt	0	
826	United Kingdom of Great Britain and Northern Ireland	0	
834	United Republic of Tanzania	0	
840	United States of America	0	
858	Uruguay	0	
860	Uzbekistan	0	
862	Venezuela (Bolivarian Republic of)	0	
891	Yugoslavia	2	2.6%
894	Zambia	0	
999	other	0	
1401	EU 15 (except Germany)	0	
1402	new EU member (2004)	0	
1403	Russia/CIS	0	
1404	other European country	0	
1501	European Union 25	0	
1502	other European countries	0	
1503	Maghreb	0	
1504	other African countries	0	
1505	other	0	
1606	Other EU	0	
1607	Other Non-EU	0	
9997	does not know	0	
9998	refusal	0	
9999	no response/not applicable	0	
Warning: these figures indicate the number of cases found in the data file. They cannot be interpreted as summary statistics of the population of interest.			
# b303cm: Mnth of permanent residence in the country			
Information	[Type= discrete] [Format=numeric] [Range= 1-2401] [Missing=*/97/98/99]		
Statistics [NW/ W]	[Valid=48 /-] [Invalid=3101 /-]		
Definition	Q 322.c		
Universe	If code 2 on Q 322.a		
Literal question	In what month and year did he/she first start living permanently in country?		

# b303cm: Mnth of permanent residence in the country			
Value	Label	Cases	Percentage
1	January	5	10.4%
2	February	2	4.2%
3	March	2	4.2%
4	April	2	4.2%
5	May	5	10.4%
6	June	6	12.5%
7	July	2	4.2%
8	August	4	8.3%
9	September	5	10.4%
10	October	2	4.2%
11	November	2	4.2%
12	December	1	2.1%
21	winter months at the beginning of the year (January, February)	2	4.2%
22	spring	2	4.2%
23	summer	3	6.2%
24	autumn	3	6.2%
25	winter at the end of the year (December)	0	
97	does not know	0	
98	refusal	0	
99	no response/not applicable	29	
Sysmiss		3072	
Warning: these figures indicate the number of cases found in the data file. They cannot be interpreted as summary statistics of the population of interest.			
# b303cy: Yr of permanent residence in the country			
Information	[Type= continuous] [Format=numeric] [Range= 1938-2401] [Missing=*/9997/9998/9999]		
Statistics [NW/ W]	[Valid=67 /-] [Invalid=3082 /-]		
Definition	Q 322.c		
Universe	If code 2 on Q 322.a		
Literal question	In what month and year did he/she first start living permanently in country?		
Value	Label	Cases	Percentage
9997	does not know	0	
9998	refusal	0	
9999	no response/not applicable	10	
Warning: these figures indicate the number of cases found in the data file. They cannot be interpreted as summary statistics of the population of interest.			
# b303cAgeP: Partner's age of obtaining permanent residence			
Information	[Type= continuous] [Format=numeric] [Range= 0-9999] [Missing=*/997/998/999]		
Statistics [NW/ W]	[Valid=67 /-] [Invalid=3082 /-]		
Definition	Derived variable from Q 322.c		
Universe	If R lives with a partner who is not the same as Wave 1		
Literal question	In what month and year did he/she first start living permanently in [country]?		
Notes	Partner's time of birth was deducted from HH grid. If information on partner's month of birth / month when partner started living permanently in country was missing, a 6 (june) was used in the calculation. Values 21-25 for month values are converted in the followig way: "Beginning of the Year" = "January-February"; "Spring" = "May"; "Summer" = "August"; "Autumn" = "October"; "End of Year" = "December".		

# b303cAgeP: Partner's age of obtaining permanent residence			
Value	Label	Cases	Percentage
997	does not know	0	
998	refusal	0	
999	no response/not applicable	10	
Warning: these figures indicate the number of cases found in the data file. They cannot be interpreted as summary statistics of the population of interest.			
# bn305: Living together with the same partner/ spouse as in {wave 1} (W2)			
Information	[Type= discrete] [Format=numeric] [Range= 1-99] [Missing=*/7/8/9]		
Statistics [NW/ W]	[Valid=1756 /-] [Invalid=1393 /-]		
Definition	Q 305.		
Universe	If R lived together with a partner at the time of first wave (code 1 on Q 301).		
Literal question	Are you now living together with the same partner/ spouse with whom you lived in [month year of first wave]?		
Value	Label	Cases	Percentage
1	yes	1634	<div></div> 93.1%
2	no	122	<div></div> 6.9%
6	unknown	0	
7	does not know	0	
8	refusal	0	
9	no response/not applicable	0	
Sysmiss		1393	
Warning: these figures indicate the number of cases found in the data file. They cannot be interpreted as summary statistics of the population of interest.			

# bn306: Living together with a partner since {wave1} (W2)			
Information	[Type= discrete] [Format=numeric] [Range= 1-99] [Missing=*/7/8/9]		
Statistics [NW/ W]	[Valid=1318 /-] [Invalid=1831 /-]		
Definition	Q 306.		
Universe	If R did NOT live together with a partner at the time of first wave (code 2 on Q 301).		
Literal question	Have you lived together with a partner since .... month....year {first wave}?		
Value	Label	Cases	Percentage
1	yes	1318	100.0%
2	no	0	
6	unknown	0	
7	does not know	0	
8	refusal	0	
9	no response/not applicable	0	
Sysmiss		1831	
Warning: these figures indicate the number of cases found in the data file. They cannot be interpreted as summary statistics of the population of interest.			
# b309: Main subject of the partners studies (see list of subjects) (W2)			
Information	[Type= discrete] [Format=numeric] [Range= 0-9999] [Missing=*/997/998/999]		
Statistics [NW/ W]	[Valid=1604 /-] [Invalid=1545 /-]		
Definition	<p>Q 324.</p> <p>- CZE, 30 country specific values: "2801-Computer Systems and Informatics", "2802-Life sciences other disciplines (geology, geography, chemistry, biology, protection)", "2803-Mining, metallurgy", "2804-Engineering and other metal workshop production", "2805-Electrical engineering", "2806-silicate chemistry, technical chemistry", "2807-Food industry", "2808-Textiles, leather, plastic, and rubber production", "2809-processing of wood and production and repair of musical instruments", "2810-Printing, paper processing, film and photography", "2811-Architecture, construction, geodesy, cartography, spatial planning", "2812-Transport, post and telecommunications", "2813-Special technological disciplines (hydrology, energy)", "2814-Agriculture &amp; forestry", "2815-Veterinary sciences", "2816-Medical science and health (doctor, dentists, hygienists nurse)", "2817-Pharmaceutical industries", "2818-Humanities &amp; social sciences (philosophy, theology, sociology, political science)", "2819-Historical science, archeology", "2820-Business and economics (banking, management)", "2821-Economics and organization (technical administration, hotel school, family business)", "2822-Economics and Services", "2823-Law", "2824-Teaching", "2826-Arts (cultural studies, literary science, art history of arts)", "2827-Applied arts and handicraft (music, dance, film)", "2828-Military", "2829-Police", "2830-Other industries",</p> <p>- FRA 15 country specific values "1510 - General", "1511 - Mathematics and Sciences", "1512 - Human Sciences", "1513 - Literature and arts", "1520 - technology of production", "1521 - Agriculture, fishing, environment", "1522 - Transformation industry", "1523 - construction, wood", "1524 - Matériaux souples", "1525 - Mecanic, electricity, electronic", "1531 - Trade and management", "1532 - Communication and information", "1533 - Services to persons", "1534 - Public Services", "1541 - Individual capabilities.</p> <p>- AUT, 14 country-specific values.</p> <p>- POL, two additional items: "2601-other", "2602-general / no subject field (e.g. primary, lower secondary or general secondary education)"</p>		
Universe	If R lives together with a partner.		
Literal question	What was the main subject matter of these studies?		
Value	Label	Cases	Percentage
0	General programmes	0	
1	Basic programmes	0	
2	Humanities and Arts	0	
3	Social Sciences, business and law	0	
4	Science	0	
5	Engineering, manufacturing and construction	0	
6	Agriculture	0	

**# b309: Main subject of the partners studies (see list of subjects) (W2)**

Value	Label	Cases	Percentage
7	Health and Welfare	0	
8	Services	0	
9	Personal development	0	
14	Teacher training and education science	0	
21	Arts	0	
22	Humanities	0	
31	Social and behavioural science	0	
32	Journalism and information	0	
34	Business and administration	0	
38	Law	0	
42	Life sciences	0	
44	Physical sciences	0	
46	Mathematics and statistics	0	
48	Computing	0	
52	Engineering and engineering trades	0	
54	Manufacturing and processing	0	
58	Architecture and building	0	
62	Agriculture, forestry and fishery	0	
64	Veterinary	0	
72	Health	0	
76	Social services	0	
81	Personal services	0	
84	Transport services	0	
85	Environmental protection	0	
86	Security services	0	
1510	General	0	
1511	Mathematics and Sciences	0	
1512	Human Sciences	0	
1513	Literature and arts	0	
1520	technology of production	0	
1521	Agriculture, fishing, environment	0	
1522	Transformation industry	0	
1523	construction, wood	0	
1524	Matériaux souples	0	
1525	Mecanic, electricity, electronic	0	
1531	Trade and management	0	
1532	Communication and information	0	
1533	Services to persons	0	
1534	Public Services	0	
1541	Individual capabilities	0	
2110	Physicists, chemists and related professiona	0	
2111	Physicists and astronomers	0	
2112	Meteorologists	0	
2113	Chemists	0	
2114	Geologists and geophysicists	0	

**# b309: Main subject of the partners studies (see list of subjects) (W2)**

Value	Label	Cases	Percentage
2121	Mathematicians and related professionals	0	
2122	Statisticians	0	
2131	Computer systems designers and analysts	0	
2132	Computer programmers	0	
2139	Computing professionals not elsewhere classified	0	
2141	Architects, town and traffic planners	0	
2142	Civil engineers	0	
2143	Electrical engineers	0	
2144	Electronics and telecommunications engineers	0	
2145	Mechanical engineers	0	
2146	Chemical engineers	0	
2147	Mining engineers, metallurgists and related professionals	0	
2148	Cartographers and surveyors	0	
2149	Architects, engineers and related professionals not elsewhere classified	0	
2211	Biologists, botanists, zoologists and related professionals	0	
2212	Pharmacologists, pathologists and related professionals	0	
2213	Agronomists and related professionals	0	
2221	Medical doctors	0	
2222	Dentists	0	
2223	Veterinarians	0	
2224	Pharmacists	0	
2229	Health professionals (except nursing) not elsewhere classified	0	
2310	College, university and higher education teaching professionals	0	
2320	Secondary education teaching professionals	0	
2340	Special education teaching professionals	0	
2351	Education methods specialists	0	
2359	Other teaching professionals not elsewhere classified	0	
2410	Business Professionals	0	
2411	Accountants	0	
2419	Business professionals not elsewhere classified	0	
2421	Lawyers	0	
2429	Legal professionals not elsewhere classified	0	
2431	Archivists and curators	0	
2432	Librarians and related information professionals	0	
2441	Economists	0	
2442	Sociologists, anthropologists and related professionals	0	
2443	Philosophers, historians and political scientists	0	
2444	Philologists, translators and interpreters	0	
2445	Psychologists	0	
2446	Social work professionals	0	
2451	Authors, journalists and other writers	0	
2452	Sculptors, painters and related artists	0	
2453	Composers, musicians and singers	0	
2454	Choreographers and dancers	0	

**# b309: Main subject of the partners studies (see list of subjects) (W2)**

Value	Label	Cases	Percentage
2455	Film, stage and related actors and directors	0	
2460	Religious professionals	0	
2601	other	0	
2602	general / no subject field (e.g. primary, lower secondary or general secondary education)	0	
2801	Computer Systems and Informatics	16	1.0%
2802	Life sciences other disciplines (geology, geography, chemistry, biology, protection)	15	0.9%
2803	Mining, metallurgy	35	2.2%
2804	Engineering and other metal workshop production	338	21.1%
2805	Electrical engineering	100	6.2%
2806	silicate chemistry, technical chemistry	25	1.6%
2807	Food industry	59	3.7%
2808	Textiles, leather, plastic, and rubber production	85	5.3%
2809	processing of wood and production and repair of musical instruments	34	2.1%
2810	Printing, paper processing, film and photography	10	0.6%
2811	Architecture, construction, geodesy, cartography, spatial planning	102	6.4%
2812	Transport, post and telecommunications	56	3.5%
2813	Special technological disciplines (hydrology, energy)	10	0.6%
2814	Agriculture & forestry	88	5.5%
2815	Veterinary sciences	8	0.5%
2816	Medical science and health (doctor, dentists, hygienists nurse)	63	3.9%
2817	Pharmaceutical industries	3	0.2%
2818	Humanities & social sciences (philosophy, theology, sociology, political science)	31	1.9%
2819	Historical science, archeology	3	0.2%
2820	Business and economics (banking, management)	96	6.0%
2821	Economics and organization (technical administration, hotel school, family business)	102	6.4%
2822	Economics and Services	123	7.7%
2823	Law	10	0.6%
2824	Teaching	89	5.5%
2825	Culture	0	
2826	Arts (cultural studies, literary science, art history of arts)	1	0.1%
2827	Applied arts and handicraft (music, dance, film)	7	0.4%
2828	Military	10	0.6%
2829	Police	6	0.4%
2830	Other industries	79	4.9%
3111	Chemical and physical science technicians	0	
3112	Civil engineering technicians	0	
3113	Electrical engineering technicians	0	
3114	Electronics and telecommunications engineering technicians	0	
3115	Mechanical engineering technicians	0	
3116	Chemical engineering technicians	0	
3117	Mining and metallurgical technicians	0	
3118	Draughtspersons	0	

**# b309: Main subject of the partners studies (see list of subjects) (W2)**

Value	Label	Cases	Percentage
3119	Physical and engineering science technicians not elsewhere classified	0	
3121	Computer assistants	0	
3122	Computer equipment operators	0	
3123	Industrial robot controllers	0	
3131	Photographers and image and sound recording equipment operators	0	
3132	Broadcasting and telecommunications equipment operators	0	
3133	Medical equipment operators	0	
3139	Optical and electronic equipment operators not elsewhere	0	
3141	Ships' engineers	0	
3142	Ships' deck officers and pilots	0	
3143	Aircraft pilots and related associate professionals	0	
3144	Air traffic controllers	0	
3145	Air traffic safety technicians	0	
3151	Building and fire inspectors	0	
3152	Safety, health and quality inspectors	0	
3211	Life science technicians	0	
3212	Agronomy and forestry technicians	0	
3213	Farming and forestry advisers	0	
3221	Medical assistants	0	
3222	Sanitarians	0	
3223	Dieticians and nutritionists	0	
3225	Dental assistants	0	
3226	Physiotherapists and related associate professionals	0	
3227	Veterinary assistants	0	
3228	Pharmaceutical assistants	0	
3229	Modern health associate professionals (except nursing)	0	
3231	Nursing associate professionals	0	
3232	Midwifery associate professionals	0	
3310	Primary education teaching associate professionals	0	
3320	Pre-primary education teaching associate professionals	0	
3330	Special education teaching associate professionals	0	
3417	Appraisers, valuers and auctioneers	0	
3419	Finance and sales associate professionals not elsewhere	0	
3421	Trade brokers	0	
3429	Business services agents and trade brokers not elsewhere classified	0	
3431	Administrative secretaries and related associate profes	0	
3432	Legal and related business associate professionals	0	
3433	Bookkeepers	0	
3434	Statistical, mathematical and related associate profess	0	
3443	Government social benefits officials	0	
3444	Government licensing officials	0	
3449	Customs, tax and related government associate professionals	0	
3450	Police inspectors and detectives	0	
3460	Social work associate professionals	0	



**# b309: Main subject of the partners studies (see list of subjects) (W2)**

















Value	Label	Cases	Percentage
3471	Decorators and commercial designers	0	
3473	Street, night-club and related musicians, singers and d	0	
3475	Athletes, sportspersons and related associate professionals	0	
3480	Religious associate professionals	0	
4111	Stenographers and typists	0	
4112	Word-processor and related operators	0	
4115	Secretaries	0	
4121	Accounting and bookkeeping clerks	0	
4122	Statistical and finance clerks	0	
4131	Stock clerks	0	
4132	Production clerks	0	
4141	Customs and border inspectors	0	
4190	Other office clerks	0	
4200	CUSTOMER SERVICES CLERKS	0	
4210	Cashiers, Tellers and Related Clerks	0	
4211	Cashiers and ticket clerks	0	
4212	Tellers and other counter clerks	0	
4215	Debt-collectors and related workers	0	
4223	Telephone switchboard operators	0	
5000	SERVICE WORKERS AND SHOP AND MARKET SALES WORKERS	0	
5100	PERSONAL AND PROTECTIVE SERVICES WORKERS	0	
5110	Travel Attendants and Related Workers	0	
5111	Travel attendants and travel stewards	0	
5122	Cooks	0	
5123	Waiters, waitresses and bartenders	0	
5132	Institution-based personal care workers	0	
5141	Hairdressers, barbers, beauticians and related workers	0	
5146	5146	0	
5149	Other personal services workers not elsewhere classifie	0	
5161	Fire-fighters	0	
5162	Police officers	0	
5220	Shop salespersons and demonstrators	0	
7111	Miners and quarry workers	0	
7112	Shotfirers and blasters	0	
7121	Builders, traditional materials	0	
7122	Bricklayers and stonemasons	0	
7123	Concrete placers, concrete finishers and related worker	0	
7124	Carpenters and joiners	0	
7129	Building frame and related trades workers not elsewhere	0	
7130	Building Finishers and Related Trades Workers	0	
7131	Roofers	0	
7132	Floor layers and tile setters	0	
7133	Plasterers	0	
7136	Plumbers and pipe fitters	0	

**# b309: Main subject of the partners studies (see list of subjects) (W2)**

Value	Label	Cases	Percentage
7137	Building and related electricians	0	
7141	Painters and related workers	0	
7211	Metal moulders and coremakers	0	
7212	Welders and flamecutters	0	
7214	Structural-metal preparers and erectors	0	
7222	Tool-makers and related workers	0	
7223	Machine-tool setters and setter-operators	0	
7224	Metal wheel-grinders, polishers and tool sharpeners	0	
7231	Motor vehicle mechanics and fitters	0	
7232	Aircraft engine mechanics and fitters	0	
7233	Agricultural- or industrial-machinery mechanics and fit	0	
7241	Electrical mechanics and fitters	0	
7242	Electronics fitters	0	
7244	Telegraph and telephone installers and servicers	0	
7245	Electrical line installers, repairers and cable jointer	0	
7311	Precision-instrument makers and repairers	0	
7313	Jewellery and precious-metal workers	0	
7324	Glass, ceramics and related decorative painters	0	
7331	Handicraft workers in wood and related materials	0	
7332	Handicraft workers in textile, leather and related mate	0	
7341	Compositors, typesetters and related workers	0	
7346	Silk-screen, block and textile printers	0	
7411	Butchers, fishmongers and related food preparers	0	
7412	Bakers, pastry-cooks and confectionery makers	0	
7413	Dairy-products makers	0	
7415	Food and beverage tasters and graders	0	
7416	Tobacco preparers and tobacco products makers	0	
7422	Cabinet makers and related workers	0	
7423	Woodworking machine setters and setter-operators	0	
7431	Fibre preparers	0	
7432	Weavers, knitters and related workers	0	
7433	Tailors, dressmakers and hatters	0	
7436	Sewers, embroiderers and related workers	0	
7441	Pelt dressers, tanners and fellmongers	0	
7442	Shoe-makers and related workers	0	
8112	Mineral-ore- and stone-processing-plant operators	0	
8121	Ore and metal furnace operators	0	
8122	Metal melters, casters and rolling-mill operators	0	
8131	Glass and ceramics kiln and related machine operators	0	
8139	Glass, ceramics and related plant operators not elsewhe	0	
8155	Petroleum- and natural-gas-refining-plant operators	0	
8159	Chemical-processing-plant operators not elsewhere classified	0	
8211	Machine-tool operators	0	
8231	Rubber-products machine operators	0	
8232	Plastic-products machine operators	0	

# b309: Main subject of the partners studies (see list of subjects) (W2)			
Value	Label	Cases	Percentage
8251	Printing-machine operators	0	
8262	Weaving- and knitting-machine operators	0	
8274	Baked-goods, cereal and chocolate-products machine operators	0	
8275	Fruit-, vegetable- and nut-processing-machine operators	0	
8277	Tea-, coffee-, and cocoa-processing-machine operators	0	
8281	Mechanical-machinery assemblers	0	
8282	Electrical-equipment assemblers	0	
8311	Locomotive-engine drivers	0	
8322	Car, taxi and van drivers	0	
8323	Bus and tram drivers	0	
8324	Heavy-truck and lorry drivers	0	
8331	Motorised farm and forestry plant operators	0	
8332	Earth-moving- and related plant operators	0	
8333	Crane, hoist and related plant operators	0	
997	does not know	0	
998	refusal	0	
999	not applicable/no response	0	
Sysmiss		1545	
<i>Warning: these figures indicate the number of cases found in the data file. They cannot be interpreted as summary statistics of the population of interest.</i>			
# b310: Have relationship to somebody without cohabitation (W2)			
Information	[Type= discrete] [Format=numeric] [Range= 1-99] [Missing=*/7/8/9]		
Statistics [NW/ W]	[Valid=1360 /-] [Invalid=1789 /-]		
Definition	Q 325.		
Universe	If R does NOT have a co-resident partner.		
Literal question	Are you currently having an intimate (couple) relationship with someone you're not living with? This may also be your spouse if he/she does not live together with you. Our survey does not only cover heterosexual relationships, but also same-sex relationships. If you have a partner of the same sex, please answer the following questions as well.		
Value	Label	Cases	Percentage
1	yes	193	<div><div></div></div> 14.2%
2	no	1167	<div><div></div></div> 85.8%
6	unknown	0	
7	does not know	0	
8	refusal	0	
9	no response/not applicable	0	
Sysmiss		1789	
<i>Warning: these figures indicate the number of cases found in the data file. They cannot be interpreted as summary statistics of the population of interest.</i>			
# b311m: Mnth starting relationship (W2)			
Information	[Type= discrete] [Format=numeric] [Range= 1-2401] [Missing=*/97/98/99]		
Statistics [NW/ W]	[Valid=174 /-] [Invalid=2975 /-]		
Definition	Q 326.  FRA, one additional value: "1501-winter".		
Universe	If R has a non-resident partner (code 1 on Q 325).		
Literal question	In what month and year did this relationship start?		














### # b311m: Mnth starting relationship (W2)

Value	Label	Cases	Percentage
1	January	17	 9.8%
2	February	12	 6.9%
3	March	22	 12.6%
4	April	14	 8.0%
5	May	13	 7.5%
6	June	11	 6.3%
7	July	10	 5.7%
8	August	13	 7.5%
9	September	13	 7.5%
10	October	10	 5.7%
11	November	8	 4.6%
12	December	11	 6.3%
21	winter months at the beginning of the year (January, February)	2	 1.1%
22	spring	4	 2.3%
23	summer	7	 4.0%
24	autumn	7	 4.0%
25	winter at the end of the year (December)	0	
1501	winter	0	
97	does not know	0	
98	refusal	0	
99	no response/not applicable	19	
Sysmiss		2956	

Warning: these figures indicate the number of cases found in the data file. They cannot be interpreted as summary statistics of the population of interest.










### # b311y: Yr starting relationship (W2)

Information	[Type= discrete] [Format=numeric] [Range= 1946-2401] [Missing=*/9997/9998/9999]
Statistics [NW/ W]	[Valid=181 /-] [Invalid=2968 /-]
Definition	Q 326.
Universe	If R has a non-resident partner (code 1 on Q 325).
Literal question	In what month and year did this relationship start?

Value	Label	Cases	Percentage
1950		1	 0.6%
1972		1	 0.6%
1973		1	 0.6%
1980		2	 1.1%
1981		1	 0.6%
1983		1	 0.6%
1984		2	 1.1%
1985		1	 0.6%
1986		1	 0.6%
1987		1	 0.6%
1988		2	 1.1%
1989		2	 1.1%
1990		1	 0.6%
1993		1	 0.6%

# b311y: Yr starting relationship (W2)			
Value	Label	Cases	Percentage
1994		2	<div><div></div></div> 1.1%
1995		2	<div><div></div></div> 1.1%
1996		2	<div><div></div></div> 1.1%
1998		5	<div><div></div></div> 2.8%
2000		4	<div><div></div></div> 2.2%
2001		3	<div><div></div></div> 1.7%
2002		6	<div><div></div></div> 3.3%
2003		7	<div><div></div></div> 3.9%
2004		10	<div><div></div></div> 5.5%
2005		11	<div><div></div></div> 6.1%
2006		26	<div><div></div></div> 14.4%
2007		57	<div><div></div></div> 31.5%
2008		28	<div><div></div></div> 15.5%
9997	does not know	0	
9998	refusal	0	
9999	no response/not applicable	12	
Sysmiss		2956	
Warning: these figures indicate the number of cases found in the data file. They cannot be interpreted as summary statistics of the population of interest.			
# b311AgeR: R's age at start of current relationship (With non-resident partner) (W2)			
Information	[Type= discrete] [Format=numeric] [Range= 0-9999] [Missing=*/997/998/999]		
Statistics [NW/ W]	[Valid=180 /-] [Invalid=2969 /-]		
Definition	Derived variable from Q 326.		
Universe	If R has a non-resident partner (code 1 on Q 325).		
Literal question	In what month and year did this relationship start?		
Notes	R's time of birth was deducted from HH grid. If information on the month of birth / month when started current relationship was missing, a 6 (june) was used in the calculation. Values 21-25 for month values are converted in the followig way: "Beginning of the Year" = "January-February"; "Spring" = "May"; "Summer" = "August"; "Autumn" = "October"; "End of Year" = "December".		
Value	Label	Cases	Percentage
0		1	<div><div></div></div> 0.6%
1		2	<div><div></div></div> 1.1%
2		1	<div><div></div></div> 0.6%
4		1	<div><div></div></div> 0.6%
5		1	<div><div></div></div> 0.6%
14		1	<div><div></div></div> 0.6%
15		2	<div><div></div></div> 1.1%
17		2	<div><div></div></div> 1.1%
18		7	<div><div></div></div> 3.9%
19		11	<div><div></div></div> 6.1%
20		10	<div><div></div></div> 5.6%
21		13	<div><div></div></div> 7.2%
22		10	<div><div></div></div> 5.6%
23		5	<div><div></div></div> 2.8%
24		6	<div><div></div></div> 3.3%
25		5	<div><div></div></div> 2.8%

# b311AgeR: R's age at start of current relationship (With non-resident partner) (W2)			
Value	Label	Cases	Percentage
26		4	2.2%
27		2	1.1%
28		4	2.2%
29		4	2.2%
30		3	1.7%
31		5	2.8%
32		3	1.7%
33		2	1.1%
34		2	1.1%
35		3	1.7%
36		3	1.7%
37		5	2.8%
38		3	1.7%
39		2	1.1%
40		2	1.1%
41		4	2.2%
42		6	3.3%
43		4	2.2%
44		4	2.2%
45		3	1.7%
46		2	1.1%
47		1	0.6%
48		3	1.7%
49		6	3.3%
50		1	0.6%
51		2	1.1%
52		2	1.1%
53		2	1.1%
54		1	0.6%
55		4	2.2%
56		1	0.6%
57		2	1.1%
60		1	0.6%
62		2	1.1%
65		2	1.1%
68		2	1.1%
997	does not know	0	
998	refusal	0	
999	no response/not applicable	12	
Sysmiss		2957	
Warning: these figures indicate the number of cases found in the data file. They cannot be interpreted as summary statistics of the population of interest.			
# b312a: Reason for living apart (W2)			
Information	[Type= discrete] [Format=numeric] [Range= 1-2401] [Missing=*/7/8/9]		
Statistics [NW/ W]	[Valid=185 /-] [Invalid=2964 /-]		
Definition	Q 327a.		

# b312a: Reason for living apart (W2)			
	Country-specific additional items: - AUS: "2401-No definite decision to live apart". - FRA: "1501-other reason".		
<b>Universe</b>	If R has a non-resident partner (code 1 on Q 325).		
<b>Pre-question</b>	Card 327a.		
<b>Literal question</b>	Are you living apart because you and/or your partner want to or because circumstances prevent you from living together?		
Value	Label	Cases	Percentage
1	R wants to live apart	24	 13.0%
2	both partner and R want to leave apart	54	 29.2%
3	partner wants to live apart	5	 2.7%
4	constrained to live apart by circumstances	102	 55.1%
1501	other reason	0	
2401	No definite decision to live apart	0	
7	does not know	0	
8	refusal	0	
9	no response/not applicable	8	
Sysmiss		2956	
<i>Warning: these figures indicate the number of cases found in the data file. They cannot be interpreted as summary statistics of the population of interest.</i>			
# b312b: R's reason for living apart (most important one)			
<b>Information</b>	[Type= discrete] [Format=numeric] [Range= 1-5] [Missing=*/7/8/9]		
<b>Statistics [NW/ W]</b>	[Valid=78 /-] [Invalid=3071 /-]		
<b>Definition</b>	Q 327b.		
<b>Universe</b>	If code 1 or 2 on Q 327.a		
<b>Pre-question</b>	Card 327b.		
<b>Literal question</b>	Why do you (R) want to live apart? Please choose the most important reason.		
Value	Label	Cases	Percentage
1	for financial reasons	7	 9.0%
2	to keep independence	39	 50.0%
3	because of children	4	 5.1%
4	not yet ready for living together	17	 21.8%
5	other	11	 14.1%
7	does not know	0	
8	refusal	0	
9	no response/not applicable	0	
Sysmiss		3071	
<i>Warning: these figures indicate the number of cases found in the data file. They cannot be interpreted as summary statistics of the population of interest.</i>			
# b312c: Partner's reason for living apart (most important one)			
<b>Information</b>	[Type= discrete] [Format=numeric] [Range= 1-5] [Missing=*/7/8/9]		
<b>Statistics [NW/ W]</b>	[Valid=55 /-] [Invalid=3094 /-]		
<b>Definition</b>	Q 327c.		
<b>Universe</b>	If code 3 on Q 327.a		
<b>Pre-question</b>	Card 327c.		
<b>Literal question</b>	Why does your partner want to live apart? Please choose the most important reason.		

# b312c: Partner's reason for living apart (most important one)			
Value	Label	Cases	Percentage
1	for financial reasons	2	<div><div></div></div> 3.6%
2	to keep independence	25	<div><div></div></div> 45.5%
3	because of children	5	<div><div></div></div> 9.1%
4	not yet ready for living together	15	<div><div></div></div> 27.3%
5	other	8	<div><div></div></div> 14.5%
7	does not know	0	
8	refusal	0	
9	no response/not applicable	4	
Sysmiss		3090	
Warning: these figures indicate the number of cases found in the data file. They cannot be interpreted as summary statistics of the population of interest.			
# b312d: Circumstances for living apart (most important one) (W2)			
Information	[Type= discrete] [Format=numeric] [Range= 1-6] [Missing=*/7/8/9]		
Statistics [NW/ W]	[Valid=62 /-] [Invalid=3087 /-]		
Definition	Q 327d.		
Universe	If code 4 on Q 327.a		
Pre-question	Card 327d.		
Literal question	By which circumstances? Please choose the most important circumstances.		
Value	Label	Cases	Percentage
1	work circumstances	9	<div><div></div></div> 14.5%
2	financial circumstances	7	<div><div></div></div> 11.3%
3	housing circumstances	36	<div><div></div></div> 58.1%
4	legal circumstances	6	<div><div></div></div> 9.7%
5	my partner has another family	4	<div><div></div></div> 6.5%
6	other	0	
7	does not know	0	
8	refusal	0	
9	no response/not applicable	40	
Sysmiss		3047	
Warning: these figures indicate the number of cases found in the data file. They cannot be interpreted as summary statistics of the population of interest.			
# b313: Sex of the non-resident partner			
Information	[Type= discrete] [Format=numeric] [Range= 1-2] [Missing=*/7/8/9]		
Statistics [NW/ W]	[Valid=191 /-] [Invalid=2958 /-]		
Definition	Q 328.		
Universe	If R has a non-resident partner (code 1 on Q 325)		
Literal question	Please tell me whether your partner is male of female.		
Value	Label	Cases	Percentage
1	male	97	<div><div></div></div> 50.8%
2	female	94	<div><div></div></div> 49.2%
7	does not know	0	
8	refusal	0	
9	no response/not applicable	2	
Sysmiss		2956	
Warning: these figures indicate the number of cases found in the data file. They cannot be interpreted as summary statistics of the population of interest.			



# bn314: Ever lived together with non-resident partner			
Information	[Type= discrete] [Format=numeric] [Range= 1-99] [Missing=*/7/8/9]		
Statistics [NW/ W]	[Valid=185 /-] [Invalid=2964 /-]		
Definition	Q 329.		
Universe	If R has a same-sex partner.		
Literal question	Have you ever lived together with him/her?		
Value	Label	Cases	Percentage
1	yes	24	<div><div></div></div> 13.0%
2	no	161	<div><div></div></div> 87.0%
6	unknown	0	
7	does not know	0	
8	refusal	0	
9	no response/not applicable	8	
Sysmiss		2956	
Warning: these figures indicate the number of cases found in the data file. They cannot be interpreted as summary statistics of the population of interest.			
# b315m: Mnth of birth non-resident partner (W2)			
Information	[Type= discrete] [Format=numeric] [Range= 1-2401] [Missing=*/97/98/99]		
Statistics [NW/ W]	[Valid=181 /-] [Invalid=2968 /-]		
Definition	Q 330. FRA, one additional item "1501-winter".		
Universe	If R has a non-resident partner (code 1 on Q 325).		
Literal question	In what month and year was your partner/spouse born?		
Value	Label	Cases	Percentage
1	January	16	<div><div></div></div> 8.8%
2	February	12	<div><div></div></div> 6.6%
3	March	16	<div><div></div></div> 8.8%
4	April	23	<div><div></div></div> 12.7%
5	May	15	<div><div></div></div> 8.3%
6	June	19	<div><div></div></div> 10.5%
7	July	10	<div><div></div></div> 5.5%
8	August	14	<div><div></div></div> 7.7%
9	September	10	<div><div></div></div> 5.5%
10	October	10	<div><div></div></div> 5.5%
11	November	14	<div><div></div></div> 7.7%
12	December	13	<div><div></div></div> 7.2%
21	winter months at the beginning of the year (January, February)	3	<div><div></div></div> 1.7%
22	spring	2	<div><div></div></div> 1.1%
23	summer	2	<div><div></div></div> 1.1%
24	autumn	2	<div><div></div></div> 1.1%
25	winter at the end of the year (December)	0	
1501	winter	0	
97	does not know	0	
98	refusal	0	
99	no response/not applicable	12	
Sysmiss		2956	

# b315m: Mnth of birth non-resident partner (W2)			
<i>Warning: these figures indicate the number of cases found in the data file. They cannot be interpreted as summary statistics of the population of interest.</i>			
# b315y: Yr of birth non-resident partner (W2)			
Information	[Type= discrete] [Format=numeric] [Range= 1920-2401] [Missing=*/9997/9998/9999]		
Statistics [NW/ W]	[Valid=183 /-] [Invalid=2966 /-]		
Definition	Q 330.		
Universe	If R has a non-resident partner (code 1 on Q 325).		
Literal question	In what month and year was your partner/spouse born?		
Value	Label	Cases	Percentage
1921		1	0.5%
1932		1	0.5%
1933		1	0.5%
1937		2	1.1%
1938		1	0.5%
1940		2	1.1%
1942		1	0.5%
1943		4	2.2%
1944		1	0.5%
1947		1	0.5%
1948		3	1.6%
1949		4	2.2%
1950		1	0.5%
1951		2	1.1%
1952		2	1.1%
1953		1	0.5%
1954		4	2.2%
1955		2	1.1%
1956		4	2.2%
1957		2	1.1%
1958		3	1.6%
1959		1	0.5%
1960		1	0.5%
1961		1	0.5%
1962		4	2.2%
1963		3	1.6%
1964		4	2.2%
1965		2	1.1%
1966		2	1.1%
1967		3	1.6%
1968		1	0.5%
1969		3	1.6%
1970		6	3.3%
1972		7	3.8%
1973		3	1.6%
1974		3	1.6%
1975		6	3.3%

## # b315y: Yr of birth non-resident partner (W2)

Value	Label	Cases	Percentage
1976		6	3.3%
1977		3	1.6%
1978		4	2.2%
1979		2	1.1%
1980		7	3.8%
1981		5	2.7%
1982		8	4.4%
1983		7	3.8%
1984		7	3.8%
1985		7	3.8%
1986		9	4.9%
1987		10	5.5%
1988		9	4.9%
1989		3	1.6%
1990		3	1.6%
9997	does not know	0	
9998	refusal	0	
9999	no response/not applicable	10	
Sysmiss		2956	

Warning: these figures indicate the number of cases found in the data file. They cannot be interpreted as summary statistics of the population of interest.

## # b315AgeP: Non resident partner's age at time of interview (W2)

<b>Information</b>	[Type= discrete] [Format=numeric] [Range= 10-9999] [Missing=*/997/998/999]
<b>Statistics [NW/ W]</b>	[Valid=183 /-] [Invalid=2966 /-]
<b>Definition</b>	Derived variable from Q 330.
<b>Universe</b>	If R has a non-resident partner (code 1 on Q 325).
<b>Literal question</b>	In what month and year was your partner/spouse born?
<b>Notes</b>	Partner's time of birth was taken from b315y and b315m. If information on partner's month of birth / month was missing, a 6 (june) was used in the calculation. Values 21-25 for month values are converted in the followig way: "Beginning of the Year" = "January-February"; "Spring" = "May"; "Summer" = "August"; "Autumn" = "October"; "End of Year" = "December".

Value	Label	Cases	Percentage
18		3	1.6%
19		3	1.6%
20		9	4.9%
21		10	5.5%
22		9	4.9%
23		7	3.8%
24		7	3.8%
25		7	3.8%
26		8	4.4%
27		5	2.7%
28		7	3.8%
29		2	1.1%
30		4	2.2%
31		3	1.6%

# b315AgeP: Non resident partner's age at time of interview (W2)			
Value	Label	Cases	Percentage
32		6	<div></div> 3.3%
33		6	<div></div> 3.3%
34		3	<div></div> 1.6%
35		3	<div></div> 1.6%
36		7	<div></div> 3.8%
38		5	<div></div> 2.7%
39		4	<div></div> 2.2%
40		1	<div></div> 0.5%
41		3	<div></div> 1.6%
42		2	<div></div> 1.1%
43		2	<div></div> 1.1%
44		4	<div></div> 2.2%
45		3	<div></div> 1.6%
46		4	<div></div> 2.2%
47		1	<div></div> 0.5%
48		1	<div></div> 0.5%
49		1	<div></div> 0.5%
50		3	<div></div> 1.6%
51		2	<div></div> 1.1%
52		4	<div></div> 2.2%
53		2	<div></div> 1.1%
54		4	<div></div> 2.2%
55		1	<div></div> 0.5%
56		2	<div></div> 1.1%
57		2	<div></div> 1.1%
58		1	<div></div> 0.5%
59		4	<div></div> 2.2%
60		3	<div></div> 1.6%
61		1	<div></div> 0.5%
64		1	<div></div> 0.5%
65		4	<div></div> 2.2%
66		1	<div></div> 0.5%
68		2	<div></div> 1.1%
70		1	<div></div> 0.5%
71		2	<div></div> 1.1%
75		1	<div></div> 0.5%
76		1	<div></div> 0.5%
87		1	<div></div> 0.5%
997	does not know	0	
998	refusal	0	
999	no response/not applicable	0	
Sysmiss		2966	
Warning: these figures indicate the number of cases found in the data file. They cannot be interpreted as summary statistics of the population of interest.			
# b316a: Is non-resident partner born in the country			
Information	[Type= discrete] [Format=numeric] [Range= 1-99] [Missing=*/7/8/9]		

# b316a: Is non-resident partner born in the country			
Statistics [NW/ W]	[Valid=193 -] [Invalid=2956 -]		
Definition	Q 331.		
Universe	If R has a non-resident partner (code 1 on Q 325)		
Literal question	Was your partner/spouse born in [COUNTRY]?		
Value	Label	Cases	Percentage
1	yes	183	94.8%
2	no	10	5.2%
6	unknown	0	
7	does not know	0	
8	refusal	0	
9	no response/not applicable	0	
Sysmiss		2956	
Warning: these figures indicate the number of cases found in the data file. They cannot be interpreted as summary statistics of the population of interest.			
# b316b: Country of birth non-resident partner			
Information	[Type= continuous] [Format=numeric] [Range= 4-24003] [Missing=*/9997/9998/9999]		
Statistics [NW/ W]	[Valid=10 -] [Invalid=3139 -]		
Definition	<p>Q 331.b.</p> <p>- DEU, five additional values: "1401-EU 15 (except Germany)", "1402-new EU member (2004)", "1403-Russia/CIS", "1404-other European country", "1405-other European countries".</p> <p>- FRA, five specific values "1501-European Union 25", "1502-other European countries", "1503-Maghreb", "1504-other African countries", "1505-Other".</p>		
Universe	If code 2 on Q 331.a		
Literal question	In which country was he/she born?		
Value	Label	Cases	Percentage
4	Afghanistan	0	
8	Albania	0	
24	Angola	0	
40	Austria	0	
56	Belgium	0	
70	Bosnia and Herzegovina	0	
76	Brazil	0	
100	Bulgaria	0	
112	Belarus	0	
124	Canada	0	
132	Cape Verde	0	
191	Croatia	0	
196	Cyprus	0	
203	Czech Republic	2	20.0%
208	Denmark	0	
233	Estonia	0	
250	France	0	
276	Germany	2	20.0%
300	Greece	0	
348	Hungary	0	

# b316b: Country of birth non-resident partner			
Value	Label	Cases	Percentage
356	India	0	
360	Indonesia	0	
372	Ireland	0	
376	Israel	0	
380	Italy	0	
442	Luxembourg	0	
484	Mexico	0	
498	Moldova	0	
528	Netherlands	0	
530	Netherlands Antilles	0	
566	Nigeria	0	
616	Poland	1	10.0%
620	Portugal	0	
642	Romania	0	
643	Russian Federation	1	10.0%
686	Senegal	0	
688	Serbia	1	10.0%
703	Slovakia	3	30.0%
704	Viet Nam	0	
705	Slovenia	0	
724	Spain	0	
740	Suriname	0	
792	Turkey	0	
804	Ukraine	0	
807	The former Yugoslav Republic of Macedonia	0	
818	Egypt	0	
826	United Kingdom of Great Britain and Northern Ireland	0	
840	United States of America	0	
999	other	0	
1401	EU 15 (except Germany)	0	
1402	new EU member (2004)	0	
1403	Russia/CIS	0	
1404	other European country	0	
1405	other non- european country	0	
1501	European Union 25	0	
1502	other European countries	0	
1503	Maghreb	0	
1504	other African countries	0	
1505	other	0	
9997	does not know	0	
9998	refusal	0	
9999	no response/not applicable	0	
Warning: these figures indicate the number of cases found in the data file. They cannot be interpreted as summary statistics of the population of interest.			
# b316cm: Mnth of permanent residence in the country			
Information	[Type= discrete] [Format=numeric] [Range= 1-2401] [Missing=*/97/98/99]		

# b316cm: Mnth of permanent residence in the country			
Statistics [NW/ W]	[Valid=5 /-] [Invalid=3144 /-]		
Definition	Q 331.c.		
Universe	If code 2 on Q 331.a		
Literal question	In what month and year did he/she first start living permanently in [COUNTRY]?		
Value	Label	Cases	Percentage
1	January	2	40.0%
2	February	0	
3	March	0	
4	April	0	
5	May	1	20.0%
6	June	0	
7	July	0	
8	August	1	20.0%
9	September	1	20.0%
10	October	0	
11	November	0	
12	December	0	
21	winter months at the beginning of the year (January, February)	0	
22	spring	0	
23	summer	0	
24	autumn	0	
25	winter at the end of the year (December)	0	
97	does not know	0	
98	refusal	0	
99	no response/not applicable	5	
Sysmiss		3139	
Warning: these figures indicate the number of cases found in the data file. They cannot be interpreted as summary statistics of the population of interest.			
# b316cy: Yr of permanent residence in the country			
Information	[Type= continuous] [Format=numeric] [Range= 1922-2401] [Missing=*/9997/9998/9999]		
Statistics [NW/ W]	[Valid=8 /-] [Invalid=3141 /-]		
Definition	Q 331.c.		
Universe	If code 2 on Q 331.a		
Literal question	In what month and year did he/she first start living permanently in [COUNTRY]?		
Value	Label	Cases	Percentage
9997	does not know	0	
9998	refusal	0	
9999	no response/not applicable	2	
Warning: these figures indicate the number of cases found in the data file. They cannot be interpreted as summary statistics of the population of interest.			
# b316cAgeP: Partner's age at start of permanent residence (non-resident partner)			
Information	[Type= discrete] [Format=numeric] [Range= 1-9999] [Missing=*/997/998/999]		
Statistics [NW/ W]	[Valid=8 /-] [Invalid=3141 /-]		
Definition	Q 331.c.		
Universe	If code 2 on Q 331.a		

# b316cAgeP: Partner's age at start of permanent residence (non-resident partner)			
<b>Literal question</b>	In what month and year did he/she first start living permanently in [COUNTRY]?		
<b>Notes</b>	Non Resident Partner's time of birth was deducted from the answer to Q 330. If information on the month of birth / month of starting permanent residence was missing, a 6 (june) was used in the calculation. Values 21-25 for month values are converted in the followig way: "Beginning of the Year" = "January-February"; "Spring" = "May"; "Summer" = "August"; "Autumn" = "October"; "End of Year" = "December".		
Value	Label	Cases	Percentage
1		2	<div><div></div></div> 25.0%
8		1	<div><div></div></div> 12.5%
12		1	<div><div></div></div> 12.5%
22		1	<div><div></div></div> 12.5%
30		1	<div><div></div></div> 12.5%
31		1	<div><div></div></div> 12.5%
34		1	<div><div></div></div> 12.5%
997	does not know	0	
998	refusal	0	
999	no response/not applicable	2	
Sysmiss		3139	
<i>Warning: these figures indicate the number of cases found in the data file. They cannot be interpreted as summary statistics of the population of interest.</i>			
# b321: Highest education level of non-resident partner (country-spec. list)			
<b>Information</b>	[Type= discrete] [Format=numeric] [Range= 0-2402] [Missing=*/97/98/99]		
<b>Statistics [NW/ W]</b>	[Valid=193 -/] [Invalid=2956 -/]		
<b>Definition</b>	<p>Q 332.</p> <p>Country-specific additional values:</p> <ul style="list-style-type: none"> <li>- AUS: "2401 - Certificate/Trade certificate", "2402 - Post-graduate degree".</li> <li>- BGR: "1101 - secondary education level (all kinds)".</li> <li>- DEU: "1401 - still pupil", "1402 - still in training", "1403 - other education".</li> </ul> <p>Only country-specific values:</p> <ul style="list-style-type: none"> <li>- FRA: "1501 - 0-isc97", "1502 - 1-2-isc97", "1503 - 3a- ISCED 97", "1504 - 3b-ISCED 97", "1505 - 3c- ISCED 97", "1506 - 5a-6-ISCED 97", "1507 - 5b-ISCED 97".</li> </ul>		
<b>Universe</b>	If R has a non-resident partner (code 1 on Q 325)		
<b>Literal question</b>	What is the highest level of education your partner/spouse has successfully completed?		
Value	Label	Cases	Percentage
0	isc9d 0 - pre-primary education	0	
1	isc9d 1 - primary level	0	
2	isc9d 2 - lower secondary level	14	<div><div></div></div> 7.3%
3	isc9d 3 - upper secondary level	138	<div><div></div></div> 71.5%
4	isc9d 4 - post secondary non-tertiary	8	<div><div></div></div> 4.1%
5	isc9d 5 - first stage of tertiary	10	<div><div></div></div> 5.2%
6	isc9d 6 - second stage of tertiary	23	<div><div></div></div> 11.9%
1101	secondary education level (all kinds)	0	
1401	still pupil	0	
1402	still in training	0	
1403	other education	0	
1501	0-ISCED 97	0	
1502	1-2-ISCED 97	0	
1503	3a- ISCED 97	0	



### # b321: Highest education level of non-resident partner (country-spec. list)

Value	Label	Cases	Percentage
1504	3b-ISCED 97	0	
1505	3c- ISCED 97	0	
1506	5a-6-ISCED 97	0	
1507	5b-ISCED 97	0	
2401	Certificate/Trade certificate	0	
2402	Post-graduate degree	0	
97	does not know	0	
98	refusal	0	
99	no response/not applicable	0	
Sysmiss		2956	

Warning: these figures indicate the number of cases found in the data file. They cannot be interpreted as summary statistics of the population of interest.

### # b322: Main subject of non-resident partner's studies (see list of subjects)

Information	[Type= continuous] [Format=numeric] [Range= 0-2830] [Missing=*/997/998/999]
Statistics [NW/ W]	[Valid=179 -/] [Invalid=2970 -/]
Definition	<p>Q 333.</p> <p>- CZE, 30 country specific values: "2801-Computer Systems and Informatics", "2802-Life sciences other disciplines (geology, geography, chemistry, biology, protection)", "2803-Mining, metallurgy", "2804-Engineering and other metal workshop production", "2805-Electrical engineering", "2806-silicate chemistry, technical chemistry", "2807-Food industry", "2808-Textiles, leather, plastic, and rubber production", "2809-processing of wood and production and repair of musical instruments", "2810-Printing, paper processing, film and photography", "2811-Architecture, construction, geodesy, cartography, spatial planning", "2812-Transport, post and telecommunications", "2813-Special technological disciplines (hydrology, energy)", "2814-Agriculture &amp; forestry", "2815-Veterinary sciences", "2816-Medical science and health (doctor, dentists, hygienists nurse)", "2817-Pharmaceutical industries", "2818-Humanities &amp; social sciences (philosophy, theology, sociology, political science)", "2819-Historical science, archeology", "2820-Business and economics (banking, management)", "2821-Economics and organization (technical administration, hotel school, family business)", "2822-Economics and Services", "2823-Law", "2824-Teaching", "2826-Arts (cultural studies, literary science, art history of arts)", "2827-Applied arts and handicraft (music, dance, film)", "2828-Military", "2829-Police", "2830-Other industries",</p> <p>- FRA 15 country specific values "1510 - General", "1511 - Mathematics and Sciences", "1512 - Human Sciences", "1513 - Literature and arts", "1520 - technology of production", "1521 - Agriculture, fishing, environment", "1522 - Transformation industry", "1523 - construction, wood", "1524 - Matériaux souples", "1525 - Mecanic, electricity, electronic", "1531 - Trade and management", "1532 - Communication and information", "1533 - Services to persons", "1534 - Public Services", "1541 - Individual capabilities.</p> <p>- AUT, 14 country-specific values.</p>
Universe	If R has a non-resident partner (code 1 on Q 325)
Literal question	What was the main subject matter of these studies?

Value	Label	Cases	Percentage
0	General programmes	0	
1	Basic programmes	0	
2	Humanities and Arts	0	
3	Social Sciences, business and law	0	
4	Science	0	
5	Engineering, manufacturing and construction	0	
6	Agriculture	0	
7	Health and Welfare	0	
8	Services	0	
9	Personal development	0	
14	Teacher training and education science	0	
21	Arts	0	

**# b322: Main subject of non-resident partner's studies (see list of subjects)**

Value	Label	Cases	Percentage
22	Humanities	0	
31	Social and behavioural science	0	
32	Journalism and information	0	
34	Business and administration	0	
38	Law	0	
42	Life sciences	0	
44	Physical sciences	0	
46	Mathematics and statistics	0	
48	Computing	0	
52	Engineering and engineering trades	0	
54	Manufacturing and processing	0	
58	Architecture and building	0	
62	Agriculture, forestry and fishery	0	
64	Veterinary	0	
72	Health	0	
76	Social services	0	
81	Personal services	0	
84	Transport services	0	
85	Environmental protection	0	
86	Security services	0	
1510	General	0	
1511	Mathematics and Sciences	0	
1512	Human Sciences	0	
1513	Literature and arts	0	
1520	tecnhology of production	0	
1521	Agriculture, fishing, environment	0	
1522	Transformation industry	0	
1523	construction, wood	0	
1524	Matériaux souples	0	
1525	Mecanic, electricity, electronic	0	
1531	Trade and management	0	
1532	Communication and information	0	
1533	Services to persons	0	
1534	Public Services	0	
1541	Individual capabilities	0	
2101	general programmes	0	
2102	teacher training and education science	0	
2103	humanities, languages and arts	0	
2104	foreign languages	0	
2105	social sciences, business and law	0	
2107	life science (including biology environmental science)	0	
2108	physical science (including physics, chemistry and earth sci	0	
2109	mathematics and statistics	0	
2110	computer science	0	
2111	engineering, manufacturing and construction	0	

**# b322: Main subject of non-resident partner's studies (see list of subjects)**

Value	Label	Cases	Percentage
2112	agriculture and veterinary	0	
2113	health and welfare	0	
2114	services	0	
2141	Architects, town and traffic planners	0	
2142	Civil engineers	0	
2143	Electrical engineers	0	
2145	Mechanical engineers	0	
2146	Chemical engineers	0	
2149	Architects, engineers and related professionals not elsewhere classified	0	
2211	Biologists, botanists, zoologists and related professionals	0	
2212	Pharmacologists, pathologists and related professionals	0	
2213	Agronomists and related professionals	0	
2221	Medical doctors	0	
2223	Veterinarians	0	
2224	Pharmacists	0	
2320	Secondary education teaching professionals	0	
2419	Business professionals not elsewhere classified	0	
2429	Legal professionals not elsewhere classified	0	
2441	Economists	0	
2444	Philologists, translators and interpreters	0	
2455	Film, stage and related actors and directors	0	
2460	Religious professionals	0	
2801	Computer Systems and Informatics	2	1.1%
2802	Life sciences other disciplines (geology, geography, chemistry, biology, protection)	3	1.7%
2803	Mining, metallurgy	2	1.1%
2804	Engineering and other metal workshop production	23	12.8%
2805	Electrical engineering	13	7.3%
2806	silicate chemistry, technical chemistry	4	2.2%
2807	Food industry	15	8.4%
2808	Textiles, leather, plastic, and rubber production	3	1.7%
2809	processing of wood and production and repair of musical instruments	3	1.7%
2810	Printing, paper processing, film and photography	1	0.6%
2811	Architecture, construction, geodesy, cartography, spatial planning	9	5.0%
2812	Transport, post and telecommunications	8	4.5%
2813	Special technological disciplines (hydrology, energy)	1	0.6%
2814	Agriculture & forestry	3	1.7%
2815	Veterinary sciences	0	
2816	Medical science and health (doctor, dentists, hygienists nurse)	8	4.5%
2817	Pharmaceutical industries	1	0.6%
2818	Humanities & social sciences (philosophy, theology, sociology, political science)	4	2.2%
2819	Historical science, archeology	1	0.6%
2820	Business and economics (banking, management)	21	11.7%

# b322: Main subject of non-resident partner's studies (see list of subjects)			
Value	Label	Cases	Percentage
2821	Economics and organization (technical administration, hotel school, family business)	9	<div><div></div></div> 5.0%
2822	Economics and Services	10	<div><div></div></div> 5.6%
2823	Law	0	
2824	Teaching	6	<div><div></div></div> 3.4%
2825	Culture	0	
2826	Arts (cultural studies, literary science, art history of arts)	1	<div><div></div></div> 0.6%
2827	Applied arts and handicraft (music, dance, film)	3	<div><div></div></div> 1.7%
2828	Military	0	
2829	Police	2	<div><div></div></div> 1.1%
2830	Other industries	23	<div><div></div></div> 12.8%
3112	Civil engineering technicians	0	
3114	Electronics and telecommunications engineering technicians	0	
3116	Chemical engineering technicians	0	
3119	Physical and engineering science technicians not elsewhere classified	0	
3231	Nursing associate professionals	0	
3320	Pre-primary education teaching associate professionals	0	
3330	Special education teaching associate professionals	0	
3433	Bookkeepers	0	
3450	Police inspectors and detectives	0	
5122	Cooks	0	
5146	5146	0	
5149	Other personal services workers not elsewhere classified	0	
7133	Plasterers	0	
997	does not know	0	
998	refusal	0	
999	not applicable/no response	0	
<i>Warning: these figures indicate the number of cases found in the data file. They cannot be interpreted as summary statistics of the population of interest.</i>			
# b323: Current activity of non-resident partner			
Information	[Type= discrete] [Format=numeric] [Range= 1-2401] [Missing=*/97/98/99]		
Statistics [NW/ W]	[Valid=185 /-] [Invalid=2964 /-]		
Definition	Q 334.  Country-specific additional values: - AUS: "2401-on maternity leave, parental leave or child-care leave". - DEU: "1401-maternity/parental leave", "1402-employed or self-employed". - FRA: "1501-in apprenticeship or paid training", "1502-employed or self-employed". - GEO: "1301-on maternity leave, parental leave or child-care leave".		
Universe	If R has a non-resident partner (code 1 on Q 325)		
Pre-question	Card 104: Activity.		
Literal question	Show Which of the items on the card best describes what he/she is mainly doing at present?		
Value	Label	Cases	Percentage
1	student, in school, in vocational training	34	<div><div></div></div> 18.4%
2	employed	103	<div><div></div></div> 55.7%
3	self-employed	20	<div><div></div></div> 10.8%

# b323: Current activity of non-resident partner			
Value	Label	Cases	Percentage
4	helping family member in a family business or farm	0	
5	unemployed	7	3.8%
6	retired	14	7.6%
7	in military or social service	0	
8	homemaker	0	
9	maternity leave	0	
10	parental leave, care leave	0	
11	ill or disabled for a long time or permanently	6	3.2%
12	other status	1	0.5%
1301	on maternity leave, parental leave or child-care leave	0	
1401	maternity/parental leave	0	
1402	employed or self-employed	0	
1501	in apprenticeship or paid training	0	
1502	employed or self-employed	0	
2401	employed or self-employed	0	
97	does not know	0	
98	refusal	0	
99	no response/not applicable	8	
Sysmiss		2956	
Warning: these figures indicate the number of cases found in the data file. They cannot be interpreted as summary statistics of the population of interest.			
# b324h: Time distance (hrs) to partner's residence			
Information	[Type= discrete] [Format=numeric] [Range= 0-9999] [Missing=*/997/998/999]		
Statistics [NW/ W]	[Valid=185 -/] [Invalid=2964 -/]		
Definition	Q 335.		
Universe	If R has a non-resident partner (code 1 on Q 325)		
Literal question	How long does it take to get from your home to where he/she is living at present?		
Value	Label	Cases	Percentage
0		142	76.8%
1		23	12.4%
2		6	3.2%
3		4	2.2%
4		2	1.1%
5		7	3.8%
13		1	0.5%
997	does not know	0	
998	refusal	0	
999	no response/not applicable	8	
Sysmiss		2956	
Warning: these figures indicate the number of cases found in the data file. They cannot be interpreted as summary statistics of the population of interest.			
# b324hour: Time distance to partner's residence in hours			
Information	[Type= continuous] [Format=numeric] [Range= 0-99] [Missing=*/997/998/999]		
Statistics [NW/ W]	[Valid=185 -/] [Invalid=2964 -/]		
Definition	Derived variable from Q 335.		

# b324hour: Time distance to partner's residence in hours			
Universe	If R has a non-resident partner (code 1 on Q 325)		
Literal question	How long does it take to get from your home to where he/she is living at present?		
Notes	Variable consolidated using b324h b324t (Q 335). Values have been rounded to 1/10 of an hour; values exceeding 1 have been rounded to the nearest hour.		
Value	Label	Cases	Percentage
997	does not know	0	
998	refusal	0	
999	no response/not applicable	8	
Warning: these figures indicate the number of cases found in the data file. They cannot be interpreted as summary statistics of the population of interest.			
# b324t: Time distance (mins) to partner's residence			
Information	[Type= discrete] [Format=numeric] [Range= 0-999] [Missing=*/97/98/99]		
Statistics [NW/ W]	[Valid=185 -/] [Invalid=2964 -/]		
Definition	Q 335.		
Universe	If R has a non-resident partner (code 1 on Q 325)		
Literal question	How long does it take to get from your home to where he/she is living at present?		
Value	Label	Cases	Percentage
0		25	<div></div> 13.5%
2		2	<div></div> 1.1%
3		3	<div></div> 1.6%
4		1	<div></div> 0.5%
5		11	<div></div> 5.9%
7		1	<div></div> 0.5%
10		16	<div></div> 8.6%
12		1	<div></div> 0.5%
15		23	<div></div> 12.4%
20		20	<div></div> 10.8%
25		4	<div></div> 2.2%
28		1	<div></div> 0.5%
30		50	<div></div> 27.0%
35		2	<div></div> 1.1%
40		12	<div></div> 6.5%
45		10	<div></div> 5.4%
49		1	<div></div> 0.5%
50		2	<div></div> 1.1%
997	does not know	0	
998	refusal	0	
999	no response/not applicable	0	
97	does not know	0	
98	refusal	0	
99	no response/not applicable	8	
Sysmiss		2956	
Warning: these figures indicate the number of cases found in the data file. They cannot be interpreted as summary statistics of the population of interest.			
# b325: Number of meetings with non-resident partner (W2)			
Information	[Type= discrete] [Format=numeric] [Range= 0-9999] [Missing=*/97/98/99]		

# b325: Number of meetings with non-resident partner (W2)			
Statistics [NW/ W]	[Valid=193 -] [Invalid=2956 -]		
Definition	Q 336.		
Universe	If R has a non-resident partner (code 1 on Q 325)		
Literal question	How often do you see him/her?		
Value	Label	Cases	Percentage
1		24	<div><div></div></div> 12.4%
2		26	<div><div></div></div> 13.5%
3		34	<div><div></div></div> 17.6%
4		30	<div><div></div></div> 15.5%
5		23	<div><div></div></div> 11.9%
6		8	<div><div></div></div> 4.1%
7		36	<div><div></div></div> 18.7%
10		3	<div><div></div></div> 1.6%
20		1	<div><div></div></div> 0.5%
999		8	<div><div></div></div> 4.1%
97	does not know	0	
98	refusal	0	
99	no response/not applicable	0	
Sysmiss		2956	
Warning: these figures indicate the number of cases found in the data file. They cannot be interpreted as summary statistics of the population of interest.			
# b325mnth: Number of meetings with non-resident partner per month (W2)			
Information	[Type= discrete] [Format=numeric] [Range= 0-30] [Missing=*/99999997/99999998/99999999]		
Statistics [NW/ W]	[Valid=182 -] [Invalid=2967 -] [Mean=15.062 -] [StdDev=8.756 -]		
Definition	Derived variable from Q 336.		
Universe	If R has a non-resident partner (code 1 on Q 325)		
Literal question	How often do you see him/her?		
Notes	Frequencies per week and year were converted into frequency per month. Values have been rounded to 1/10; values exceeding 1 have been rounded to the nearest integer.		
Value	Label	Cases	Percentage
0.3		1	<div><div></div></div> 0.5%
1		5	<div><div></div></div> 2.7%
2		8	<div><div></div></div> 4.4%
3		3	<div><div></div></div> 1.6%
4		19	<div><div></div></div> 10.4%
5		1	<div><div></div></div> 0.5%
8		18	<div><div></div></div> 9.9%
10		1	<div><div></div></div> 0.5%
12		31	<div><div></div></div> 17.0%
16		29	<div><div></div></div> 15.9%
20		22	<div><div></div></div> 12.1%
24		8	<div><div></div></div> 4.4%
28		36	<div><div></div></div> 19.8%
99999997	does not know	0	
99999998	refusal	0	

# b325mnth: Number of meetings with non-resident partner per month (W2)			
Value	Label	Cases	Percentage
99999999	no response/not applicable	8	
Sysmiss		2959	
Warning: these figures indicate the number of cases found in the data file. They cannot be interpreted as summary statistics of the population of interest.			
# b325u: Time unit of meetings with non-resident partner (W2)			
Information	[Type= discrete] [Format=numeric] [Range= 1-1807] [Missing=*/7/8/9]		
Statistics [NW/ W]	[Valid=185 -/] [Invalid=2964 -/]		
Definition	<p>Q 336.</p> <p>Only country-specific items:</p> <p>- DEU: "1401-daily", "1402-on weekdays", "1403-more than once per week", "1404-once per week", "1405-more than once per month", "1406-once per month", "1407-more than once per year", "1408-once per year", "1409-rarely", "1410-never".</p> <p>- NLD: "1801-once or twice in the past 3 months", "1802-several times in the past 3 months", "1803-a few times during last 12 months", "1804-at least once a month during last 12 mths", "1805-at least once a week during last 12 mths", "1806-several times a week during last 12 mths", "1807-daily during last 12 mths".</p>		
Universe	If R has a non-resident partner (code 1 on Q 325)		
Literal question	How often do you see him/her?		
Value	Label	Cases	Percentage
1	week	166	89.7%
2	month	18	9.7%
3	year	1	0.5%
1401	daily	0	
1402	on weekdays	0	
1403	more than once per week	0	
1404	once per week	0	
1405	more than once per month	0	
1406	once per month	0	
1407	more than once per year	0	
1408	once per year	0	
1409	rarely	0	
1410	never	0	
1801	once or twice in the past 3 months	0	
1802	several times in the past 3 months	0	
1803	a few times during last 12 months	0	
1804	at least once a month during last 12 mths	0	
1805	at least once a week during last 12 mths	0	
1806	several times a week during last 12 mths	0	
1807	daily during last 12 mths	0	
7	does not know	0	
8	refusal	0	
9	no response/not applicable	8	
Sysmiss		2956	
Warning: these figures indicate the number of cases found in the data file. They cannot be interpreted as summary statistics of the population of interest.			
# b326: Everyday activities limitation of the non-resident partner			
Information	[Type= discrete] [Format=numeric] [Range= 1-99] [Missing=*/7/8/9]		
Statistics [NW/ W]	[Valid=185 -/] [Invalid=2964 -/]		
Definition	Q 337		



# b326: Everyday activities limitation of the non-resident partner			
<b>Universe</b>		If R has a non-resident partner (code 1 on Q 325)	
<b>Literal question</b>		Is your partner/spouse limited in his/her ability to undertake normal everyday activities, because of a physical or mental health problem or a disability?	
Value	Label	Cases	Percentage
1	yes	15	<div><div></div></div> 8.1%
2	no	170	<div><div></div></div> 91.9%
6	unknown	0	
7	does not know	0	
8	refusal	0	
9	no response/not applicable	8	
Sysmiss		2956	
Warning: these figures indicate the number of cases found in the data file. They cannot be interpreted as summary statistics of the population of interest.			
# b327: Intention to start living with a partner (next 3 yrs) (W2)			
<b>Information</b>		[Type= discrete] [Format=numeric] [Range= 1-2402] [Missing=*/7/8/9]	
<b>Statistics [NW/ W]</b>		[Valid=177 /-] [Invalid=2972 /-]	
<b>Definition</b>		Q 339  Only country-specific values: - AUS: "2401 - YES", "2402 - No", "2403 - Maybe". - ITA: "1701 - No", "1702-Yes". - NLD: "1801 - yes", "1802 - no".	
<b>Universe</b>		If R is currently NOT living with a partner  ITA: Only available for those without a partner.	
<b>Literal question</b>		Do you intend to start living with a/your partner/spouse during the next 3 years?	
Value	Label	Cases	Percentage
1	definitely not	97	<div><div></div></div> 54.8%
2	probably not	38	<div><div></div></div> 21.5%
3	probably yes	35	<div><div></div></div> 19.8%
4	definitely yes	7	<div><div></div></div> 4.0%
1701	No	0	
1702	Yes	0	
1801	yes	0	
1802	no	0	
2401	Yes	0	
2402	No	0	
7	does not know	0	
8	refusal	0	
9	no response/not applicable	1183	
Sysmiss		1789	
Warning: these figures indicate the number of cases found in the data file. They cannot be interpreted as summary statistics of the population of interest.			
# b330: Partner thinks that you should start living together			
<b>Information</b>		[Type= discrete] [Format=numeric] [Range= 1-3] [Missing=*/7/8/9]	
<b>Statistics [NW/ W]</b>		[Valid=153 /-] [Invalid=2996 /-]	
<b>Definition</b>		Q 338	
<b>Universe</b>		If R has a non-resident partner	

# b330: Partner thinks that you should start living together			
<b>Literal question</b>		Does your partner think that you should start living together?	
Value	Label	Cases	Percentage
1	yes	81	<div><div></div></div> 52.9%
2	no	45	<div><div></div></div> 29.4%
3	partner is not sure	27	<div><div></div></div> 17.6%
7	does not know	32	
8	refusal	0	
9	no response/not applicable	8	
Sysmiss		2956	
<i>Warning: these figures indicate the number of cases found in the data file. They cannot be interpreted as summary statistics of the population of interest.</i>			
# b332: Intention to marry a/your partner during next 3 yrs			
<b>Information</b>		[Type= discrete] [Format=numeric] [Range= 1-2405] [Missing=*/7/8/9]	
<b>Statistics [NW/ W]</b>		[Valid=192 /-] [Invalid=2957 /-]	
<b>Definition</b>		Q 340  Only country-specific values: - AUS: "2405 - No sure". - FRA: "1501 - already married to my non-resident partner". - NLD: "1801 - yes, "1802 - no".	
<b>Universe</b>		If R is currently NOT married	
<b>Literal question</b>		Do you intend to marry somebody/ your partner during the next 3 years?	
Value	Label	Cases	Percentage
1	definitely not	54	<div><div></div></div> 28.1%
2	probably not	66	<div><div></div></div> 34.4%
3	probably yes	60	<div><div></div></div> 31.2%
4	definitely yes	12	<div><div></div></div> 6.2%
1501	already married to my non-resident partner	0	
1801	yes	0	
1802	no	0	
2405	Not Sure	0	
7	does not know	0	
8	refusal	0	
9	no response/not applicable	0	
Sysmiss		2957	
<i>Warning: these figures indicate the number of cases found in the data file. They cannot be interpreted as summary statistics of the population of interest.</i>			
# b334m_1: Mnth starting living together with partner 1 (W2)			
<b>Information</b>		[Type= discrete] [Format=numeric] [Range= 1-2401] [Missing=*/97/98/99]	
<b>Statistics [NW/ W]</b>		[Valid=116 /-] [Invalid=3033 /-]	
<b>Definition</b>		Q 307  FRA: one additional value "1501-winter".	
<b>Universe</b>		If code 1 on Q 306 (variable bn306)	
<b>Literal question</b>		In which month and year did you start living together with this partner?	
Value	Label	Cases	Percentage
1	January	4	<div><div></div></div> 3.4%
2	February	12	<div><div></div></div> 10.3%

### # b334m\_1: Mnth starting living together with partner 1 (W2)

Value	Label	Cases	Percentage
3	March	11	9.5%
4	April	8	6.9%
5	May	12	10.3%
6	June	8	6.9%
7	July	9	7.8%
8	August	8	6.9%
9	September	7	6.0%
10	October	9	7.8%
11	November	6	5.2%
12	December	3	2.6%
21	winter months at the beginning of the year (January, February)	4	3.4%
22	spring	7	6.0%
23	summer	3	2.6%
24	autumn	5	4.3%
25	winter at the end of the year (December)	0	
1501	winter	0	
97	does not know	0	
98	refusal	0	
99	not applicable/no response	25	
Sysmiss		3008	

Warning: these figures indicate the number of cases found in the data file. They cannot be interpreted as summary statistics of the population of interest.

### # b334m\_2: Mnth starting living together with partner 2 (W2)

<b>Information</b>	[Type= discrete] [Format=numeric] [Range= 1-2401] [Missing=*97/98/99]
<b>Statistics [NW/ W]</b>	[Valid=40 /-] [Invalid=3109 /-]
<b>Definition</b>	Q 307 FRA: one additional value "1501-winter".
<b>Universe</b>	If code 1 on Q 306 (variable bn306)
<b>Literal question</b>	In which month and year did you start living together with this partner?

Value	Label	Cases	Percentage
1	January	5	12.5%
2	February	3	7.5%
3	March	4	10.0%
4	April	1	2.5%
5	May	3	7.5%
6	June	2	5.0%
7	July	1	2.5%
8	August	3	7.5%
9	September	6	15.0%
10	October	1	2.5%
11	November	4	10.0%
12	December	2	5.0%
21	winter months at the beginning of the year (January, February)	1	2.5%
22	spring	1	2.5%
23	summer	2	5.0%

# b334m_2: Mnth starting living together with partner 2 (W2)				
Value	Label	Cases	Percentage	
24	autumn	1	<div><div></div></div> 2.5%	
25	winter at the end of the year (December)	0		
1501	winter	0		
97	does not know	0		
98	refusal	0		
99	not applicable/no response	10		
Sysmiss		3099		
Warning: these figures indicate the number of cases found in the data file. They cannot be interpreted as summary statistics of the population of interest.				
# b334m_3: Mnth starting living together with partner 3 (W2)				
Information	[Type= discrete] [Format=numeric] [Range= 1-2401] [Missing=*/97/98/99]			
Statistics [NW/ W]	[Valid=3 /-] [Invalid=3146 /-]			
Definition	Q 307  FRA: one additional value "1501-winter".			
Universe	If code 1 on Q 306 (variable bn306)			
Literal question	In which month and year did you start living together with this partner?			
Value	Label	Cases	Percentage	
1	January	1	<div><div></div></div> 33.3%	
2	February	0		
3	March	0		
4	April	0		
5	May	0		
6	June	0		
7	July	0		
8	August	0		
9	September	0		
10	October	1		
11	November	1	<div><div></div></div> 33.3%	
12	December	0		
21	winter months at the beginning of the year (January, February)	0	<div><div></div></div>	
22	spring	0		
23	summer	0		
24	autumn	0		
25	winter at the end of the year (December)	0		
1501	winter	0		
97	does not know	0		
98	refusal	0		
99	not applicable/no response	3		
Sysmiss		3143		
Warning: these figures indicate the number of cases found in the data file. They cannot be interpreted as summary statistics of the population of interest.				
# b334y_1: Yr starting living together with partner 1 (W2)				
Information	[Type= discrete] [Format=numeric] [Range= 1952-2401] [Missing=*/9997/9998/9999]			
Statistics [NW/ W]	[Valid=124 /-] [Invalid=3025 /-]			
Definition	Q 307			

# b334y_1: Yr starting living together with partner 1 (W2)			
Universe		If code 1 on Q 306 (variable bn306)	
Literal question		In which month and year did you start living together with this partner?	
Value	Label	Cases	Percentage
1952		1	0.8%
1957		1	0.8%
1959		1	0.8%
1960		2	1.6%
1961		1	0.8%
1962		3	2.4%
1965		1	0.8%
1968		1	0.8%
1969		1	0.8%
1970		1	0.8%
1971		1	0.8%
1973		1	0.8%
1975		1	0.8%
1976		2	1.6%
1977		2	1.6%
1980		4	3.2%
1981		1	0.8%
1982		3	2.4%
1984		1	0.8%
1985		2	1.6%
1986		1	0.8%
1987		1	0.8%
1988		1	0.8%
1989		2	1.6%
1990		1	0.8%
1993		2	1.6%
1995		3	2.4%
1998		3	2.4%
2000		2	1.6%
2002		2	1.6%
2004		7	5.6%
2005		20	16.1%
2006		29	23.4%
2007		17	13.7%
2008		2	1.6%
9997	does not know	0	
9998	refusal	0	
9999	not applicable/no response	17	
Sysmiss		3008	
Warning: these figures indicate the number of cases found in the data file. They cannot be interpreted as summary statistics of the population of interest.			
# b334y_2: Yr starting living together with partner 2 (W2)			
Information		[Type= discrete] [Format=numeric] [Range= 1960-2401] [Missing=*/9997/9998/9999]	








# b334y_2: Yr starting living together with partner 2 (W2)			
Statistics [NW/ W]	[Valid=44 /-] [Invalid=3105 /-]		
Definition	Q 307		
Universe	If code 1 on Q 306 (variable bn306)		
Literal question	In which month and year did you start living together with this partner?		
Value	Label	Cases	Percentage
1968		1	<div></div> 2.3%
1971		1	<div></div> 2.3%
1975		1	<div></div> 2.3%
1976		1	<div></div> 2.3%
1982		2	<div></div> 4.5%
1984		1	<div></div> 2.3%
1986		2	<div></div> 4.5%
1987		2	<div></div> 4.5%
1999		1	<div></div> 2.3%
2000		2	<div></div> 4.5%
2002		1	<div></div> 2.3%
2004		1	<div></div> 2.3%
2005		3	<div></div> 6.8%
2006		7	<div></div> 15.9%
2007		16	<div></div> 36.4%
2008		2	<div></div> 4.5%
9997	does not know	0	
9998	refusal	0	
9999	not applicable/no response	6	
Sysmiss		3099	
Warning: these figures indicate the number of cases found in the data file. They cannot be interpreted as summary statistics of the population of interest.			
# b334y_3: Yr starting living together with partner 3 (W2)			
Information	[Type= discrete] [Format=numeric] [Range= 1985-2401] [Missing=*/9997/9998/9999]		
Statistics [NW/ W]	[Valid=3 /-] [Invalid=3146 /-]		
Definition	Q 307		
Universe	If code 1 on Q 306 (variable bn306)		
Literal question	In which month and year did you start living together with this partner?		
Value	Label	Cases	Percentage
1993		1	<div></div> 33.3%
1995		1	<div></div> 33.3%
2007		1	<div></div> 33.3%
9997	does not know	0	
9998	refusal	0	
9999	not applicable/no response	3	
Sysmiss		3143	
Warning: these figures indicate the number of cases found in the data file. They cannot be interpreted as summary statistics of the population of interest.			
# b335a_1: Was married or not with partner 1 (W2)			
Information	[Type= discrete] [Format=numeric] [Range= 1-1501] [Missing=*/7/8/9]		
Statistics [NW/ W]	[Valid=141 /-] [Invalid=3008 /-]		

# b335a_1: Was married or not with partner 1 (W2)			
<b>Definition</b>	Q 310 FRA: one additional value "1501-civil union(PACS)".		
<b>Universe</b>	If code 1 on Q 306 (variable bn306)		
<b>Literal question</b>	Were you and he/she legally married?		
Value	Label	Cases	Percentage
1	yes	60	<div></div> 42.6%
2	no	81	<div></div> 57.4%
1501	civil union(PACS)	0	
7	does not know	0	
8	refusal	0	
9	not applicable/no response	0	
Sysmiss		3008	
<i>Warning: these figures indicate the number of cases found in the data file. They cannot be interpreted as summary statistics of the population of interest.</i>			
# b335a_2: Was married or not with partner 2 (W2)			
<b>Information</b>	[Type= discrete] [Format=numeric] [Range= 1-1501] [Missing=*/7/8/9]		
<b>Statistics [NW/ W]</b>	[Valid=50 /-] [Invalid=3099 /-]		
<b>Definition</b>	Q 310 FRA: one additional value "1501-civil union(PACS)".		
<b>Universe</b>	If code 1 on Q 306 (variable bn306)		
<b>Literal question</b>	Were you and he/she legally married?		
Value	Label	Cases	Percentage
1	yes	13	<div></div> 26.0%
2	no	37	<div></div> 74.0%
1501	civil union(PACS)	0	
7	does not know	0	
8	refusal	0	
9	not applicable/no response	0	
Sysmiss		3099	
<i>Warning: these figures indicate the number of cases found in the data file. They cannot be interpreted as summary statistics of the population of interest.</i>			
# b335a_3: Was married or not with partner 3 (W2)			
<b>Information</b>	[Type= discrete] [Format=numeric] [Range= 1-1501] [Missing=*/7/8/9]		
<b>Statistics [NW/ W]</b>	[Valid=6 /-] [Invalid=3143 /-]		
<b>Definition</b>	Q 310 FRA: one additional value "1501-civil union(PACS)".		
<b>Universe</b>	If code 1 on Q 306 (variable bn306)		
<b>Literal question</b>	Were you and he/she legally married?		
Value	Label	Cases	Percentage
1	yes	1	<div></div> 16.7%
2	no	5	<div></div> 83.3%
1501	civil union(PACS)	0	
7	does not know	0	
8	refusal	0	

# b335a_3: Was married or not with partner 3 (W2)			
Value	Label	Cases	Percentage
9	not applicable/no response	0	
Sysmiss		3143	
Warning: these figures indicate the number of cases found in the data file. They cannot be interpreted as summary statistics of the population of interest.			
# b335bm_1: Mnth marriage with partner 1 (W2)			
Information	[Type= discrete] [Format=numeric] [Range= 1-2401] [Missing=*/97/98/99]		
Statistics [NW/ W]	[Valid=55 /-] [Invalid=3094 /-]		
Definition	Q 311		
Universe	If code 1 on Q 310 (variables b335a_*)		
Literal question	In what month and year did you legally marry him/her?		
Value	Label	Cases	Percentage
1	January	1	<div><div></div></div> 1.8%
2	February	2	<div><div></div></div> 3.6%
3	March	4	<div><div></div></div> 7.3%
4	April	6	<div><div></div></div> 10.9%
5	May	5	<div><div></div></div> 9.1%
6	June	8	<div><div></div></div> 14.5%
7	July	5	<div><div></div></div> 9.1%
8	August	3	<div><div></div></div> 5.5%
9	September	7	<div><div></div></div> 12.7%
10	October	4	<div><div></div></div> 7.3%
11	November	3	<div><div></div></div> 5.5%
12	December	2	<div><div></div></div> 3.6%
21	winter months at the beginning of the year (January, February)	1	<div><div></div></div> 1.8%
22	spring	0	
23	summer	3	<div><div></div></div> 5.5%
24	autumn	1	<div><div></div></div> 1.8%
25	winter at the end of the year (December)	0	
1501	winter	0	
97	does not know	0	
98	refusal	0	
99	not applicable/no response	5	
Sysmiss		3089	
Warning: these figures indicate the number of cases found in the data file. They cannot be interpreted as summary statistics of the population of interest.			
# b335bm_2: Mnth marriage with partner 2 (W2)			
Information	[Type= discrete] [Format=numeric] [Range= 1-2401] [Missing=*/97/98/99]		
Statistics [NW/ W]	[Valid=13 /-] [Invalid=3136 /-]		
Definition	Q 311  FRA, one additional value "1501-winter".		
Universe	If code 1 on Q 310 (variables b335a_*)		
Literal question	In what month and year did you legally marry him/her?		
Value	Label	Cases	Percentage
1	January	2	<div><div></div></div> 15.4%




### # b335bm\_2: Mnth marriage with partner 2 (W2)

Value	Label	Cases	Percentage
2	February	1	 7.7%
3	March	2	 15.4%
4	April	2	 15.4%
5	May	0	
6	June	2	 15.4%
7	July	1	 7.7%
8	August	0	
9	September	1	 7.7%
10	October	0	
11	November	0	
12	December	1	 7.7%
21	winter months at the beginning of the year (January, February)	0	
22	spring	0	
23	summer	0	
24	autumn	1	 7.7%
25	winter at the end of the year (December)	0	
1501	winter	0	
97	does not know	0	
98	refusal	0	
99	not applicable/no response	0	
Sysmiss		3136	

Warning: these figures indicate the number of cases found in the data file. They cannot be interpreted as summary statistics of the population of interest.

### # b335bm\_3: Mnth marriage with partner 3 (W2)

<b>Information</b>	[Type= discrete] [Format=numeric] [Range= 1-2401] [Missing=*/97/98/99]
<b>Statistics [NW/ W]</b>	[Valid=1 /-] [Invalid=3148 /-]
<b>Definition</b>	Q 311 FRA, one additional value "1501-winter".
<b>Universe</b>	If code 1 on Q 310 (variables b335a_*)
<b>Literal question</b>	In what month and year did you legally marry him/her?

Value	Label	Cases	Percentage
1	January	0	
2	February	0	
3	March	0	
4	April	0	
5	May	0	
6	June	0	
7	July	1	 100.0%
8	August	0	
9	September	0	
10	October	0	
11	November	0	
12	December	0	
21	winter months at the beginning of the year (January, February)	0	
22	spring	0	

# b335bm_3: Mnth marriage with partner 3 (W2)			
Value	Label	Cases	Percentage
23	summer	0	
24	autumn	0	
25	winter at the end of the year (December)	0	
1501	winter	0	
97	does not know	0	
98	refusal	0	
99	not applicable/no response	0	
Sysmiss		3148	
Warning: these figures indicate the number of cases found in the data file. They cannot be interpreted as summary statistics of the population of interest.			
# b335by_1: Yr marriage with partner 1 (W2)			
Information	[Type= discrete] [Format=numeric] [Range= 1952-2401] [Missing=*/9997/9998/9999]		
Statistics [NW/ W]	[Valid=56 /-] [Invalid=3093 /-]		
Definition	Q 311		
Universe	If code 1 on Q 310 (variables b335a_*)		
Literal question	In what month and year did you legally marry him/her?		
Value	Label	Cases	Percentage
1952		1	<div></div> 1.8%
1957		1	<div></div> 1.8%
1959		1	<div></div> 1.8%
1960		2	<div></div> 3.6%
1961		2	<div></div> 3.6%
1962		2	<div></div> 3.6%
1965		1	<div></div> 1.8%
1968		1	<div></div> 1.8%
1969		1	<div></div> 1.8%
1970		1	<div></div> 1.8%
1971		3	<div></div> 5.4%
1973		1	<div></div> 1.8%
1975		2	<div></div> 3.6%
1977		1	<div></div> 1.8%
1980		4	<div></div> 7.1%
1981		1	<div></div> 1.8%
1982		2	<div></div> 3.6%
1985		2	<div></div> 3.6%
1988		1	<div></div> 1.8%
1989		1	<div></div> 1.8%
1990		1	<div></div> 1.8%
1995		1	<div></div> 1.8%
1997		1	<div></div> 1.8%
2003		2	<div></div> 3.6%
2005		1	<div></div> 1.8%
2006		9	<div></div> 16.1%
2007		9	<div></div> 16.1%
2008		1	<div></div> 1.8%

# b335by_1: Yr marriage with partner 1 (W2)			
Value	Label	Cases	Percentage
9997	does not know	0	
9998	refusal	0	
9999	not applicable/no response	4	
Sysmiss		3089	
Warning: these figures indicate the number of cases found in the data file. They cannot be interpreted as summary statistics of the population of interest.			
# b335by_2: Yr marriage with partner 2 (W2)			
Information	[Type= discrete] [Format=numeric] [Range= 1960-2401] [Missing=*/9997/9998/9999]		
Statistics [NW/ W]	[Valid=12 /-] [Invalid=3137 /-]		
Definition	Q 311		
Universe	If code 1 on Q 310 (variables b335a_*)		
Literal question	In what month and year did you legally marry him/her?		
Value	Label	Cases	Percentage
1976		2	<div></div> 16.7%
1982		1	<div></div> 8.3%
1986		2	<div></div> 16.7%
1990		1	<div></div> 8.3%
1999		1	<div></div> 8.3%
2006		4	<div></div> 33.3%
2007		1	<div></div> 8.3%
9997	does not know	0	
9998	refusal	0	
9999	not applicable/no response	1	
Sysmiss		3136	
Warning: these figures indicate the number of cases found in the data file. They cannot be interpreted as summary statistics of the population of interest.			
# b335by_3: Yr marriage with partner 3 (W2)			
Information	[Type= discrete] [Format=numeric] [Range= 1985-2401] [Missing=*/9997/9998/9999]		
Statistics [NW/ W]	[Valid=1 /-] [Invalid=3148 /-]		
Definition	Q 311		
Universe	If code 1 on Q 310 (variables b335a_*)		
Literal question	In what month and year did you legally marry him/her?		
Value	Label	Cases	Percentage
2000		1	<div></div> 100.0%
9997	does not know	0	
9998	refusal	0	
9999	no response/not applicable	0	
Sysmiss		3148	
Warning: these figures indicate the number of cases found in the data file. They cannot be interpreted as summary statistics of the population of interest.			
# b336m_1: Mnth of birth of partner 1 (W2)			
Information	[Type= discrete] [Format=numeric] [Range= 1-2401] [Missing=*/97/98/99]		
Statistics [NW/ W]	[Valid=121 /-] [Invalid=3028 /-]		
Definition	Q 308  FRA, one additional item: "1501-winter".		

# b336m_1: Mnth of birth of partner 1 (W2)				
<b>Universe</b>		If code 1 on Q 306 (variable bn306)		
<b>Literal question</b>		In what month and year was he/she born?		
Value	Label	Cases	Percentage	
1	January	4	<div><div></div></div>	3.3%
2	February	6	<div><div></div></div>	5.0%
3	March	16	<div><div></div></div>	13.2%
4	April	14	<div><div></div></div>	11.6%
5	May	18	<div><div></div></div>	14.9%
6	June	11	<div><div></div></div>	9.1%
7	July	6	<div><div></div></div>	5.0%
8	August	12	<div><div></div></div>	9.9%
9	September	9	<div><div></div></div>	7.4%
10	October	5	<div><div></div></div>	4.1%
11	November	6	<div><div></div></div>	5.0%
12	December	9	<div><div></div></div>	7.4%
21	winter months at the beginning of the year (January, February)	0		
22	spring	1	<div><div></div></div>	0.8%
23	summer	2	<div><div></div></div>	1.7%
24	autumn	2	<div><div></div></div>	1.7%
25	winter at the end of the year (December)	0		
1501	winter	0		
97	does not know	0		
98	refusal	0		
99	not applicable/no response	20		
Sysmiss		3008		
Warning: these figures indicate the number of cases found in the data file. They cannot be interpreted as summary statistics of the population of interest.				
# b336m_2: Mnth of birth of partner 2 (W2)				
<b>Information</b>		[Type= discrete] [Format=numeric] [Range= 1-2401] [Missing=*/97/98/99]		
<b>Statistics [NW/ W]</b>		[Valid=46 /-] [Invalid=3103 /-]		
<b>Definition</b>		Q 308  FRA, one additional item: "1501-winter".		
<b>Universe</b>		If code 1 on Q 306 (variable bn306)		
<b>Literal question</b>		In what month and year was he/she born?		
Value	Label	Cases	Percentage	
1	January	1	<div><div></div></div>	2.2%
2	February	0		
3	March	4	<div><div></div></div>	8.7%
4	April	2	<div><div></div></div>	4.3%
5	May	2	<div><div></div></div>	4.3%
6	June	10	<div><div></div></div>	21.7%
7	July	3	<div><div></div></div>	6.5%
8	August	2	<div><div></div></div>	4.3%
9	September	1	<div><div></div></div>	2.2%
10	October	9	<div><div></div></div>	19.6%

# # b336m\_2: Mnth of birth of partner 2 (W2)

Value	Label	Cases	Percentage
11	November	3	<div></div> 6.5%
12	December	5	<div></div> 10.9%
21	winter months at the beginning of the year (January, February)	2	<div></div> 4.3%
22	spring	1	<div></div> 2.2%
23	summer	0	
24	autumn	1	<div></div> 2.2%
25	winter at the end of the year (December)	0	
1501	winter	0	
97	does not know	0	
98	refusal	0	
99	not applicable/no response	4	
Sysmiss		3099	

*Warning: these figures indicate the number of cases found in the data file. They cannot be interpreted as summary statistics of the population of interest.*

# b336m_3: Mnth of birth of partner 3 (W2)			
Information	[Type= discrete] [Format=numeric] [Range= 1-2401] [Missing=*/97/98/99]		
Statistics [NW/ W]	[Valid=5 /-] [Invalid=3144 /-]		
Definition	Q 308 FRA, one additional item: "1501-winter".		
Universe	If code 1 on Q 306 (variable bn306)		
Literal question	In what month and year was he/she born?		
Value	Label	Cases	Percentage
1	January	2	<div></div> 40.0%
2	February	0	
3	March	3	<div></div> 60.0%
4	April	0	
5	May	0	
6	June	0	
7	July	0	
8	August	0	
9	September	0	
10	October	0	
11	November	0	
12	December	0	
21	winter months at the beginning of the year (January, February)	0	
22	spring	0	
23	summer	0	
24	autumn	0	
25	winter at the end of the year (December)	0	
1501	winter	0	
97	does not know	0	
98	refusal	0	
99	not applicable/no response	1	
Sysmiss		3143	
Warning: these figures indicate the number of cases found in the data file. They cannot be interpreted as summary statistics of the population of interest.			
# b336y_1: Yr of birth of partner 1 (W2)			
Information	[Type= discrete] [Format=numeric] [Range= 1916-2401] [Missing=*/9997/9998/9999]		
Statistics [NW/ W]	[Valid=123 /-] [Invalid=3026 /-]		
Definition	Q 308		
Universe	If code 1 on Q 306 (variable bn306)		
Literal question	In what month and year was he/she born?		
Value	Label	Cases	Percentage
1922		1	<div></div> 0.8%
1934		1	<div></div> 0.8%
1935		1	<div></div> 0.8%
1938		1	<div></div> 0.8%
1939		3	<div></div> 2.4%
1940		3	<div></div> 2.4%
1941		2	<div></div> 1.6%

## # b336y\_1: Yr of birth of partner 1 (W2)

Value	Label	Cases	Percentage
1942		2	1.6%
1944		1	0.8%
1945		2	1.6%
1946		2	1.6%
1947		2	1.6%
1948		2	1.6%
1950		7	5.7%
1951		1	0.8%
1952		2	1.6%
1953		2	1.6%
1954		1	0.8%
1955		2	1.6%
1956		1	0.8%
1958		2	1.6%
1959		3	2.4%
1960		3	2.4%
1962		2	1.6%
1963		4	3.3%
1965		2	1.6%
1966		1	0.8%
1968		1	0.8%
1969		3	2.4%
1970		1	0.8%
1971		1	0.8%
1972		1	0.8%
1973		2	1.6%
1974		1	0.8%
1975		2	1.6%
1976		3	2.4%
1977		4	3.3%
1978		6	4.9%
1979		3	2.4%
1980		5	4.1%
1981		5	4.1%
1982		5	4.1%
1983		8	6.5%
1984		5	4.1%
1985		5	4.1%
1986		3	2.4%
1987		1	0.8%
1988		1	0.8%
1991		1	0.8%
9997	does not know	0	
9998	refusal	0	
9999	not applicable/no response	18	

# b336y_1: Yr of birth of partner 1 (W2)			
Value	Label	Cases	Percentage
Sysmiss		3008	
Warning: these figures indicate the number of cases found in the data file. They cannot be interpreted as summary statistics of the population of interest.			
# b336y_2: Yr of birth of partner 2 (W2)			
Information	[Type= discrete] [Format=numeric] [Range= 1935-2401] [Missing=*/9997/9998/9999]		
Statistics [NW/ W]	[Valid=46 /-] [Invalid=3103 /-]		
Definition	Q 308		
Universe	If code 1 on Q 306 (variable bn306)		
Literal question	In what month and year was he/she born?		
Value	Label	Cases	Percentage
1937		1	2.2%
1939		1	2.2%
1940		1	2.2%
1943		2	4.3%
1946		1	2.2%
1947		1	2.2%
1948		1	2.2%
1950		1	2.2%
1951		2	4.3%
1953		1	2.2%
1954		1	2.2%
1956		2	4.3%
1957		1	2.2%
1958		2	4.3%
1959		1	2.2%
1962		2	4.3%
1964		1	2.2%
1965		1	2.2%
1966		2	4.3%
1968		2	4.3%
1970		2	4.3%
1972		2	4.3%
1973		1	2.2%
1976		1	2.2%
1977		2	4.3%
1978		1	2.2%
1980		4	8.7%
1981		1	2.2%
1982		1	2.2%
1983		1	2.2%
1984		3	6.5%
9997	does not know	0	
9998	refusal	0	
9999	not applicable/no response	4	
Sysmiss		3099	














# b336y_2: Yr of birth of partner 2 (W2)			
<i>Warning: these figures indicate the number of cases found in the data file. They cannot be interpreted as summary statistics of the population of interest.</i>			
# b336y_3: Yr of birth of partner 3 (W2)			
Information	[Type= discrete] [Format=numeric] [Range= 1944-2401] [Missing=*/9997/9998/9999]		
Statistics [NW/ W]	[Valid=5 -/] [Invalid=3144 -/]		
Definition	Q 308		
Universe	If code 1 on Q 306 (variable bn306)		
Literal question	In what month and year was he/she born?		
Value	Label	Cases	Percentage
1944		1	<div></div> 20.0%
1949		1	<div></div> 20.0%
1952		1	<div></div> 20.0%
1958		1	<div></div> 20.0%
1960		1	<div></div> 20.0%
9997	does not know	0	
9998	refusal	0	
9999	not applicable/no response	1	
Sysmiss		3143	
<i>Warning: these figures indicate the number of cases found in the data file. They cannot be interpreted as summary statistics of the population of interest.</i>			
# b338_1: Number of children of partner 1 at start of living together (W2)			
Information	[Type= discrete] [Format=numeric] [Range= 0-999] [Missing=*/97/98/99]		
Statistics [NW/ W]	[Valid=141 -/] [Invalid=3008 -/]		
Definition	Q 309		
Universe	If code 1 on Q 306 (variable bn306)		
Literal question	When you started living together, how many children, if any, did your partner/spouse already have that were not yours? Please include adopted and foster children.		
Value	Label	Cases	Percentage
0		121	<div></div> 85.8%
1		7	<div></div> 5.0%
2		11	<div></div> 7.8%
3		1	<div></div> 0.7%
5		1	<div></div> 0.7%
97	does not know	0	
98	refusal	0	
99	not applicable/no response	0	
Sysmiss		3008	
<i>Warning: these figures indicate the number of cases found in the data file. They cannot be interpreted as summary statistics of the population of interest.</i>			
# b338_2: Number of children of partner 2 at start of living together (W2)			
Information	[Type= discrete] [Format=numeric] [Range= 0-999] [Missing=*/97/98/99]		
Statistics [NW/ W]	[Valid=50 -/] [Invalid=3099 -/]		
Definition	Q 309		
Universe	If code 1 on Q 306 (variable bn306)		
Literal question	When you started living together, how many children, if any, did your partner/spouse already have that were not yours? Please include adopted and foster children.		

# b338_2: Number of children of partner 2 at start of living together (W2)			
Value	Label	Cases	Percentage
0		35	<div><div></div></div> 70.0%
1		5	<div><div></div></div> 10.0%
2		7	<div><div></div></div> 14.0%
3		2	<div><div></div></div> 4.0%
4		1	<div><div></div></div> 2.0%
97	does not know	0	
98	refusal	0	
99	not applicable/no response	0	
Sysmiss		3099	
Warning: these figures indicate the number of cases found in the data file. They cannot be interpreted as summary statistics of the population of interest.			
# b343_1: How partnership 1 ends (W2)			
Information	[Type= discrete] [Format=numeric] [Range= 1-2601] [Missing=*/7/8/9]		
Statistics [NW/ W]	[Valid=1860 /-] [Invalid=1289 /-]		
Definition	<p>Q 312</p> <p>Additional country-specific values:</p> <ul style="list-style-type: none"> <li>- DEU: "1401-still together but living apart by now".</li> <li>- GEO: "1301-partner is abroad for a long time".</li> <li>- ITA: "1701-consensual union broke up, unknown reason".</li> <li>- POL: "2601-currently in a relationship but not living together".</li> </ul> <p>ITA: Codes 2 and 3 are only available for marital relationships; consensual unions only distinguish together/not together anymore</p>		
Universe	If code 1 on Q 306 (variable bn306)		
Literal question	What happend with this partnership?		
Interviewer's instructions	Show Card 312: Partnership History		
Value	Label	Cases	Percentage
1	currently living together	1571	<div><div></div></div> 84.5%
2	broke up	220	<div><div></div></div> 11.8%
3	partner died	69	<div><div></div></div> 3.7%
96	unknown, missing in original dataset	0	
1301	partner is abroad for a long time	0	
1401	still together but living apart by now	0	
1701	consensual union broke up, unknown reason	0	
2601	currently in a relationship but not living together	0	
7	does not know	0	
8	refusal	0	
9	not applicable/no response	0	
Sysmiss		1289	
Warning: these figures indicate the number of cases found in the data file. They cannot be interpreted as summary statistics of the population of interest.			
# b343_2: How partnership 2 ends (W2)			
Information	[Type= discrete] [Format=numeric] [Range= 1-2601] [Missing=*/7/8/9]		
Statistics [NW/ W]	[Valid=50 /-] [Invalid=3099 /-]		
Definition	<p>Q 312</p> <p>Additional country-specific values:</p> <ul style="list-style-type: none"> <li>- DEU: "1401-still together but living apart by now".</li> </ul>		

# b343_2: How partnership 2 ends (W2)			
	- GEO: "1301-partner is abroad for a long time". - ITA: "1701-consensual union broke up, unknown reason". - POL: "2601-currently in a relationship but not living together".  ITA: Codes 2 and 3 are only available for marital relationships; consensual unions only distinguish together/not together anymore		
<b>Universe</b>	If code 1 on Q 306 (variable bn306)		
<b>Literal question</b>	What happend with this partnership?		
<b>Interviewer's instructions</b>	Show Card 312: Partnership History		
Value	Label	Cases	Percentage
1	currently living together	28	<div><div></div></div> 56.0%
2	broke up	18	<div><div></div></div> 36.0%
3	partner died	4	<div><div></div></div> 8.0%
96	unknown, missing in original dataset	0	
1301	partner is abroad for a long time	0	
1401	still together but living apart by now	0	
1701	consensual union broke up, unknown reason	0	
2601	currently in a relationship but not living together	0	
7	does not know	0	
8	refusal	0	
9	not applicable/no response	0	
Sysmiss		3099	
<i>Warning: these figures indicate the number of cases found in the data file. They cannot be interpreted as summary statistics of the population of interest.</i>			
# b343_3: How partnership 3 ends (W2)			
<b>Information</b>	[Type= discrete] [Format=numeric] [Range= 1-2601] [Missing=*/7/8/9]		
<b>Statistics [NW/ W]</b>	[Valid=6 /-] [Invalid=3143 /-]		
<b>Definition</b>	Q 312  Additional country-specific values: - DEU: "1401-still together but living apart by now". - GEO: "1301-partner is abroad for a long time". - ITA: "1701-consensual union broke up, unknown reason". - POL: "2601-currently in a relationship but not living together".  ITA: Codes 2 and 3 are only available for marital relationships; consensual unions only distinguish together/not together anymore		
<b>Universe</b>	If code 1 on Q 306 (variable bn306)		
<b>Literal question</b>	What happend with this partnership?		
<b>Interviewer's instructions</b>	Show Card 312: Partnership History		
Value	Label	Cases	Percentage
1	currently living together	1	<div><div></div></div> 16.7%
2	broke up	5	<div><div></div></div> 83.3%
3	partner died	0	
96	unknown, missing in original dataset	0	
1301	partner is abroad for a long time	0	
1401	still together but living apart by now	0	
1701	consensual union broke up, unknown reason	0	
2601	currently in a relationship but not living together	0	
7	does not know	0	

# b343_3: How partnership 3 ends (W2)			
Value	Label	Cases	Percentage
8	refusal	0	
9	not applicable/no response	0	
Sysmiss		3143	
Warning: these figures indicate the number of cases found in the data file. They cannot be interpreted as summary statistics of the population of interest.			
# b344m_1: Mnth of ending of partnership 1 (W2)			
Information	[Type= discrete] [Format=numeric] [Range= 1-2401] [Missing=*/97/98/99]		
Statistics [NW/ W]	[Valid=254 /-] [Invalid=2895 /-]		
Definition	Q 313 FRA, one additional value "1501-winter".		
Universe	If code 2 OR 3 on Q 312 (variables b343_*)		
Literal question	In what month and year did that happen?		
Value	Label	Cases	Percentage
1	January	19	7.5%
2	February	21	8.3%
3	March	13	5.1%
4	April	23	9.1%
5	May	27	10.6%
6	June	21	8.3%
7	July	17	6.7%
8	August	15	5.9%
9	September	18	7.1%
10	October	15	5.9%
11	November	19	7.5%
12	December	9	3.5%
21	winter months at the beginning of the year (January, February)	6	2.4%
22	spring	6	2.4%
23	summer	18	7.1%
24	autumn	7	2.8%
25	winter at the end of the year (December)	0	
1501	winter	0	
97	does not know	0	
98	refusal	0	
99	not applicable/no response	35	
Sysmiss		2860	
Warning: these figures indicate the number of cases found in the data file. They cannot be interpreted as summary statistics of the population of interest.			
# b344m_2: Mnth of ending of partnership 2 (W2)			
Information	[Type= discrete] [Format=numeric] [Range= 1-2401] [Missing=*/97/98/99]		
Statistics [NW/ W]	[Valid=20 /-] [Invalid=3129 /-]		
Definition	Q 313 FRA, one additional value "1501-winter".		
Universe	If code 2 OR 3 on Q 312 (variables b343_*)		
Literal question	In what month and year did that happen?		





### # b344m\_2: Mnth of ending of partnership 2 (W2)

Value	Label	Cases	Percentage
1	January	2	 10.0%
2	February	1	 5.0%
3	March	2	 10.0%
4	April	0	
5	May	3	 15.0%
6	June	2	 10.0%
7	July	3	 15.0%
8	August	2	 10.0%
9	September	1	 5.0%
10	October	1	 5.0%
11	November	0	
12	December	2	 10.0%
21	winter months at the beginning of the year (January, February)	0	
22	spring	0	
23	summer	0	
24	autumn	1	 5.0%
25	winter at the end of the year (December)	0	
1501	winter	0	
97	does not know	0	
98	refusal	0	
99	not applicable/no response	2	
Sysmiss		3127	

Warning: these figures indicate the number of cases found in the data file. They cannot be interpreted as summary statistics of the population of interest.

### # b344m\_3: Mnth of ending of partnership 3 (W2)

<b>Information</b>	[Type= discrete] [Format=numeric] [Range= 1-2401] [Missing=*/97/98/99]
<b>Statistics [NW/ W]</b>	[Valid=5 /-] [Invalid=3144 /-]
<b>Definition</b>	Q 313 FRA, one additional value "1501-winter".
<b>Universe</b>	If code 2 OR 3 on Q 312 (variables b343_*)
<b>Literal question</b>	In what month and year did that happen?

Value	Label	Cases	Percentage
1	January	0	
2	February	1	 20.0%
3	March	1	 20.0%
4	April	0	
5	May	0	
6	June	0	
7	July	0	
8	August	0	
9	September	2	 40.0%
10	October	1	 20.0%
11	November	0	
12	December	0	

# b344m_3: Mnth of ending of partnership 3 (W2)			
Value	Label	Cases	Percentage
21	winter months at the beginning of the year (January, February)	0	
22	spring	0	
23	summer	0	
24	autumn	0	
25	winter at the end of the year (December)	0	
1501	winter	0	
97	does not know	0	
98	refusal	0	
99	not applicable/no response	0	
Sysmiss		3144	
Warning: these figures indicate the number of cases found in the data file. They cannot be interpreted as summary statistics of the population of interest.			
# b344y_1: Yr of ending of partnership 1 (W2)			
Information	[Type= discrete] [Format=numeric] [Range= 1952-2401] [Missing=*/9997/9998/9999]		
Statistics [NW/ W]	[Valid=270 /-] [Invalid=2879 /-]		
Definition	Q 313		
Universe	If code 2 OR 3 on Q 312 (variables b343_*)		
Literal question	In what month and year did that happen?		
Value	Label	Cases	Percentage
1952		1	0.4%
1965		1	0.4%
1966		1	0.4%
1968		1	0.4%
1969		3	1.1%
1971		1	0.4%
1972		2	0.7%
1973		4	1.5%
1974		2	0.7%
1975		1	0.4%
1976		4	1.5%
1977		1	0.4%
1978		3	1.1%
1980		2	0.7%
1981		3	1.1%
1983		3	1.1%
1984		4	1.5%
1985		3	1.1%
1986		4	1.5%
1987		1	0.4%
1988		2	0.7%
1989		2	0.7%
1990		1	0.4%
1991		2	0.7%
1992		3	1.1%
1993		1	0.4%

### # b344y\_1: Yr of ending of partnership 1 (W2)

Value	Label	Cases	Percentage
1994		1	0.4%
1995		3	1.1%
1996		2	0.7%
1997		4	1.5%
1998		1	0.4%
1999		7	2.6%
2000		7	2.6%
2001		2	0.7%
2002		5	1.9%
2003		9	3.3%
2004		5	1.9%
2005		22	8.1%
2006		55	20.4%
2007		58	21.5%
2008		33	12.2%
9997	does not know	0	
9998	refusal	0	
9999	not applicable/no response	19	
Sysmiss		2860	

Warning: these figures indicate the number of cases found in the data file. They cannot be interpreted as summary statistics of the population of interest.

### # b344y\_2: Yr of ending of partnership 2 (W2)

<b>Information</b>	[Type= discrete] [Format=numeric] [Range= 1981-2401] [Missing=*/9997/9998/9999]
<b>Statistics [NW/ W]</b>	[Valid=20 /-] [Invalid=3129 /-]
<b>Definition</b>	Q 313
<b>Universe</b>	If code 2 OR 3 on Q 312 (variables b343_*)
<b>Literal question</b>	In what month and year did that happen?

Value	Label	Cases	Percentage
1986		1	5.0%
1991		1	5.0%
1992		2	10.0%
1994		1	5.0%
1995		1	5.0%
1998		1	5.0%
2002		1	5.0%
2003		1	5.0%
2006		3	15.0%
2007		5	25.0%
2008		3	15.0%
9997	does not know	0	
9998	refusal	0	
9999	not applicable/no response	2	
Sysmiss		3127	

Warning: these figures indicate the number of cases found in the data file. They cannot be interpreted as summary statistics of the population of interest.

# b344y_3: Yr of ending of partnership 3 (W2)			
Information	[Type= discrete] [Format=numeric] [Range= 1984-2401] [Missing=*/9997/9998/9999]		
Statistics [NW/ W]	[Valid=5 /-] [Invalid=3144 /-]		
Definition	Q 313		
Universe	If code 2 OR 3 on Q 312 (variables b343_*)		
Literal question	In what month and year did that happen?		
Value	Label	Cases	Percentage
2000		1	<div></div> 20.0%
2004		1	<div></div> 20.0%
2007		1	<div></div> 20.0%
2008		2	<div></div> 40.0%
9997	does not know	0	
9998	refusal	0	
9999	not applicable/no response	0	
Sysmiss		3144	
Warning: these figures indicate the number of cases found in the data file. They cannot be interpreted as summary statistics of the population of interest.			
# b345_1: Any children with partner 1			
Information	[Type= discrete] [Format=numeric] [Range= 1-99] [Missing=*/7/8/9]		
Statistics [NW/ W]	[Valid=289 /-] [Invalid=2860 /-]		
Definition	Q 314		
Universe	If code 2 OR 3 on Q 312 (variables b343_*)		
Literal question	Did you have children together with him/her?		
Value	Label	Cases	Percentage
1	yes	188	<div></div> 65.1%
2	no	101	<div></div> 34.9%
7	does not know	0	
8	refusal	0	
9	not applicable/no response	0	
Sysmiss		2860	
Warning: these figures indicate the number of cases found in the data file. They cannot be interpreted as summary statistics of the population of interest.			
# b345_2: Any children with partner 2			
Information	[Type= discrete] [Format=numeric] [Range= 1-99] [Missing=*/7/8/9]		
Statistics [NW/ W]	[Valid=22 /-] [Invalid=3127 /-]		
Definition	Q 314		
Universe	If code 2 OR 3 on Q 312 (variables b343_*)		
Literal question	Did you have children together with him/her?		
Value	Label	Cases	Percentage
1	yes	9	<div></div> 40.9%
2	no	13	<div></div> 59.1%
7	does not know	0	
8	refusal	0	
9	not applicable/no response	0	
Sysmiss		3127	
Warning: these figures indicate the number of cases found in the data file. They cannot be interpreted as summary statistics of the population of interest.			



# b345_3: Any children with partner 3			
Information	[Type= discrete] [Format=numeric] [Range= 1-99] [Missing=*/7/8/9]		
Statistics [NW/ W]	[Valid=5 /-] [Invalid=3144 /-]		
Definition	Q 314		
Universe	If code 2 OR 3 on Q 312 (variables b343_*)		
Literal question	Did you have children together with him/her?		
Value	Label	Cases	Percentage
1	yes	1	<div><div></div></div> 20.0%
2	no	4	<div><div></div></div> 80.0%
7	does not know	0	
8	refusal	0	
9	not applicable/no response	0	
Sysmiss		3144	
Warning: these figures indicate the number of cases found in the data file. They cannot be interpreted as summary statistics of the population of interest.			
# b3461_1: Children stay during 1st yr after broke up partnership 1 (up to 3 answers)			
Information	[Type= discrete] [Format=numeric] [Range= 1-9] [Missing=*/97/98/99]		
Statistics [NW/ W]	[Valid=129 /-] [Invalid=3020 /-]		
Definition	Q 315		
Universe	If code 1 on Q 314 (variables b345_1 ... b345_xx) and code 2 on Q 312 (variables b343_1...b343_xx)		
Pre-question	Interviewer Check: If the partner died (see 312) go to 319. If the partnership ended in breaking up continue		
Literal question	With whom did your children mainly stay in the first year after you broke up? Please choose your answer from the card.		
Post-question	Show Card 315: Where Did Children Mainly Stay?		
Value	Label	Cases	Percentage
1	with me	59	<div><div></div></div> 45.7%
2	with my ex-partner	45	<div><div></div></div> 34.9%
3	with both of us on a time-shared basis	7	<div><div></div></div> 5.4%
4	with relatives	1	<div><div></div></div> 0.8%
5	with others	0	
6	at a children's home	0	
7	started to live independently	2	<div><div></div></div> 1.6%
8	child was already living independently	11	<div><div></div></div> 8.5%
9	other	4	<div><div></div></div> 3.1%
97	does not know	0	
98	refusal	0	
99	no response/not applicable	0	
Sysmiss		3020	
Warning: these figures indicate the number of cases found in the data file. They cannot be interpreted as summary statistics of the population of interest.			
# b3462_1: Children stay during 1st yr after broke up partnership 1 (up to 3 answers)			
Information	[Type= discrete] [Format=numeric] [Range= 1-9] [Missing=*/97/98/99]		
Statistics [NW/ W]	[Valid=4 /-] [Invalid=3145 /-]		
Definition	Q 315		
Universe	If code 1 on Q 314 (variables b345_1 ... b345_xx) and code 2 on Q 312 (variables b343_1...b343_xx)		
Pre-question	Interviewer Check: If the partner died (see 312) go to 319. If the partnership ended in breaking up continue		
Literal question	With whom did your children mainly stay in the first year after you broke up? Please choose your answer from the card.		

# b3462_1: Children stay during 1st yr after broke up partnership 1 (up to 3 answers)			
Post-question		Show Card 315: Where Did Children Mainly Stay?	
Value	Label	Cases	Percentage
1	with me	0	
2	with my ex-partner	1	25.0%
3	with both of us on a time-shared basis	0	
4	with relatives	1	25.0%
5	with others	0	
6	at a children's home	0	
7	started to live independently	0	
8	child was already living independently	2	50.0%
9	other	0	
97	does not know	0	
98	refusal	0	
99	no response/not applicable	0	
Sysmiss		3145	
Warning: these figures indicate the number of cases found in the data file. They cannot be interpreted as summary statistics of the population of interest.			
# b3463_1: Children stay during 1st yr after broke up partnership 1 (up to 3 answers)			
Information		[Type= discrete] [Format=numeric] [Range= 1-9] [Missing=*/97/98/99]	
Statistics [NW/ W]		[Valid=2 /-] [Invalid=3147 /-]	
Definition		Q 315	
Universe		If code 1 on Q 314 (variables b345_1 ... b345_xx) and code 2 on Q 312 (variables b343_1...b343_xx)	
Pre-question		Interviewer Check: If the partner died (see 312) go to 319. If the partnership ended in breaking up continue	
Literal question		With whom did your children mainly stay in the first year after you broke up? Please choose your answer from the card.	
Post-question		Show Card 315: Where Did Children Mainly Stay?	
Value	Label	Cases	Percentage
1	with me	0	
2	with my ex-partner	0	
3	with both of us on a time-shared basis	0	
4	with relatives	1	50.0%
5	with others	0	
6	at a children's home	1	50.0%
7	started to live independently	0	
8	child was already living independently	0	
9	other	0	
97	does not know	0	
98	refusal	0	
99	no response/not applicable	0	
Sysmiss		3147	
Warning: these figures indicate the number of cases found in the data file. They cannot be interpreted as summary statistics of the population of interest.			
# b349a_1: Got divorced from partner 1 (W2)			
Information		[Type= discrete] [Format=numeric] [Range= 1-1501] [Missing=*/7/8/9]	
Statistics [NW/ W]		[Valid=154 /-] [Invalid=2995 /-]	
Definition		Q 316	

# b349a_1: Got divorced from partner 1 (W2)			
	FRA, one additional value: "1501-in the process of divorcing"		
Universe	If code 1 on Q 310 (variables b335a_1 ... b335a_xx) and code 2 on Q 2 on Q 312 (variables b343_1...b343_xx)		
Pre-question	Interviewer Check: If R was married to this partner (310) continue. If not married to this partner go to 319.		
Literal question	Did you and he/she get divorced?		
Value	Label	Cases	Percentage
1	yes	144	<div><div></div></div> 93.5%
2	no	10	<div><div></div></div> 6.5%
1501	in the process of divorcing	0	
7	does not know	0	
8	refusal	0	
9	not applicable/no response	0	
Sysmiss		2995	
Warning: these figures indicate the number of cases found in the data file. They cannot be interpreted as summary statistics of the population of interest.			
# b349a_2: Got divorced from partner 2 (W2)			
Information	[Type= discrete] [Format=numeric] [Range= 1-1501] [Missing=*/7/8/9]		
Statistics [NW/ W]	[Valid=8 /-] [Invalid=3141 /-]		
Definition	Q 316  FRA, one additional value: "1501-in the process of divorcing"		
Universe	If code 1 on Q 310 (variables b335a_1 ... b335a_xx) and code 2 on Q 2 on Q 312 (variables b343_1...b343_xx)		
Pre-question	Interviewer Check: If R was married to this partner (310) continue. If not married to this partner go to 319.		
Literal question	Did you and he/she get divorced?		
Value	Label	Cases	Percentage
1	yes	7	<div><div></div></div> 87.5%
2	no	1	<div><div></div></div> 12.5%
1501	in the process of divorcing	0	
7	does not know	0	
8	refusal	0	
9	not applicable/no response	0	
Sysmiss		3141	
Warning: these figures indicate the number of cases found in the data file. They cannot be interpreted as summary statistics of the population of interest.			
# b349a_3: Got divorced from partner 3 (W2)			
Information	[Type= discrete] [Format=numeric] [Range= 1-99] [Missing=*/7/8/9]		
Statistics [NW/ W]	[Valid=1 /-] [Invalid=3148 /-]		
Definition	Q 316  FRA, one additional value: "1501-in the process of divorcing"		
Universe	If code 1 on Q 310 (variables b335a_1 ... b335a_xx) and code 2 on Q 2 on Q 312 (variables b343_1...b343_xx)		
Pre-question	Interviewer Check: If R was married to this partner (310) continue. If not married to this partner go to 319.		
Literal question	Did you and he/she get divorced?		
Value	Label	Cases	Percentage
1	yes	1	<div><div></div></div> 100.0%

# b349a_3: Got divorced from partner 3 (W2)			
Value	Label	Cases	Percentage
2	no	0	
7	does not know	0	
8	refusal	0	
9	no response/not applicable	0	
Sysmiss		3148	
Warning: these figures indicate the number of cases found in the data file. They cannot be interpreted as summary statistics of the population of interest.			
# b349m_1: Mnth of divorce of partnership 1 (W2)			
Information	[Type= discrete] [Format=numeric] [Range= 1-2401] [Missing=*/97/98/99]		
Statistics [NW/ W]	[Valid=122 /-] [Invalid=3027 /-]		
Definition	Q 317		
Universe	If code 1 on Q 310 (variables b335a_1 ... b335a_xx) and code 2 on Q 2 on Q 312 (variables b343_1...b343_xx)		
Literal question	In what month and year did you get divorced?		
Value	Label	Cases	Percentage
1	January	14	11.5%
2	February	3	2.5%
3	March	4	3.3%
4	April	12	9.8%
5	May	11	9.0%
6	June	12	9.8%
7	July	7	5.7%
8	August	5	4.1%
9	September	8	6.6%
10	October	9	7.4%
11	November	10	8.2%
12	December	6	4.9%
21	winter months at the beginning of the year (January, February)	5	4.1%
22	spring	2	1.6%
23	summer	11	9.0%
24	autumn	3	2.5%
25	winter at the end of the year (December)	0	
1501	winter	0	
97	does not know	0	
98	refusal	0	
99	not applicable/no response	22	
Sysmiss		3005	
Warning: these figures indicate the number of cases found in the data file. They cannot be interpreted as summary statistics of the population of interest.			
# b349m_2: Mnth of divorce of partnership 2 (W2)			
Information	[Type= discrete] [Format=numeric] [Range= 1-2401] [Missing=*/97/98/99]		
Statistics [NW/ W]	[Valid=7 /-] [Invalid=3142 /-]		
Universe	If code 1 on Q 310 (variables b335a_1 ... b335a_xx) and code 2 on Q 2 on Q 312 (variables b343_1...b343_xx)		
Literal question	In what month and year did you get divorced?		
Value	Label	Cases	Percentage
1	January	2	28.6%

# b349m_2: Mnth of divorce of partnership 2 (W2)			
Value	Label	Cases	Percentage
2	February	1	14.3%
3	March	0	
4	April	0	
5	May	1	14.3%
6	June	0	
7	July	1	14.3%
8	August	0	
9	September	0	
10	October	1	14.3%
11	November	0	
12	December	1	14.3%
21	winter months at the beginning of the year (January, February)	0	
22	spring	0	
23	summer	0	
24	autumn	0	
25	winter at the end of the year (December)	0	
1501	winter	0	
97	does not know	0	
98	refusal	0	
99	not applicable/no response	0	
Sysmiss		3142	
Warning: these figures indicate the number of cases found in the data file. They cannot be interpreted as summary statistics of the population of interest.			
# b349m_3: Mnth of divorce of partnership 3 (W2)			
Information	[Type= discrete] [Format=numeric] [Range= 1-2401] [Missing=*/97/98/99]		
Statistics [NW/ W]	[Valid=1 /-] [Invalid=3148 /-]		
Universe	If code 1 on Q 310 (variables b335a_1 ... b335a_xx) and code 2 on Q 2 on Q 312 (variables b343_1...b343_xx)		
Literal question	In what month and year did you get divorced?		
Value	Label	Cases	Percentage
1	January	0	
2	February	0	
3	March	1	100.0%
4	April	0	
5	May	0	
6	June	0	
7	July	0	
8	August	0	
9	September	0	
10	October	0	
11	November	0	
12	December	0	
21	winter months at the beginning of the year (January, February)	0	
22	spring	0	
23	summer	0	
24	autumn	0	

# b349m_3: Mnth of divorce of partnership 3 (W2)			
Value	Label	Cases	Percentage
25	winter at the end of the year (December)	0	
1501	winter	0	
97	does not know	0	
98	refusal	0	
99	not applicable/no response	0	
Sysmiss		3148	
Warning: these figures indicate the number of cases found in the data file. They cannot be interpreted as summary statistics of the population of interest.			
# b349y_1: Yr of divorce of partnership 1 (W2)			
Information	[Type= discrete] [Format=numeric] [Range= 1952-2401] [Missing=*/9997/9998/9999]		
Statistics [NW/ W]	[Valid=136 /-] [Invalid=3013 /-]		
Definition	Q 317		
Universe	If code 1 on Q 310 (variables b335a_1 ... b335a_xx) and code 2 on Q 2 on Q 312 (variables b343_1...b343_xx)		
Literal question	In what month and year did you get divorced?		
Value	Label	Cases	Percentage
1952		1	<div></div> 0.7%
1966		1	<div></div> 0.7%
1968		1	<div></div> 0.7%
1969		2	<div></div> 1.5%
1973		5	<div></div> 3.7%
1974		2	<div></div> 1.5%
1976		3	<div></div> 2.2%
1977		2	<div></div> 1.5%
1978		2	<div></div> 1.5%
1980		2	<div></div> 1.5%
1981		3	<div></div> 2.2%
1983		2	<div></div> 1.5%
1984		4	<div></div> 2.9%
1985		3	<div></div> 2.2%
1986		4	<div></div> 2.9%
1987		1	<div></div> 0.7%
1988		1	<div></div> 0.7%
1989		2	<div></div> 1.5%
1990		1	<div></div> 0.7%
1991		2	<div></div> 1.5%
1992		3	<div></div> 2.2%
1993		1	<div></div> 0.7%
1994		1	<div></div> 0.7%
1995		2	<div></div> 1.5%
1996		1	<div></div> 0.7%
1997		3	<div></div> 2.2%
1998		1	<div></div> 0.7%
1999		4	<div></div> 2.9%
2000		3	<div></div> 2.2%
2001		2	<div></div> 1.5%

# b349y_1: Yr of divorce of partnership 1 (W2)			
Value	Label	Cases	Percentage
2002		3	<div></div> 2.2%
2003		5	<div></div> 3.7%
2004		3	<div></div> 2.2%
2005		9	<div></div> 6.6%
2006		16	<div></div> 11.8%
2007		24	<div></div> 17.6%
2008		11	<div></div> 8.1%
9997	does not know	0	
9998	refusal	0	
9999	not applicable/no response	8	
Sysmiss		3005	
Warning: these figures indicate the number of cases found in the data file. They cannot be interpreted as summary statistics of the population of interest.			
# b349y_2: Yr of divorce of partnership 2 (W2)			
Information	[Type= discrete] [Format=numeric] [Range= 1983-2401] [Missing=*/9997/9998/9999]		
Statistics [NW/ W]	[Valid=6 /-] [Invalid=3143 /-]		
Definition	Q 317		
Universe	If code 1 on Q 310 (variables b335a_1 ... b335a_xx) and code 2 on Q 2 on Q 312 (variables b343_1...b343_xx)		
Literal question	In what month and year did you get divorced?		
Value	Label	Cases	Percentage
1991		1	<div></div> 16.7%
1992		2	<div></div> 33.3%
1995		1	<div></div> 16.7%
2003		1	<div></div> 16.7%
2007		1	<div></div> 16.7%
9997	does not know	0	
9998	refusal	0	
9999	no response/not applicable	1	
Sysmiss		3142	
Warning: these figures indicate the number of cases found in the data file. They cannot be interpreted as summary statistics of the population of interest.			
# b349y_3: Yr of divorce of partnership 3 (W2)			
Information	[Type= discrete] [Format=numeric] [Range= 1985-2401] [Missing=*/9997/9998/9999]		
Statistics [NW/ W]	[Valid=1 /-] [Invalid=3148 /-]		
Definition	Q 317		
Universe	If code 1 on Q 310 (variables b335a_1 ... b335a_xx) and code 2 on Q 2 on Q 312 (variables b343_1...b343_xx)		
Literal question	In what month and year did you get divorced?		
Value	Label	Cases	Percentage
2007		1	<div></div> 100.0%
9997	does not know	0	
9998	refusal	0	
9999	no response/not applicable	0	
Sysmiss		3148	
Warning: these figures indicate the number of cases found in the data file. They cannot be interpreted as summary statistics of the population of interest.			

# b350_1: Who started the legal process of divorce of partnership 1			
Information	[Type= discrete] [Format=numeric] [Range= 1-3] [Missing=*/7/8/9]		
Statistics [NW/ W]	[Valid=144 /-] [Invalid=3005 /-]		
Definition	Q 318		
Universe	If code 1 on Q 310 (variables b335a_1 ... b335a_xx) and code 2 on Q 2 on Q 312 (variables b343_1...b343_xx)		
Literal question	Who started the legal process of divorce?		
Value	Label	Cases	Percentage
1	R	63	<div></div> 43.8%
2	R and partner together	38	<div></div> 26.4%
3	partner	43	<div></div> 29.9%
7	does not know	0	
8	refusal	0	
9	not applicable/no response	0	
Sysmiss		3005	
Warning: these figures indicate the number of cases found in the data file. They cannot be interpreted as summary statistics of the population of interest.			
# b350_2: Who started the legal process of divorce of partnership 2			
Information	[Type= discrete] [Format=numeric] [Range= 1-3] [Missing=*/7/8/9]		
Statistics [NW/ W]	[Valid=7 /-] [Invalid=3142 /-]		
Definition	Q 318		
Universe	If code 1 on Q 310 (variables b335a_1 ... b335a_xx) and code 2 on Q 2 on Q 312 (variables b343_1...b343_xx)		
Literal question	Who started the legal process of divorce?		
Value	Label	Cases	Percentage
1	R	5	<div></div> 71.4%
2	R and partner together	1	<div></div> 14.3%
3	partner	1	<div></div> 14.3%
7	does not know	0	
8	refusal	0	
9	no response/not applicable	0	
Sysmiss		3142	
Warning: these figures indicate the number of cases found in the data file. They cannot be interpreted as summary statistics of the population of interest.			
# b350_3: Who started the legal process of divorce of partnership 3			
Information	[Type= discrete] [Format=numeric] [Range= 1-3] [Missing=*/7/8/9]		
Statistics [NW/ W]	[Valid=1 /-] [Invalid=3148 /-]		
Definition	Q 318		
Universe	If code 1 on Q 310 (variables b335a_1 ... b335a_xx) and code 2 on Q 2 on Q 312 (variables b343_1...b343_xx)		
Literal question	Who started the legal process of divorce?		
Value	Label	Cases	Percentage
1	R	0	
2	R and partner together	0	
3	partner	1	<div></div> 100.0%
7	does not know	0	
8	refusal	0	
9	no response/not applicable	0	
Sysmiss		3148	



<b># b350_3: Who started the legal process of divorce of partnership 3</b>			
<i>Warning: these figures indicate the number of cases found in the data file. They cannot be interpreted as summary statistics of the population of interest.</i>			
<b># b351_1: Any other partnership after partnership 1 just asked about?</b>			
Information	[Type= discrete] [Format=numeric] [Range= 1-99] [Missing=*/7/8/9]		
Statistics [NW/ W]	[Valid=289 -] [Invalid=2860 -]		
Definition	Q 319		
Universe	If code 1 on Q 306 (variable bn 306)		
Literal question	Did you live together with another partner afterwards?		
Post-question	If "yes", go to 307 on the next partner. If "no", continue with Interviewer Check before 320.		
Value	Label	Cases	Percentage
1	yes	121	<div></div> 41.9%
2	no	168	<div></div> 58.1%
7	does not know	0	
8	refusal	0	
9	not applicable/no response	0	
Sysmiss		2860	
<i>Warning: these figures indicate the number of cases found in the data file. They cannot be interpreted as summary statistics of the population of interest.</i>			
<b># b351_2: Any other partnership after partnership 2 just asked about?</b>			
Information	[Type= discrete] [Format=numeric] [Range= 1-99] [Missing=*/7/8/9]		
Statistics [NW/ W]	[Valid=22 -] [Invalid=3127 -]		
Definition	Q 319		
Universe	If code 1 on Q 306 (variable bn 306)		
Literal question	Did you live together with another partner afterwards?		
Post-question	If "yes", go to 307 on the next partner. If "no", continue with Interviewer Check before 320.		
Value	Label	Cases	Percentage
1	yes	10	<div></div> 45.5%
2	no	12	<div></div> 54.5%
7	does not know	0	
8	refusal	0	
9	not applicable/no response	0	
Sysmiss		3127	
<i>Warning: these figures indicate the number of cases found in the data file. They cannot be interpreted as summary statistics of the population of interest.</i>			
<b># b351_3: Any other partnership after partnership 3 just asked about?</b>			
Information	[Type= discrete] [Format=numeric] [Range= 1-99] [Missing=*/7/8/9]		
Statistics [NW/ W]	[Valid=5 -] [Invalid=3144 -]		
Definition	Q 319		
Universe	If code 1 on Q 306 (variable bn 306)		
Literal question	Did you live together with another partner afterwards?		
Post-question	If "yes", go to 307 on the next partner. If "no", continue with Interviewer Check before 320.		
Value	Label	Cases	Percentage
1	yes	0	

# b351_3: Any other partnership after partnership 3 just asked about?			
Value	Label	Cases	Percentage
2	no	5	<div><div></div></div> 100.0%
7	does not know	0	
8	refusal	0	
9	not applicable/no response	0	
Sysmiss		3144	
Warning: these figures indicate the number of cases found in the data file. They cannot be interpreted as summary statistics of the population of interest.			
# b352b_1: Which partnership 1 homosexual (see ref. partnership table)			
Information	[Type= discrete] [Format=numeric] [Range= 0-1] [Missing=*/97/98/99]		
Statistics [NW/ W]	[Valid=9 /-] [Invalid=3140 /-]		
Definition	Q 321		
Universe	If code 1 on Q 320 (variable b352a)		
Literal question	Which one(s)?		
Interviewer's instructions	Write reference numbers of same-sex partners from the table on the line below.		
Value	Label	Cases	Percentage
0		1	<div><div></div></div> 11.1%
1		8	<div><div></div></div> 88.9%
97	does not know	0	
98	refusal	0	
99	not applicable/no response	0	
Sysmiss		3140	
Warning: these figures indicate the number of cases found in the data file. They cannot be interpreted as summary statistics of the population of interest.			
# b352b_2: Which partnership 2 homosexual (see ref. partnership table)			
Information	[Type= discrete] [Format=numeric] [Range= 0-1] [Missing=*/97/98/99]		
Statistics [NW/ W]	[Valid=9 /-] [Invalid=3140 /-]		
Definition	Q 321		
Universe	If code 1 on Q 320 (variable b352a)		
Literal question	Which one(s)?		
Interviewer's instructions	Write reference numbers of same-sex partners from the table on the line below.		
Value	Label	Cases	Percentage
0		8	<div><div></div></div> 88.9%
1		1	<div><div></div></div> 11.1%
97	does not know	0	
98	refusal	0	
99	not applicable/no response	0	
Sysmiss		3140	
Warning: these figures indicate the number of cases found in the data file. They cannot be interpreted as summary statistics of the population of interest.			
# b352b_3: Which partnership 3 homosexual (see ref. partnership table)			
Information	[Type= discrete] [Format=numeric] [Range= 0-0] [Missing=*/97/98/99]		
Statistics [NW/ W]	[Valid=9 /-] [Invalid=3140 /-]		
Definition	Q 321		
Universe	If code 1 on Q 320 (variable b352a)		
Literal question	Which one(s)?		

# b352b_3: Which partnership 3 homosexual (see ref. partnership table)			
<b>Interviewer's instructions</b>		Write reference numbers of same-sex partners from the table on the line below.	
Value	Label	Cases	Percentage
0		9	<div><div></div></div> 100.0%
97	does not know	0	
98	refusal	0	
99	not applicable/no response	0	
Sysmiss		3140	
<i>Warning: these figures indicate the number of cases found in the data file. They cannot be interpreted as summary statistics of the population of interest.</i>			
# b352b_4: Which partnership 4 homosexual (see ref. partnership table)			
<b>Information</b>		[Type= discrete] [Format=numeric] [Range= 0-0] [Missing=*/97/98/99]	
<b>Statistics [NW/ W]</b>		[Valid=9 /-] [Invalid=3140 /-]	
<b>Definition</b>		Q 321	
<b>Universe</b>		If code 1 on Q 320 (variable b352a)	
<b>Literal question</b>		Which one(s)?	
<b>Interviewer's instructions</b>		Write reference numbers of same-sex partners from the table on the line below.	
Value	Label	Cases	Percentage
0		9	<div><div></div></div> 100.0%
97	does not know	0	
98	refusal	0	
99	not applicable/no response	0	
Sysmiss		3140	
<i>Warning: these figures indicate the number of cases found in the data file. They cannot be interpreted as summary statistics of the population of interest.</i>			
# b352b_5: Which partnership 5 homosexual (see ref. partnership table)			
<b>Information</b>		[Type= discrete] [Format=numeric] [Range= 0-0] [Missing=*/97/98/99]	
<b>Statistics [NW/ W]</b>		[Valid=9 /-] [Invalid=3140 /-]	
<b>Definition</b>		Q 321	
<b>Universe</b>		If code 1 on Q 320 (variable b352a)	
<b>Literal question</b>		Which one(s)?	
<b>Interviewer's instructions</b>		Write reference numbers of same-sex partners from the table on the line below.	
Value	Label	Cases	Percentage
0		9	<div><div></div></div> 100.0%
97	does not know	0	
98	refusal	0	
99	not applicable/no response	0	
Sysmiss		3140	
<i>Warning: these figures indicate the number of cases found in the data file. They cannot be interpreted as summary statistics of the population of interest.</i>			
# b352b_6: Which partnership 6 homosexual (see ref. partnership table)			
<b>Information</b>		[Type= discrete] [Format=numeric] [Range= 0-0] [Missing=*/97/98/99]	
<b>Statistics [NW/ W]</b>		[Valid=9 /-] [Invalid=3140 /-]	
<b>Definition</b>		Q 321	
<b>Universe</b>		If code 1 on Q 320 (variable b352a)	
<b>Literal question</b>		Which one(s)?	

<b># b352b_6: Which partnership 6 homosexual (see ref. partnership table)</b>			
<b>Interviewer's instructions</b>		Write reference numbers of same-sex partners from the table on the line below.	
<b>Value</b>	<b>Label</b>	<b>Cases</b>	<b>Percentage</b>
0		9	<div><div></div></div> 100.0%
97	does not know	0	
98	refusal	0	
99	not applicable/no response	0	
Sysmiss		3140	
<i>Warning: these figures indicate the number of cases found in the data file. They cannot be interpreted as summary statistics of the population of interest.</i>			
<b># b352b_7: Which partnership 7 homosexual (see ref. partnership table)</b>			
<b>Information</b>		[Type= discrete] [Format=numeric] [Range= 0-0] [Missing=*/97/98/99]	
<b>Statistics [NW/ W]</b>		[Valid=9 /-] [Invalid=3140 /-]	
<b>Definition</b>		Q 321	
<b>Universe</b>		If code 1 on Q 320 (variable b352a)	
<b>Literal question</b>		Which one(s)?	
<b>Interviewer's instructions</b>		Write reference numbers of same-sex partners from the table on the line below.	
<b>Value</b>	<b>Label</b>	<b>Cases</b>	<b>Percentage</b>
0		9	<div><div></div></div> 100.0%
97	does not know	0	
98	refusal	0	
99	not applicable/no response	0	
Sysmiss		3140	
<i>Warning: these figures indicate the number of cases found in the data file. They cannot be interpreted as summary statistics of the population of interest.</i>			
<b># b352b_8: Which partnership 8 homosexual (see ref. partnership table)</b>			
<b>Information</b>		[Type= discrete] [Format=numeric] [Range= 0-0] [Missing=*/97/98/99]	
<b>Statistics [NW/ W]</b>		[Valid=9 /-] [Invalid=3140 /-]	
<b>Definition</b>		Q 321	
<b>Universe</b>		If code 1 on Q 320 (variable b352a)	
<b>Literal question</b>		Which one(s)?	
<b>Interviewer's instructions</b>		Write reference numbers of same-sex partners from the table on the line below.	
<b>Value</b>	<b>Label</b>	<b>Cases</b>	<b>Percentage</b>
0		9	<div><div></div></div> 100.0%
97	does not know	0	
98	refusal	0	
99	not applicable/no response	0	
Sysmiss		3140	
<i>Warning: these figures indicate the number of cases found in the data file. They cannot be interpreted as summary statistics of the population of interest.</i>			
<b># b370: Current partner status (W2)</b>			
<b>Information</b>		[Type= discrete] [Format=numeric] [Range= 1-3] [Missing=*/7/8/9]	
<b>Statistics [NW/ W]</b>		[Valid=3149 /-] [Invalid=0 /-]	
<b>Definition</b>		Consolidated variable from household grid and question 325 (variables bhg3_2 and b310).	
<b>Value</b>	<b>Label</b>	<b>Cases</b>	<b>Percentage</b>
1	co-resident partner	1789	<div><div></div></div> 56.8%

# b370: Current partner status (W2)			
Value	Label	Cases	Percentage
2	non-resident partner	193	<div><div></div></div> 6.1%
3	no partner	1167	<div><div></div></div> 37.1%
7	does not know	0	
8	refusal	0	
9	no response/not applicable	0	
Warning: these figures indicate the number of cases found in the data file. They cannot be interpreted as summary statistics of the population of interest.			
# b371m: Month starting living together with current partner (W2)			
Information	[Type= discrete] [Format=numeric] [Range= 1-2401] [Missing=*/97/98/99]		
Statistics [NW/ W]	[Valid=1797 /-] [Invalid=1352 /-]		
Definition	Consolidated variables Variables obtained from Q 326: variables b311m, b334m_*, b311y, b334y_*; if partner is the same then W1 the data is merged from W1, variables a301m and a301y.  FRA, one additional value: "1501-winter".		
Universe	If R has a partner (co-resident or non-resident)		
Value	Label	Cases	Percentage
1	January	139	<div><div></div></div> 7.7%
2	February	115	<div><div></div></div> 6.4%
3	March	154	<div><div></div></div> 8.6%
4	April	185	<div><div></div></div> 10.3%
5	May	125	<div><div></div></div> 7.0%
6	June	198	<div><div></div></div> 11.0%
7	July	164	<div><div></div></div> 9.1%
8	August	130	<div><div></div></div> 7.2%
9	September	189	<div><div></div></div> 10.5%
10	October	139	<div><div></div></div> 7.7%
11	November	109	<div><div></div></div> 6.1%
12	December	105	<div><div></div></div> 5.8%
21	winter months at the beginning of the year (January, February)	5	<div><div></div></div> 0.3%
22	spring	14	<div><div></div></div> 0.8%
23	summer	14	<div><div></div></div> 0.8%
24	autumn	12	<div><div></div></div> 0.7%
25	winter at the end of the year (December)	0	
1501	winter	0	
97	does not know	0	
98	refusal	0	
99	no response/not applicable	185	
Sysmiss		1167	
Warning: these figures indicate the number of cases found in the data file. They cannot be interpreted as summary statistics of the population of interest.			
# b371y: Year starting living together with current partner (W2)			
Information	[Type= discrete] [Format=numeric] [Range= 1907-2401] [Missing=*/9997/9998/9999]		
Statistics [NW/ W]	[Valid=1866 /-] [Invalid=1283 /-]		
Definition	Consolidated variables Variables obtained from Q 326: variables b311m, b334m_*, b311y, b334y_*; if partner is the same then W1 the data is merged from W1, variables a301m and a301y.		

# **# b371y: Year starting living together with current partner (W2)**

Universe

If R has a partner (co-resident or non-resident)

Value	Label	Cases	Percentage
1945		1	0.1%
1950		1	0.1%
1951		7	0.4%
1952		3	0.2%
1953		4	0.2%
1954		7	0.4%
1955		13	0.7%
1956		12	0.6%
1957		10	0.5%
1958		17	0.9%
1959		24	1.3%
1960		25	1.3%
1961		20	1.1%
1962		29	1.6%
1963		27	1.4%
1964		21	1.1%
1965		26	1.4%
1966		30	1.6%
1967		26	1.4%
1968		33	1.8%
1969		25	1.3%
1970		43	2.3%
1971		31	1.7%
1972		33	1.8%
1973		34	1.8%
1974		31	1.7%
1975		40	2.1%
1976		34	1.8%
1977		26	1.4%
1978		34	1.8%
1979		36	1.9%
1980		41	2.2%
1981		26	1.4%
1982		32	1.7%
1983		34	1.8%
1984		28	1.5%
1985		28	1.5%
1986		33	1.8%
1987		35	1.9%
1988		38	2.0%
1989		40	2.1%
1990		42	2.3%
1991		28	1.5%
1992		37	2.0%

# b371y: Year starting living together with current partner (W2)			
Value	Label	Cases	Percentage
1993		42	2.3%
1994		29	1.6%
1995		35	1.9%
1996		41	2.2%
1997		42	2.3%
1998		36	1.9%
1999		40	2.1%
2000		48	2.6%
2001		37	2.0%
2002		37	2.0%
2003		63	3.4%
2004		50	2.7%
2005		40	2.1%
2006		61	3.3%
2007		88	4.7%
2008		32	1.7%
9997	does not know	0	
9998	refusal	0	
9999	no response/not applicable	116	
Sysmiss		1167	
Warning: these figures indicate the number of cases found in the data file. They cannot be interpreted as summary statistics of the population of interest.			
# b371AgeR: R's age at start of living with current partner (W2)			
Information	[Type= discrete] [Format=numeric] [Range= 0-9999] [Missing=*/997/998/999]		
Statistics [NW/ W]	[Valid=1865 /-] [Invalid=1284 /-]		
Definition	Derived variables from consolidated variables b371m and b371y (variables obtained from Q 326: variables b311m, b334m_*, b311y, b334y_*; if partner is the same then W1 the data is merged from W1, variables a301m and a301y).		
Universe	If R has a partner (co-resident or non-resident)		
Notes	R's time of birth was deducted from HH grid. If information on the month of birth / month when started current relationship was missing, a 6 (june) was used in the calculation. Values 21-25 for month values are converted in the followig way: "Beginning of the Year" = "January-February"; "Spring" = "May"; "Summer" = "August"; "Autumn" = "October"; "End of Year" = "December".		
Value	Label	Cases	Percentage
0		1	0.1%
1		2	0.1%
2		1	0.1%
4		2	0.1%
5		1	0.1%
10		1	0.1%
13		1	0.1%
14		3	0.2%
15		11	0.6%
16		25	1.3%
17		62	3.3%
18		97	5.2%
19		157	8.4%

## # b371AgeR: R's age at start of living with current partner (W2)

Value	Label	Cases	Percentage
20		152	8.2%
21		185	9.9%
22		162	8.7%
23		149	8.0%
24		125	6.7%
25		109	5.8%
26		99	5.3%
27		59	3.2%
28		58	3.1%
29		34	1.8%
30		33	1.8%
31		39	2.1%
32		22	1.2%
33		38	2.0%
34		17	0.9%
35		18	1.0%
36		13	0.7%
37		14	0.8%
38		12	0.6%
39		7	0.4%
40		11	0.6%
41		12	0.6%
42		18	1.0%
43		7	0.4%
44		12	0.6%
45		10	0.5%
46		5	0.3%
47		5	0.3%
48		10	0.5%
49		10	0.5%
50		6	0.3%
51		4	0.2%
52		7	0.4%
53		7	0.4%
54		3	0.2%
55		4	0.2%
56		2	0.1%
57		3	0.2%
58		1	0.1%
59		2	0.1%
60		3	0.2%
61		3	0.2%
62		3	0.2%
63		2	0.1%
65		2	0.1%



# b371AgeR: R's age at start of living with current partner (W2)			
Value	Label	Cases	Percentage
68		3	<div><div></div></div> 0.2%
74		1	<div><div></div></div> 0.1%
997	does not know	0	
998	refusal	0	
999	no response/not applicable	116	
Sysmiss		1168	
Warning: these figures indicate the number of cases found in the data file. They cannot be interpreted as summary statistics of the population of interest.			
# b372a: Was married or not with current partner (W2)			
Information	[Type= discrete] [Format=numeric] [Range= 1-1501] [Missing=*/7/8/9]		
Statistics [NW/ W]	[Valid=1724 /-] [Invalid=1425 /-]		
Definition	Consolidated variable from Q 302, 303, 310 (variables bn302 and b335_*). It only refers to co-resident partner.  FRA, one additional value "1501-civil union(PACS)".		
Universe	If R has a co-resident partner.		
Literal question	Are you and he/she legally married?		
Value	Label	Cases	Percentage
1	yes	1485	<div><div></div></div> 86.1%
2	no	239	<div><div></div></div> 13.9%
6	unknown	0	
1501	civil union(PACS)	0	
7	does not know	0	
8	refusal	0	
9	no response/not applicable	60	
Sysmiss		1365	
Warning: these figures indicate the number of cases found in the data file. They cannot be interpreted as summary statistics of the population of interest.			
# b372bm: Month marriage with current partner (W2)			
Information	[Type= discrete] [Format=numeric] [Range= 1-2401] [Missing=*/97/98/99]		
Statistics [NW/ W]	[Valid=1434 /-] [Invalid=1715 /-]		
Definition	Consolidated variables Variables obtained from Q 304 and 311: variables bn304m, b335bm_*, bn304y, b335by_*; if partner is the same then W1 the data is merged from W1, variables a302by and a302bm. It only refers to co-resident partner.  FRA, one additional value: "1501-winter".		
Universe	If R has a co-resident partner.		
Literal question	In which month and year? (Q 304) In what month and year did you legally marry him/her? (Q 311)		
Value	Label	Cases	Percentage
1	January	81	<div><div></div></div> 5.6%
2	February	60	<div><div></div></div> 4.2%
3	March	118	<div><div></div></div> 8.2%
4	April	195	<div><div></div></div> 13.6%
5	May	51	<div><div></div></div> 3.6%
6	June	198	<div><div></div></div> 13.8%
7	July	141	<div><div></div></div> 9.8%
8	August	121	<div><div></div></div> 8.4%

# **# b372bm: Month marriage with current partner (W2)**

Value	Label	Cases	Percentage
9	September	162	<div></div> 11.3%
10	October	108	<div></div> 7.5%
11	November	107	<div></div> 7.5%
12	December	84	<div></div> 5.9%
21	winter months at the beginning of the year (January, February)	1	<div></div> 0.1%
22	spring	1	<div></div> 0.1%
23	summer	4	<div></div> 0.3%
24	autumn	2	<div></div> 0.1%
25	winter at the end of the year (December)	0	
97	does not know	0	
98	refusal	0	
99	no response/not applicable	111	
Sysmiss		1604	

*Warning: these figures indicate the number of cases found in the data file. They cannot be interpreted as summary statistics of the population of interest.*

# b372by: Year marriage with current partner (W2)			
Information	[Type= discrete] [Format=numeric] [Range= 1936-2401] [Missing=*/9997/9998/9999]		
Statistics [NW/ W]	[Valid=1461 /-] [Invalid=1688 /-]		
Definition	Consolidated variables Variables obtained from Q 304 and 311: variables bn304m, b335bm_*, bn304y, b335by_*; if partner is the same then W1 the data is merged from W1, variables a302by and a302bm. It only refers to co-resident partner.		
Universe	If R has a co-resident partner.		
Literal question	In which month and year? (Q 304) In what month and year did you legally marry him/her? (Q 311)		
Value	Label	Cases	Percentage
1945		1	0.1%
1951		6	0.4%
1952		4	0.3%
1953		2	0.1%
1954		9	0.6%
1955		13	0.9%
1956		13	0.9%
1957		11	0.8%
1958		15	1.0%
1959		26	1.8%
1960		24	1.6%
1961		24	1.6%
1962		32	2.2%
1963		26	1.8%
1964		22	1.5%
1965		23	1.6%
1966		29	2.0%
1967		26	1.8%
1968		25	1.7%
1969		28	1.9%
1970		36	2.5%
1971		35	2.4%
1972		34	2.3%
1973		30	2.1%
1974		30	2.1%
1975		41	2.8%
1976		31	2.1%
1977		28	1.9%
1978		30	2.1%
1979		34	2.3%
1980		30	2.1%
1981		30	2.1%
1982		39	2.7%
1983		25	1.7%
1984		28	1.9%
1985		25	1.7%
1986		25	1.7%

### # b372by: Year marriage with current partner (W2)

Value	Label	Cases	Percentage
1987		30	2.1%
1988		38	2.6%
1989		36	2.5%
1990		31	2.1%
1991		25	1.7%
1992		36	2.5%
1993		33	2.3%
1994		25	1.7%
1995		20	1.4%
1996		27	1.8%
1997		27	1.8%
1998		26	1.8%
1999		30	2.1%
2000		37	2.5%
2001		29	2.0%
2002		20	1.4%
2003		22	1.5%
2004		31	2.1%
2005		14	1.0%
2006		20	1.4%
2007		13	0.9%
2008		1	0.1%
9997	does not know	0	
9998	refusal	0	
9999	no response/not applicable	84	
Sysmiss		1604	

Warning: these figures indicate the number of cases found in the data file. They cannot be interpreted as summary statistics of the population of interest.

### # b372bAgeR: R's age of marrying current spouse (W2)

<b>Information</b>	[Type= discrete] [Format=numeric] [Range= 0-9999] [Missing=*/997/998/999]
<b>Statistics [NW/ W]</b>	[Valid=1461 /-] [Invalid=1688 /-]
<b>Definition</b>	Derived variables from consolidated variables b372bm and b372by (variables obtained from Q 304 and 311: variables bn304m, b335bm_*, bn304y, b335by_*; if partner is the same then W1 the data is merged from W1, variables a302by and a302bm). It only refers to co-resident partner.
<b>Universe</b>	If R has a co-resident partner.
<b>Literal question</b>	In what month and year did you marry?
<b>Notes</b>	R's time of birth was deducted from HH grid. If information on the month of birth / month when married current spouse was missing, a 6 (june) was used in the calculation. Values 21-25 for month values are converted in the followig way: "Beginning of the Year" = "January-February"; "Spring" = "May"; "Summer" = "August"; "Autumn" = "October"; "End of Year" = "December".

Value	Label	Cases	Percentage
11		1	0.1%
14		1	0.1%
15		5	0.3%
16		20	1.4%
17		57	3.9%

## # b372bAgeR: R's age of marrying current spouse (W2)

Value	Label	Cases	Percentage
18		92	6.3%
19		135	9.2%
20		128	8.8%
21		147	10.1%
22		134	9.2%
23		135	9.2%
24		114	7.8%
25		100	6.8%
26		73	5.0%
27		52	3.6%
28		45	3.1%
29		33	2.3%
30		21	1.4%
31		20	1.4%
32		20	1.4%
33		15	1.0%
34		15	1.0%
35		10	0.7%
36		9	0.6%
37		8	0.5%
38		6	0.4%
39		3	0.2%
40		5	0.3%
41		2	0.1%
42		6	0.4%
43		8	0.5%
44		5	0.3%
45		4	0.3%
46		1	0.1%
47		5	0.3%
48		3	0.2%
49		8	0.5%
50		4	0.3%
51		3	0.2%
52		1	0.1%
53		1	0.1%
54		2	0.1%
56		1	0.1%
59		1	0.1%
60		1	0.1%
61		1	0.1%
997	does not know	0	
998	refusal	0	
999	no response/not applicable	84	
Sysmiss		1604	

# b372bAgeR: R's age of marrying current spouse (W2)			
<i>Warning: these figures indicate the number of cases found in the data file. They cannot be interpreted as summary statistics of the population of interest.</i>			
# b372bTdiff: Time elapsed (years) between start of relationship and marriage (consolidated) (W2)			
Information	[Type= discrete] [Format=numeric] [Range= 0-45] [Missing=*/997/998/999]		
Statistics [NW/ W]	[Valid=1301 /-] [Invalid=1848 /-] [Mean=0.676 /-] [StdDev=2.101 /-]		
Definition	Consolidated variable from derived variables b372bAgeR and b371AgeR. It only refers to co-resident partner.		
Universe	If R has a co-resident partner.		
Notes	If information on the month of starting the relationship / month of marriage was missing, a 6 (june) was used in the calculation. Values 21-25 for month values are converted in the following way: "Beginning of the Year" = "January-February"; "Spring" = "May"; "Summer" = "August"; "Autumn" = "October"; "End of Year" = "December". If respondents got married before living together then the observation is excluded.		
Value	Label	Cases	Percentage
0		1002	77.0%
1		135	10.4%
2		61	4.7%
3		32	2.5%
4		23	1.8%
5		12	0.9%
6		6	0.5%
7		7	0.5%
8		4	0.3%
9		6	0.5%
10		4	0.3%
11		1	0.1%
12		1	0.1%
15		2	0.2%
16		1	0.1%
17		1	0.1%
20		1	0.1%
26		1	0.1%
31		1	0.1%
997	does not know	0	
998	refusal	0	
999	no response/not applicable	128	
Sysmiss		1720	
<i>Warning: these figures indicate the number of cases found in the data file. They cannot be interpreted as summary statistics of the population of interest.</i>			
# b373m: Mnth of birth current partner (W2)			
Information	[Type= discrete] [Format=numeric] [Range= 1-2401] [Missing=*/97/98/99]		
Statistics [NW/ W]	[Valid=1965 /-] [Invalid=1184 /-]		
Definition	Consolidated variable from household grid and Q 330 (variables bhg6m_2 and b315m). If partner is the same then W1 the data is merged from W1.  FRA, one additional value: "1501-winter".		
Universe	If R has a partner (co-resident or non-resident)		
Literal question	In what month and year was he/she born? (Q 108.b) In what month and year was your partner/spouse born? (Q 330)		

### # b373m: Mnth of birth current partner (W2)

Value	Label	Cases	Percentage
1	January	155	7.9%
2	February	144	7.3%
3	March	193	9.8%
4	April	185	9.4%
5	May	177	9.0%
6	June	209	10.6%
7	July	176	9.0%
8	August	146	7.4%
9	September	129	6.6%
10	October	134	6.8%
11	November	151	7.7%
12	December	122	6.2%
21	winter months at the beginning of the year (January, February)	8	0.4%
22	spring	12	0.6%
23	summer	12	0.6%
24	autumn	12	0.6%
25	winter at the end of the year (December)	0	
1501	winter	0	
97	does not know	0	
98	refusal	0	
99	no response/not applicable	17	
Sysmiss		1167	

Warning: these figures indicate the number of cases found in the data file. They cannot be interpreted as summary statistics of the population of interest.

### # b373y: Year of birth current partner (W2)

<b>Information</b>	[Type= discrete] [Format=numeric] [Range= 1905-2401] [Missing=*/9997/9998/9999]
<b>Statistics [NW/ W]</b>	[Valid=1968 /-] [Invalid=1181 /-]
<b>Definition</b>	Consolidated variable from household grid and Q 330 (variables bhg6y_2 and b315y). If partner is the same then W1 the data is merged from W1.
<b>Universe</b>	If R has a partner (co-resident or non-resident)
<b>Literal question</b>	In what month and year was he/she born? (Q 108.b) In what month and year was your partner/spouse born? (Q 330)

Value	Label	Cases	Percentage
1921		2	0.1%
1923		1	0.1%
1925		3	0.2%
1926		2	0.1%
1927		1	0.1%
1928		5	0.3%
1929		6	0.3%
1930		5	0.3%
1931		14	0.7%
1932		14	0.7%
1933		10	0.5%
1934		22	1.1%

## # b373y: Year of birth current partner (W2)

Value	Label	Cases	Percentage
1935		14	0.7%
1936		23	1.2%
1937		24	1.2%
1938		25	1.3%
1939		26	1.3%
1940		31	1.6%
1941		37	1.9%
1942		25	1.3%
1943		40	2.0%
1944		34	1.7%
1945		35	1.8%
1946		59	3.0%
1947		44	2.2%
1948		34	1.7%
1949		35	1.8%
1950		61	3.1%
1951		47	2.4%
1952		45	2.3%
1953		40	2.0%
1954		35	1.8%
1955		48	2.4%
1956		36	1.8%
1957		38	1.9%
1958		56	2.8%
1959		26	1.3%
1960		48	2.4%
1961		22	1.1%
1962		38	1.9%
1963		36	1.8%
1964		38	1.9%
1965		43	2.2%
1966		29	1.5%
1967		29	1.5%
1968		36	1.8%
1969		34	1.7%
1970		66	3.4%
1971		36	1.8%
1972		55	2.8%
1973		48	2.4%
1974		34	1.7%
1975		44	2.2%
1976		45	2.3%
1977		48	2.4%
1978		24	1.2%
1979		28	1.4%



# b373y: Year of birth current partner (W2)			
Value	Label	Cases	Percentage
1980		35	<div></div> 1.8%
1981		26	<div></div> 1.3%
1982		26	<div></div> 1.3%
1983		20	<div></div> 1.0%
1984		19	<div></div> 1.0%
1985		13	<div></div> 0.7%
1986		12	<div></div> 0.6%
1987		14	<div></div> 0.7%
1988		11	<div></div> 0.6%
1989		5	<div></div> 0.3%
1990		3	<div></div> 0.2%
9997	does not know	4	
9998	refusal	0	
9999	no response/not applicable	10	
Sysmiss		1167	
Warning: these figures indicate the number of cases found in the data file. They cannot be interpreted as summary statistics of the population of interest.			
# b374a: Is current partner born in the country (W2)			
Information	[Type= discrete] [Format=numeric] [Range= 1-99] [Missing=*/7/8/9]		
Statistics [NW/ W]	[Valid=1898 /-] [Invalid=1251 /-]		
Definition	Consolidated variable from Q 322 a. and Q 331 a. (variables b303a and b316a). If partner is the same then W1 the data is merged from W1 (a303a).		
Universe	If R has a partner (co-resident or non-resident)		
Literal question	Was your partner/spouse born in [country]?		
Value	Label	Cases	Percentage
1	yes	1806	<div></div> 95.2%
2	no	92	<div></div> 4.8%
6	unknown	0	
7	does not know	0	
8	refusal	0	
9	no response/not applicable	51	
Sysmiss		1200	
Warning: these figures indicate the number of cases found in the data file. They cannot be interpreted as summary statistics of the population of interest.			
# b374b: Country of birth of the current partner (W2)			
Information	[Type= discrete] [Format=numeric] [Range= 4-24003] [Missing=*/9997/9998/9999]		
Statistics [NW/ W]	[Valid=89 /-] [Invalid=3060 /-]		
Definition	<p>Consolidated variable from Q322 b. and Q 331 b. (variables b303b and b316b). If partner is the same then W1 the data is merged from W1 (a303b).</p> <p>- DEU, four additional values: "1401-EU 15 (except Germany)", "1402-new EU member (2004)", "1403-Russia/CIS", "1404-other European country".</p> <p>- HUN, two additional values: "1606-Other EU", "1607-Other Non-EU".</p> <p>- FRA, five specific values "1501-European Union 25", "1502-other European countries", "1503-Maghreb", "1504-other African countries", "1505-Other".</p> <p>CZE: 36 additional values.</p>		

# b374b: Country of birth of the current partner (W2)			
Universe		If R has a partner (co-resident or non-resident)	
Literal question		In which country was he/she born?	
Value	Label	Cases	Percentage
4	Afghanistan	0	
8	Albania	0	
12	Algeria	0	
24	Angola	0	
31	Azerbaijan	0	
32	Argentina	0	
36	Australia	0	
40	Austria	0	
50	Bangladesh	0	
51	Armenia	0	
56	Belgium	0	
68	Bolivia	0	
70	Bosnia and Herzegovina	0	
76	Brazil	0	
100	Bulgaria	0	
112	Belarus	0	
116	Cambodia	0	
120	Cameroon	0	
124	Canada	0	
132	Cape Verde	0	
144	Sri Lanka	0	
152	Chile	0	
156	China	0	
158	Taiwan	0	
170	Colombia	0	
191	Croatia	0	
192	Cuba	0	
196	Cyprus	0	
203	Czech Republic	3	3.4%
208	Denmark	0	
214	Dominican Republic	0	
218	Ecuador	0	
231	Ethiopia	0	
232	Eritrea	0	
233	Estonia	0	
246	Finland	0	
250	France	0	
268	Georgia	0	
276	Germany	2	2.2%
288	Ghana	0	
300	Greece	0	
324	Guinea	0	
344	Hong Kong Special Administrative Region of China	0	

## # b374b: Country of birth of the current partner (W2)

Value	Label	Cases	Percentage
348	Hungary	1	1.1%
356	India	0	
360	Indonesia	0	
364	Iran, Islamic Republic of	0	
368	Iraq	0	
372	Ireland	0	
376	Israel	0	
380	Italy	0	
384	Côte d'Ivoire	0	
392	Japan	0	
398	Kazakhstan	0	
400	Jordan	0	
410	Republic of Korea	0	
417	Kyrgyzstan	0	
422	Lebanon	0	
428	Latvia	0	
440	Lithuania	0	
442	Luxembourg	0	
458	Malaysia	0	
480	Mauritius	0	
484	Mexico	0	
498	Moldova	0	
499	Montenegro	0	
504	Morocco	0	
528	Netherlands	0	
530	Netherlands Antilles	0	
533	Aruba	0	
554	New Zealand	0	
566	Nigeria	0	
578	Norway	0	
586	Pakistan	0	
598	Papua New Guinea	0	
604	Peru	0	
608	Philippines	0	
616	Poland	1	1.1%
620	Portugal	0	
642	Romania	0	
643	Russian Federation	1	1.1%
670	Saint Vincent and the Grenadines	0	
686	Senegal	0	
688	Serbia	1	1.1%
694	Sierra Leone	0	
702	Singapore	0	
703	Slovakia	12	13.5%
704	Viet Nam	0	

# b374b: Country of birth of the current partner (W2)			
Value	Label	Cases	Percentage
705	Slovenia	0	
710	South Africa	0	
716	Zimbabwe	0	
724	Spain	0	
736	Sudan	0	
740	Suriname	0	
752	Sweden	0	
756	Switzerland	0	
760	Syrian Arab Republic	0	
764	Thailand	0	
780	Trinidad and Tobago	0	
792	Turkey	0	
795	Turkmenistan	0	
804	Ukraine	1	1.1%
807	The former Yugoslav Republic of Macedonia	0	
818	Egypt	0	
826	United Kingdom of Great Britain and Northern Ireland	0	
834	United Republic of Tanzania	0	
840	United States of America	0	
860	Uzbekistan	0	
862	Venezuela (Bolivarian Republic of)	0	
891	Yugoslavia	0	
894	Zambia	0	
999	other	0	
1401	EU 15 (except Germany)	0	
1402	new EU member (2004)	0	
1403	Russia/CIS	0	
1404	other European country	0	
1405	other non- european country	0	
1501	European Union 25	0	
1502	other European countries	0	
1503	Maghreb	0	
1504	other African countries	0	
1505	other	0	
1606	Other EU	0	
1607	Other Non-EU	0	
2803	Bosnia	1	1.1%
2804	Bulgaria	1	1.1%
2807	Dominican Republic	1	1.1%
2812	Yugoslavia	1	1.1%
2813	Cuba	1	1.1%
2820	Poland	3	3.4%
2822	Rumania	7	7.9%
2823	Russia	5	5.6%
2825	Slovenia	42	47.2%

# b374b: Country of birth of the current partner (W2)			
Value	Label	Cases	Percentage
2826	Ukraine	3	<div><div></div></div> 3.4%
2829	Slovakia	1	<div><div></div></div> 1.1%
2833	Switzerland	1	<div><div></div></div> 1.1%
9997	does not know	0	
9998	refusal	0	
9999	no response/not applicable	27	
Sysmiss		3033	
Warning: these figures indicate the number of cases found in the data file. They cannot be interpreted as summary statistics of the population of interest.			
# b374cm: Mnth of permanent residence in the country (W2)			
Information	[Type= discrete] [Format=numeric] [Range= 1-2401] [Missing=*/97/98/99]		
Statistics [NW/ W]	[Valid=73 /-] [Invalid=3076 /-]		
Universe	If R has a partner (co-resident or non-resident)		
Literal question	In what month and year did he/she first start living permanently in [COUNTRY]?		
Value	Label	Cases	Percentage
1	January	8	<div><div></div></div> 11.0%
2	February	2	<div><div></div></div> 2.7%
3	March	6	<div><div></div></div> 8.2%
4	April	3	<div><div></div></div> 4.1%
5	May	5	<div><div></div></div> 6.8%
6	June	5	<div><div></div></div> 6.8%
7	July	9	<div><div></div></div> 12.3%
8	August	8	<div><div></div></div> 11.0%
9	September	11	<div><div></div></div> 15.1%
10	October	5	<div><div></div></div> 6.8%
11	November	4	<div><div></div></div> 5.5%
12	December	3	<div><div></div></div> 4.1%
21	winter months at the beginning of the year (January, February)	1	<div><div></div></div> 1.4%
22	spring	1	<div><div></div></div> 1.4%
23	summer	0	
24	autumn	2	<div><div></div></div> 2.7%
25	winter at the end of the year (December)	0	
97	does not know	0	
98	refusal	0	
99	no response/not applicable	1909	
Sysmiss		1167	
Warning: these figures indicate the number of cases found in the data file. They cannot be interpreted as summary statistics of the population of interest.			
# b374cy: Yr of permanent residence in the country (W2)			
Information	[Type= discrete] [Format=numeric] [Range= 1922-2401] [Missing=*/9997/9998/9999]		
Statistics [NW/ W]	[Valid=87 /-] [Invalid=3062 /-]		
Universe	If R has a partner (co-resident or non-resident)		
Literal question	In what month and year did he/she first start living permanently in [COUNTRY]?		
Value	Label	Cases	Percentage
1922		1	<div><div></div></div> 1.1%

# **# b374cy: Yr of permanent residence in the country (W2)**

Value	Label	Cases	Percentage
1936		1	1.1%
1938		1	1.1%
1944		1	1.1%
1945		2	2.3%
1946		3	3.4%
1947		6	6.9%
1948		3	3.4%
1949		2	2.3%
1950		1	1.1%
1957		1	1.1%
1958		1	1.1%
1959		1	1.1%
1960		2	2.3%
1961		2	2.3%
1962		2	2.3%
1963		2	2.3%
1966		1	1.1%
1968		3	3.4%
1970		3	3.4%
1972		1	1.1%
1973		1	1.1%
1974		1	1.1%
1975		1	1.1%
1977		1	1.1%
1978		1	1.1%
1979		2	2.3%
1980		2	2.3%
1982		1	1.1%
1983		1	1.1%
1984		1	1.1%
1985		2	2.3%
1986		2	2.3%
1989		4	4.6%
1990		3	3.4%
1991		2	2.3%
1992		1	1.1%
1993		2	2.3%
1995		2	2.3%
1997		1	1.1%
1998		1	1.1%
1999		3	3.4%
2000		1	1.1%
2001		1	1.1%
2002		3	3.4%
2003		2	2.3%

# b374cy: Yr of permanent residence in the country (W2)			
Value	Label	Cases	Percentage
2004		1	<div><div></div></div> 1.1%
2005		2	<div><div></div></div> 2.3%
2007		1	<div><div></div></div> 1.1%
2008		1	<div><div></div></div> 1.1%
9997	does not know	0	
9998	refusal	0	
9999	no response/not applicable	1895	
Sysmiss		1167	
Warning: these figures indicate the number of cases found in the data file. They cannot be interpreted as summary statistics of the population of interest.			
# b374cAgeP: Partner's age of obtaining permanent residence			
Information	[Type= continuous] [Format=numeric] [Range= 0-9999] [Missing=*/997/998/999]		
Statistics [NW/ W]	[Valid=87 /-] [Invalid=3062 /-]		
Definition	Derived variable from consolidated variables b374cm and b374cy (variables obtained from Q 322c and 331c: variables b303cm, b316cm, b303cy, b316cy; if partner is the same then W1 the data is merged from W1, variables a303cm and a303cy).		
Universe	If R has a partner (co-resident or non-resident)		
Literal question	In what month and year did he/she first start living permanently in [COUNTRY]?		
Notes	Co-resident Partner's time of birth was deducted from HH grid. Non Resident Partner's time of birth was deducted from the answer to Q 330. If information on the month of birth / month of starting permanent residence was missing, a 6 (june) was used in the calculation. Values 21-25 for month values are converted in the followig way: "Beginning of the Year" = "January-February"; "Spring" = "May"; "Summer" = "August"; "Autumn" = "October"; "End of Year" = "December".		
Value	Label	Cases	Percentage
997	does not know	0	
998	refusal	0	
999	no response/not applicable	1895	
Warning: these figures indicate the number of cases found in the data file. They cannot be interpreted as summary statistics of the population of interest.			
# b379: Highest education level of the current partner (country-spec. list) (W2)			
Information	[Type= discrete] [Format=numeric] [Range= 0-2402] [Missing=*/97/98/99]		
Statistics [NW/ W]	[Valid=193 /-] [Invalid=2956 /-]		
Definition	Consolidated variable from Q 323 and Q 332 (variables b308 and b321).  Country-specific additional values: - AUS: "2401 - Certificate/Trade certificate", "2402 - Post-graduate degree". - BGR: "1101 - secondary education level (all kinds)". - DEU: "1401 - still pupil", "1402 - still in training", "1403 - other education".  Only country-specific values: - FRA: "1501 - 0-iscsed97", "1502 - 1-2-iscsed97", "1503 - 3a- ISCED 97", "1504 - 3b-ISCED 97", "1505 - 3c- ISCED 97", "1506 - 5a-6-ISCED 97", "1507 - 5b-ISCED 97".		
Universe	If R has a partner (co-resident or non-resident)		
Literal question	What is the highest level of education your partner/spouse has successfully completed?		
Value	Label	Cases	Percentage
0	iscsed 0 - pre-primary education	0	
1	iscsed 1 - primary level	0	
2	iscsed 2 - lower secondary level	14	<div><div></div></div> 7.3%
3	iscsed 3 - upper secondary level	138	<div><div></div></div> 71.5%
4	iscsed 4 - post secondary non-tertiary	8	<div><div></div></div> 4.1%

### # b379: Highest education level of the current partner (country-spec. list) (W2)

Value	Label	Cases	Percentage
5	iscd 5 - first stage of tertiary	10	5.2%
6	iscd 6 - second stage of tertiary	23	11.9%
1101	secondary education level (all kinds)	0	
1401	still pupil	0	
1402	still in training	0	
1403	other education	0	
1501	0-ISCED 97	0	
1502	1-2-ISCED 97	0	
1503	3a- ISCED 97	0	
1504	3b-ISCED 97	0	
1505	3c- ISCED 97	0	
1506	5a-6-ISCED 97	0	
1507	5b-ISCED 97	0	
2401	Certificate/Trade certificate	0	
2402	Post-graduate degree	0	
97	does not know	0	
98	refusal	0	
99	no response/not applicable	0	
Sysmiss		2956	

Warning: these figures indicate the number of cases found in the data file. They cannot be interpreted as summary statistics of the population of interest.

### # b380: Main subject of the currents partners studies (see list of subjects) (W2)

Information	[Type= discrete] [Format=numeric] [Range= 0-9999] [Missing=*/997/998/999]		
Statistics [NW/ W]	[Valid=1783 /-] [Invalid=1366 /-]		
Definition	<p>Consolidated variable from Q 324 and Q 333 (variables b309 and b322).</p> <p>- CZE, 30 country specific values: "2801-Computer Systems and Informatics", "2802-Life sciences other disciplines (geology, geography, chemistry, biology, protection)", "2803-Mining, metallurgy", "2804-Engineering and other metal workshop production", "2805-Electrical engineering", "2806-silicate chemistry, technical chemistry", "2807-Food industry", "2808-Textiles, leather, plastic, and rubber production", "2809-processing of wood and production and repair of musical instruments", "2810-Printing, paper processing, film and photography", "2811-Architecture, construction, geodesy, cartography, spatial planning", "2812-Transport, post and telecommunications", "2813-Special technological disciplines (hydrology, energy)", "2814-Agriculture &amp; forestry", "2815-Veterinary sciences", "2816-Medical science and health (doctor, dentists, hygienists nurse)", "2817-Pharmaceutical industries", "2818-Humanities &amp; social sciences (philosophy, theology, sociology, political science)", "2819-Historical science, archeology", "2820-Business and economics (banking, management)", "2821-Economics and organization (technical administration, hotel school, family business)", "2822-Economics and Services", "2823-Law", "2824-Teaching", "2826-Arts (cultural studies, literary science,art history of arts)", "2827-Applied arts and handicraft (music, dance, film)", "2828-Military", "2829-Police", "2830-Other industries",</p> <p>- FRA 15 country specific values "1510 - General", "1511 - Mathematics and Sciences", "1512 - Human Sciences", "1513 - Literature and arts", "1520 - tecnology of production", "1521 - Agriculture, fishing, environment", "1522 - Transformation industry", "1523 - construction, wood", "1524 - Matériaux souples", "1525 - Mecanic, electricity, electronic", "1531 - Trade and management", "1532 - Communication and information", "1533 - Services to persons", "1534 - Public Services", "1541 Individual capabilities.</p> <p>- AUT, 14 country-specific values.</p> <p>- POL, two additional values: "2601-other", 2602-general / no subject field (e.g. primary, lower secondary or general secondary education)".</p>		
Universe	If R has a partner (co-resident or non-resident)		
Literal question	What was the main subject matter of these studies?		
Value	Label	Cases	Percentage
0	General programmes	0	



**# b380: Main subject of the currents partners studies (see list of subjects) (W2)**

Value	Label	Cases	Percentage
1	Basic programmes	0	
2	Humanities and Arts	0	
3	Social Sciences,business and law	0	
4	Science	0	
5	Engeneering,manufacturing and construction	0	
6	Agriculture	0	
7	Health and Welfare	0	
8	Services	0	
9	Personal development	0	
14	Teacher training and education science	0	
21	Arts	0	
22	Humanities	0	
31	Social and behavioural science	0	
32	Journalism and information	0	
34	Business and administration	0	
38	Law	0	
42	Life sciencies	0	
44	Physical sciences	0	
46	Mathematics and statistics	0	
48	Computing	0	
52	Engineering and engineering trades	0	
54	Manufacturing and processing	0	
58	Architecture and building	0	
62	Agriculture, forestry and fishery	0	
64	Veterinary	0	
72	Health	0	
76	Social services	0	
81	Personal services	0	
84	Transport services	0	
85	Environmental protection	0	
86	Security services	0	
1510	General	0	
1511	Mathematics and Sciences	0	
1512	Human Sciences	0	
1513	Literature and arts	0	
1520	tecnhology of production	0	
1521	Agriculture, fishing, environment	0	
1522	Transformation industry	0	
1523	construction, wood	0	
1524	Matériaux souples	0	
1525	Mecanic, electricity, electronic	0	
1531	Trade and management	0	
1532	Communication and information	0	
1533	Services to persons	0	
1534	Public Services	0	

**# b380: Main subject of the currents partners studies (see list of subjects) (W2)**

Value	Label	Cases	Percentage
1541	Individual capabilities	0	
2101	general programmes	0	
2102	teacher training and education science	0	
2103	humanities, languages and arts	0	
2104	foreign languages	0	
2105	social sciences, business and law	0	
2107	life science (including biology environmental science)	0	
2108	physical science (including physics, chemistry and earth sci	0	
2109	mathematics and statistics	0	
2110	computer science	0	
2111	engineering, manufacturing and construction	0	
2112	agriculture and veterinary	0	
2113	health and welfare	0	
2114	services	0	
2121	Mathematicians and related professionals	0	
2122	Statisticians	0	
2130	Computing Professionals	0	
2131	Computer systems designers and analysts	0	
2132	Computer programmers	0	
2139	Computing professionals not elsewhere classified	0	
2141	Architects, town and traffic planners	0	
2142	Civil engineers	0	
2143	Electrical engineers	0	
2144	Electronics and telecommunications engineers	0	
2145	Mechanical engineers	0	
2146	Chemical engineers	0	
2147	Mining engineers, metallurgists and related professiona	0	
2148	Cartographers and surveyors	0	
2149	Architects, engineers and related professionals not els	0	
2211	Biologists, botanists, zoologists and related professio	0	
2213	Agronomists and related professionals	0	
2221	Medical doctors	0	
2222	Dentists	0	
2223	Veterinarians	0	
2224	Pharmacists	0	
2229	Health professionals (except nursing) not elsewhere cla	0	
2310	College, university and higher education teaching profe	0	
2320	Secondary education teaching professionals	0	
2340	Special education teaching professionals	0	
2351	Education methods specialists	0	
2352	School inspectors	0	
2359	Other teaching professionals not elsewhere classified	0	
2411	Accountants	0	
2419	Business professionals not elsewhere classified	0	
2421	Lawyers	0	

## # b380: Main subject of the currents partners studies (see list of subjects) (W2)

Value	Label	Cases	Percentage
2429	Legal professionals not elsewhere classified	0	
2431	Archivists and curators	0	
2432	Librarians and related information professionals	0	
2441	Economists	0	
2442	Sociologists, anthropologists and related professionals	0	
2443	Philosophers, historians and political scientists	0	
2444	Philologists, translators and interpreters	0	
2445	Psychologists	0	
2446	Social work professionals	0	
2451	Authors, journalists and other writers	0	
2452	Sculptors, painters and related artists	0	
2453	Composers, musicians and singers	0	
2454	Choreographers and dancers	0	
2455	Film, stage and related actors and directors	0	
2460	Religious professionals	0	
2470	Public service administrative professionals [EU-COM]	0	
2601	other	0	
2602	general / no subject field (e.g. primary, lower secondary or general secondary education)	0	
2801	Computer Systems and Informatics	18	1.0%
2802	Life sciences other disciplines (geology, geography, chemist	18	1.0%
2803	Mining, metallurgy	37	2.1%
2804	Engineering and other metal workshop production	361	20.2%
2805	Electrical engineering	113	6.3%
2806	silicate chemistry, technical chemistry	29	1.6%
2807	Food industry	74	4.2%
2808	Textiles, leather, plastic, and rubber production	88	4.9%
2809	processing of wood and production and repair of musical inst	37	2.1%
2810	Printing, paper processing, film and photography	11	0.6%
2811	Architecture, construction, geodesy, cartography, spatial pl	111	6.2%
2812	Transport, post and telecommunications	64	3.6%
2813	Special technological disciplines (hydrology, energy)	11	0.6%
2814	Agriculture & forestry	91	5.1%
2815	Veterinary sciences	8	0.4%
2816	Medical science and health (doctor, dentists, hygienists nur	71	4.0%
2817	Pharmaceutical industries	4	0.2%
2818	Humanities & social sciences (philosophy, theology, sociolog	35	2.0%
2819	Historical science, archeology	4	0.2%
2820	Business and economics (banking, management)	117	6.6%
2821	Economics and organization (technical administration, hotel	111	6.2%
2822	Economics and Services	133	7.5%
2823	Law	10	0.6%
2824	Teaching	95	5.3%
2825	Culture	0	
2826	Arts (cultural studies, literary science, art history of arts	2	0.1%

## # b380: Main subject of the currents partners studies (see list of subjects) (W2)

Value	Label	Cases	Percentage
2827	Applied arts and handicraft (music, dance, film)	10	0.6%
2828	Military	10	0.6%
2829	Police	8	0.4%
2830	Other industries	102	5.7%
3000	TECHNICIANS AND ASSOCIATE PROFESSIONALS	0	
3100	PHYSICAL AND ENGINEERING SCIENCE ASSOCIATE PROFESSIONALS	0	
3110	Physical and Engineering Science Technicians	0	
3111	Chemical and physical science technicians	0	
3112	Civil engineering technicians	0	
3113	Electrical engineering technicians	0	
3114	Electronics and telecommunications engineering technici	0	
3115	Mechanical engineering technicians	0	
3116	Chemical engineering technicians	0	
3117	Mining and metallurgical technicians	0	
3118	Draughtspersons	0	
3119	Physical and engineering science technicians not elsewh	0	
3120	Computer Associate Professionals	0	
3121	Computer assistants	0	
3122	Computer equipment operators	0	
3123	Industrial robot controllers	0	
3130	Optical and Electronic Equipment Operators	0	
3131	Photographers and image and sound recording equipment o	0	
3132	Broadcasting and telecommunications equipment operators	0	
3133	Medical equipment operators	0	
3139	Optical and electronic equipment operators not elsewhere	0	
3140	Ship and Aircraft Controllers and Technicians	0	
3141	Ships' engineers	0	
3142	Ships' deck officers and pilots	0	
3143	Aircraft pilots and related associate professionals	0	
3144	Air traffic controllers	0	
3145	Air traffic safety technicians	0	
3150	Safety and Quality Inspectors	0	
3151	Building and fire inspectors	0	
3152	Safety, health and quality inspectors	0	
3200	LIFE SCIENCE AND HEALTH ASSOCIATE PROFESSIONALS	0	
3210	Life Science Technicians and Related Associate Professio	0	
3211	Life science technicians	0	
3212	Agronomy and forestry technicians	0	
3213	Farming and forestry advisers	0	
3220	Modern Health Associate Professionals (except Nursing)	0	
3221	Medical assistants	0	
3222	Sanitarians	0	
3223	Dieticians and nutritionists	0	
3224	Optometrists and opticians	0	

**# b380: Main subject of the currents partners studies (see list of subjects) (W2)**

Value	Label	Cases	Percentage
3225	Dental assistants	0	
3226	Physiotherapists and related associate professionals	0	
3227	Veterinary assistants	0	
3228	Pharmaceutical assistants	0	
3229	Modern health associate professionals (except nursing)	0	
3230	Nursing and Midwifery Associate Professionals	0	
3231	Nursing associate professionals	0	
3232	Midwifery associate professionals	0	
3240	Traditional Medicine Practitioners and Faith Healers	0	
3241	Traditional medicine practitioners	0	
3242	Faith healers	0	
3300	TEACHING ASSOCIATE PROFESSIONALS	0	
3310	Primary education teaching associate professionals	0	
3320	Pre-primary education teaching associate professionals	0	
3330	Special education teaching associate professionals	0	
3340	Other teaching associate professionals	0	
3400	OTHER ASSOCIATE PROFESSIONALS	0	
3410	Finance and Sales Associate Professionals	0	
3411	Securities and finance dealers and brokers	0	
3412	Insurance representatives	0	
3413	Estate agents	0	
3414	Travel consultants and organisers	0	
3415	Technical and commercial sales representatives	0	
3416	Buyers	0	
3417	Appraisers, valuers and auctioneers	0	
3419	Finance and sales associate professionals not elsewhere	0	
3420	Business Services Agents and Trade Brokers	0	
3421	Trade brokers	0	
3422	Clearing and forwarding agents	0	
3423	Employment agents and labour contractors	0	
3429	Business services agents and trade brokers not elsewher	0	
3430	Administrative Associate Professionals	0	
3431	Administrative secretaries and related associate profes	0	
3432	Legal and related business associate professionals	0	
3433	Bookkeepers	0	
3434	Statistical, mathematical and related associate profess	0	
3439	Administrative associate professionals not elsewhere cl	0	
3440	Customs, Tax and Related Government Associate Profession	0	
3441	Customs and border inspectors	0	
3442	Government tax and excise officials	0	
3443	Government social benefits officials	0	
3444	Government licensing officials	0	
3449	Customs, tax and related government associate professio	0	
3450	Police inspectors and detectives	0	
3460	Social work associate professionals	0	

**# b380: Main subject of the currents partners studies (see list of subjects) (W2)**

Value	Label	Cases	Percentage
3470	Artistic, Entertainment and Sports Associate Professiona	0	
3471	Decorators and commercial designers	0	
3472	Radio, television and other announcers	0	
3473	Street, night-club and related musicians, singers and d	0	
3474	Clowns, magicians, acrobats and related associate profe	0	
3475	Athletes, sportspersons and related associate professio	0	
3480	Religious associate professionals	0	
4000	CLERKS	0	
4100	OFFICE CLERKS	0	
4110	Secretaries and Keyboard-Operating Clerks	0	
4111	Stenographers and typists	0	
4112	Word-processor and related operators	0	
4113	Data entry operators	0	
4114	Calculating-machine operators	0	
4115	Secretaries	0	
4120	Numerical Clerks	0	
4121	Accounting and bookkeeping clerks	0	
4122	Statistical and finance clerks	0	
4130	Material-Recording and Transport Clerks	0	
4131	Stock clerks	0	
4132	Production clerks	0	
4133	Transport clerks	0	
4140	Library, Mail and Related Clerks	0	
4141	Library and filing clerks	0	
4142	Mail carriers and sorting clerks	0	
4143	Coding, proof-reading and related clerks	0	
4144	Scribes and related workers	0	
4190	Other office clerks	0	
4200	CUSTOMER SERVICES CLERKS	0	
4210	Cashiers, Tellers and Related Clerks	0	
4211	Cashiers and ticket clerks	0	
4212	Tellers and other counter clerks	0	
4213	Bookmakers and croupiers	0	
4214	Pawnbrokers and money-lenders	0	
4215	Debt-collectors and related workers	0	
4220	Client Information Clerks	0	
4221	Travel agency and related clerks	0	
4222	Receptionists and information clerks	0	
4223	Telephone switchboard operators	0	
5000	SERVICE WORKERS AND SHOP AND MARKET SALES WORKERS	0	
5100	PERSONAL AND PROTECTIVE SERVICES WORKERS	0	
5110	Travel Attendants and Related Workers	0	
5111	Travel attendants and travel stewards	0	
5112	Transport conductors	0	

**# b380: Main subject of the currents partners studies (see list of subjects) (W2)**

Value	Label	Cases	Percentage
5113	Travel guides	0	
5120	Housekeeping and Restaurant Services Workers	0	
5121	Housekeepers and related workers	0	
5122	Cooks	0	
5123	Waiters, waitresses and bartenders	0	
5130	Personal Care and Related Workers	0	
5131	Child-care workers	0	
5132	Institution-based personal care workers	0	
5133	Home-based personal care workers	0	
5139	Personal care and related workers not elsewhere classif	0	
5140	Other Personal Services Workers	0	
5141	Hairdressers, barbers, beauticians and related workers	0	
5149	Other personal services workers not elsewhere classifie	0	
5162	Police officers	0	
5220	Shop salespersons and demonstrators	0	
7111	Miners and quarry workers	0	
7121	Builders, traditional materials	0	
7122	Bricklayers and stonemasons	0	
7123	Concrete placers, concrete finishers and related worker	0	
7124	Carpenters and joiners	0	
7129	Building frame and related trades workers not elsewhere	0	
7132	Floor layers and tile setters	0	
7133	Plasterers	0	
7136	Plumbers and pipe fitters	0	
7137	Building and related electricians	0	
7141	Painters and related workers	0	
7212	Welders and flamecutters	0	
7214	Structural-metal preparers and erectors	0	
7222	Tool-makers and related workers	0	
7223	Machine-tool setters and setter-operators	0	
7224	Metal wheel-grinders, polishers and tool sharpeners	0	
7231	Motor vehicle mechanics and fitters	0	
7232	Aircraft engine mechanics and fitters	0	
7233	Agricultural- or industrial-machinery mechanics and fit	0	
7241	Electrical mechanics and fitters	0	
7242	Electronics fitters	0	
7244	Telegraph and telephone installers and servicers	0	
7245	Electrical line installers, repairers and cable jointer	0	
7311	Precision-instrument makers and repairers	0	
7313	Jewellery and precious-metal workers	0	
7324	Glass, ceramics and related decorative painters	0	
7331	Handicraft workers in wood and related materials	0	
7332	Handicraft workers in textile, leather and related mate	0	
7341	Compositors, typesetters and related workers	0	
7346	Silk-screen, block and textile printers	0	

# b380: Main subject of the currents partners studies (see list of subjects) (W2)			
Value	Label	Cases	Percentage
7412	Bakers, pastry-cooks and confectionery makers	0	
7413	Dairy-products makers	0	
7415	Food and beverage tasters and graders	0	
7416	Tobacco preparers and tobacco products makers	0	
7422	Cabinet makers and related workers	0	
7423	Woodworking machine setters and setter-operators	0	
7431	Fibre preparers	0	
7432	Weavers, knitters and related workers	0	
7433	Tailors, dressmakers and hatters	0	
7436	Sewers, embroiderers and related workers	0	
7442	Shoe-makers and related workers	0	
8121	Ore and metal furnace operators	0	
8122	Metal melters, casters and rolling-mill operators	0	
8155	Petroleum- and natural-gas-refining-plant operators	0	
8211	Machine-tool operators	0	
8251	Printing-machine operators	0	
8274	Baked-goods, cereal and chocolate-products machine oper	0	
8277	Tea-, coffee-, and cocoa-processing-machine operators	0	
8281	Mechanical-machinery assemblers	0	
8282	Electrical-equipment assemblers	0	
8311	Locomotive-engine drivers	0	
8322	Car, taxi and van drivers	0	
8323	Bus and tram drivers	0	
8324	Heavy-truck and lorry drivers	0	
8331	Motorised farm and forestry plant operators	0	
8332	Earth-moving- and related plant operators	0	
8333	Crane, hoist and related plant operators	0	
997	does not know	0	
998	refusal	0	
999	no response/not applicable	0	
Sysmiss		1366	
Warning: these figures indicate the number of cases found in the data file. They cannot be interpreted as summary statistics of the population of interest.			
# b381: Current activity of current partner (W2)			
Information	[Type= discrete] [Format=numeric] [Range= 1-2601] [Missing=*/97/98/99]		
Statistics [NW/ W]	[Valid=1972 /-] [Invalid=1177 /-]		
Definition	Consolidated variable from HH grid and Q 334 (varibales bhg8_2 and b323)  Country-specific additional values: - AUS: "2401-on maternity leave, parental leave or child-care leave". - DEU: "1401-maternity/parental leave", "1402-employed or self-employed". - FRA: "1501-in apprenticeship or paid training", "1502-employed or self-employed". - GEO: "1301-on maternity leave, parental leave or child-care leave". - RUS: "1201-Working Pensioner". - POL: "2601-maternity leave".		
Universe	If R has a partner (co-resident or non-resident)		
Pre-question	Card 104: Activity		
Literal question	Which of the items on the card best describes what he/she is mainly doing at present?		



# b381: Current activity of current partner (W2)			
Value	Label	Cases	Percentage
1	student, in school, in vocational training	47	<div><div></div></div> 2.4%
2	employed	1072	<div><div></div></div> 54.4%
3	self-employed	160	<div><div></div></div> 8.1%
4	helping family member in a family business or farm	5	<div><div></div></div> 0.3%
5	unemployed	43	<div><div></div></div> 2.2%
6	retired	495	<div><div></div></div> 25.1%
7	in military or social service	0	
8	homemaker	13	<div><div></div></div> 0.7%
9	maternity leave	46	<div><div></div></div> 2.3%
10	parental leave, care leave	18	<div><div></div></div> 0.9%
11	ill or disabled for a long time or permanently	68	<div><div></div></div> 3.4%
12	other status	5	<div><div></div></div> 0.3%
1201	Working Pensioner	0	
1301	on maternity leave, parental leave or child-care leave	0	
1401	maternity/parental leave	0	
1402	employed or self-employed	0	
1501	in apprenticeship or paid training	0	
1502	employed or self-employed	0	
2401	employed or self-employed	0	
2601	maternity leave	0	
97	does not know	0	
98	refusal	0	
99	no response/not applicable	10	
Sysmiss		1167	
Warning: these figures indicate the number of cases found in the data file. They cannot be interpreted as summary statistics of the population of interest.			
# b382: Everyday activities limitation of the current partner (W2)			
Information	[Type= discrete] [Format=numeric] [Range= 1-99] [Missing=*/7/8/9]		
Statistics [NW/ W]	[Valid=434 /-] [Invalid=2715 /-]		
Definition	Consolidated variable from HH grid and Q 337 (variables bhg9_2 and b326)		
Universe	If R has a partner (co-resident or non-resident)		
Literal question	Is your partner/spouse limited in his/her ability to undertake normal everyday activities, because of a physical or mental health problem or a disability?		
Value	Label	Cases	Percentage
1	yes	136	<div><div></div></div> 31.3%
2	no	298	<div><div></div></div> 68.7%
6	unknown	0	
7	does not know	1540	
8	refusal	0	
9	no response/not applicable	8	
Sysmiss		1167	
Warning: these figures indicate the number of cases found in the data file. They cannot be interpreted as summary statistics of the population of interest.			
# b383: Age of the current partner (W2)			
Information	[Type= discrete] [Format=numeric] [Range= 4-9999] [Missing=*/997/998/999]		
Statistics [NW/ W]	[Valid=1975 /-] [Invalid=1174 /-]		

# b383: Age of the current partner (W2)			
<b>Definition</b>		Consolidated variable from HH grid and Q 308 and 330 (variables byear, bmonth, bhg5_2, bhg6y_2, bhg6m_2, b315m, b315y).	
<b>Universe</b>		If R has a partner (co-resident or non-resident).	
Value	Label	Cases	Percentage
18		6	0.3%
19		8	0.4%
20		15	0.8%
21		11	0.6%
22		12	0.6%
23		14	0.7%
24		20	1.0%
25		24	1.2%
26		29	1.5%
27		27	1.4%
28		28	1.4%
29		30	1.5%
30		38	1.9%
31		48	2.4%
32		40	2.0%
33		39	2.0%
34		42	2.1%
35		52	2.6%
36		47	2.4%
37		56	2.8%
38		38	1.9%
39		39	2.0%
40		36	1.8%
41		27	1.4%
42		37	1.9%
43		38	1.9%
44		42	2.1%
45		34	1.7%
46		25	1.3%
47		39	2.0%
48		42	2.1%
49		35	1.8%
50		46	2.3%
51		38	1.9%
52		44	2.2%
53		43	2.2%
54		30	1.5%
55		48	2.4%
56		42	2.1%
57		52	2.6%
58		53	2.7%
59		39	2.0%

### # b383: Age of the current partner (W2)

Value	Label	Cases	Percentage
60		40	2.0%
61		49	2.5%
62		42	2.1%
63		34	1.7%
64		43	2.2%
65		31	1.6%
66		26	1.3%
67		34	1.7%
68		27	1.4%
69		24	1.2%
70		33	1.7%
71		17	0.9%
72		24	1.2%
73		18	0.9%
74		14	0.7%
75		13	0.7%
76		13	0.7%
77		9	0.5%
78		4	0.2%
79		6	0.3%
80		3	0.2%
81		1	0.1%
82		2	0.1%
83		2	0.1%
85		1	0.1%
86		2	0.1%
9997	does not know	0	
9998	refusal	0	
9999	no response/not applicable	10	0.5%
Sysmiss		1174	

Warning: these figures indicate the number of cases found in the data file. They cannot be interpreted as summary statistics of the population of interest.

### # b384: Sex of the current partner (W2)

<b>Information</b>	[Type= discrete] [Format=numeric] [Range= 1-2] [Missing=*/7/8/9]
<b>Statistics [NW/ W]</b>	[Valid=1980 /-] [Invalid=1169 /-]
<b>Definition</b>	Consolidated variable from HH grid and Q 328 (variables bhg4_2 and b313)
<b>Universe</b>	f R has a partner (co-resident or non-resident).

Value	Label	Cases	Percentage
1	male	1054	53.2%
2	female	926	46.8%
7	does not know	0	
8	refusal	0	
9	no response/not applicable	2	
Sysmiss		1167	

Warning: these figures indicate the number of cases found in the data file. They cannot be interpreted as summary statistics of the population of interest.

# b3461_2: Children stay during 1st yr after broke up partnership 2 (up to 3 answers)			
Information	[Type= discrete] [Format=numeric] [Range= 1-9] [Missing=*/97/98/99]		
Statistics [NW/ W]	[Valid=8 /-] [Invalid=3141 /-]		
Definition	Q 315		
Universe	If code 1 on Q 314 (variables b345_1 ... b345_xx) and code 2 on Q 312 (variables b343_1...b343_xx)		
Pre-question	Interviewer Check: If the partner died (see 312) go to 319. If the partnership ended in breaking up continue		
Literal question	With whom did your children mainly stay in the first year after you broke up? Please choose your answer from the card.		
Post-question	Show Card 315: Where Did Children Mainly Stay?		
Value	Label	Cases	Percentage
1	with me	4	50.0%
2	with my ex-partner	2	25.0%
3	with both of us on a time-shared basis	1	12.5%
4	with relatives	0	
5	with others	0	
6	at a children's home	0	
7	started to live independently	0	
8	child was already living independently	1	12.5%
9	other	0	
97	does not know	0	
98	refusal	0	
99	no response/not applicable	0	
Sysmiss		3141	
Warning: these figures indicate the number of cases found in the data file. They cannot be interpreted as summary statistics of the population of interest.			
# b401a_a: Who does hh tasks: Preparing daily meals (W2)			
Information	[Type= discrete] [Format=numeric] [Range= 1-2401] [Missing=*/97/98/99]		
Statistics [NW/ W]	[Valid=3116 /-] [Invalid=33 /-]		
Definition	<p>Q 401.a.a</p> <p>DEU, 6 country-specific values: "1401- usually R", "1402 - R and Partner about equally", "1403 - usually partner", "1404 - usually other persons in the household", "1405 - usually someone not living in the household", "1406-children do it themselves".</p> <p>AUS, one additional value: "2401-shared equally among hh members".</p>		
Pre-question	Now I would like to ask you some questions about who does what in your household. Please tell me who does the following tasks in your household, choosing your answers from the card: card 401-1 if R lives alone; card 401-2 if there is a partner in the household; card 401-3 if there is no partner in the household.		
Literal question	Preparing daily meals		
Value	Label	Cases	Percentage
1	always R	1412	45.3%
2	usually R	503	16.1%
3	R and partner equally	262	8.4%
4	usually partner	388	12.5%
5	always partner	240	7.7%
6	always or usually other persons in the household	271	8.7%
7	does not know	40	1.3%
8	refusal	0	
9	no response/not applicable	0	

# b401a_a: Who does hh tasks: Preparing daily meals (W2)			
Value	Label	Cases	Percentage
1401	usually R	0	
1402	R and Partner about equally	0	
1403	usually partner	0	
1404	usually other persons in the household	0	
1405	usually someone not living in the household	0	
1406	children do it themselves	0	
2401	shared equally among hh members	0	
97	does not know	0	
98	refusal	0	
99	no response/not applicable	33	
Warning: these figures indicate the number of cases found in the data file. They cannot be interpreted as summary statistics of the population of interest.			
# b401a_b: Who does hh tasks: Doing the dishes (W2)			
Information	[Type= discrete] [Format=numeric] [Range= 1-2401] [Missing=*/97/98/99]		
Statistics [NW/ W]	[Valid=3063 /-] [Invalid=86 /-]		
Definition	<p>Q 401.a.b</p> <p>DEU, 6 country-specific values: "1401- usually R", "1402 - R and Partner about equally", "1403 - usually partner", "1404 - usually other persons in the household", "1405 - usually someone not living in the household", "1406-children do it themselves".</p> <p>AUS, one additional value: "2401-shared equally among hh members".</p>		
Pre-question	Now I would like to ask you some questions about who does what in your household. Please tell me who does the following tasks in your household, choosing your answers from the card: card 401-1 if R lives alone; card 401-2 if there is a partner in the household; card 401-3 if there is no partner in the household.		
Literal question	Doing the dishes		
Value	Label	Cases	Percentage
1	always R	1249	40.8%
2	usually R	593	19.4%
3	R and partner equally	359	11.7%
4	usually partner	371	12.1%
5	always partner	180	5.9%
6	always or usually other persons in the household	284	9.3%
7	does not know	27	0.9%
8	refusal	0	
9	no response/not applicable	0	
1401	usually R	0	
1402	R and Partner about equally	0	
1403	usually partner	0	
1404	usually other persons in the household	0	
1405	usually someone not living in the household	0	
1406	children do it themselves	0	
2401	shared equally among hh members	0	
97	does not know	0	
98	refusal	0	
99	no response/not applicable	86	
Warning: these figures indicate the number of cases found in the data file. They cannot be interpreted as summary statistics of the population of interest.			

# b401a_c: Who does hh tasks: Shopping for food (W2)			
Information	[Type= discrete] [Format=numeric] [Range= 1-2401] [Missing=*/97/98/99]		
Statistics [NW/ W]	[Valid=3138 /-] [Invalid=11 /-]		
Definition	<p>Q 401.a.c</p> <p>DEU, 6 country-specific values: "1401- usually R", "1402 - R and Partner about equally", "1403 - usually partner", "1404 - usually other persons in the household", "1405 - usually someone not living in the household", "1406-children do it themselves".</p> <p>AUS, one additional value: "2401-shared equally among hh members".</p>		
Pre-question	Now I would like to ask you some questions about who does what in your household. Please tell me who does the following tasks in your household, choosing your answers from the card: card 401-1 if R lives alone; card 401-2 if there is a partner in the household; card 401-3 if there is no partner in the household.		
Literal question	Shopping for food		
Value	Label	Cases	Percentage
1	always R	1114	<div><div></div></div> 35.5%
2	usually R	594	<div><div></div></div> 18.9%
3	R and partner equally	718	<div><div></div></div> 22.9%
4	usually partner	292	<div><div></div></div> 9.3%
5	always partner	113	<div><div></div></div> 3.6%
6	always or usually other persons in the household	261	<div><div></div></div> 8.3%
7	does not know	46	<div><div></div></div> 1.5%
8	refusal	0	
9	no response/not applicable	0	
1401	usually R	0	
1402	R and Partner about equally	0	
1403	usually partner	0	
1404	usually other persons in the household	0	
1405	usually someone not living in the household	0	
1406	children do it themselves	0	
2401	shared equally among hh members	0	
97	does not know	0	
98	refusal	0	
99	no response/not applicable	11	
Warning: these figures indicate the number of cases found in the data file. They cannot be interpreted as summary statistics of the population of interest.			
# b401a_d: Who does hh tasks: Vacuum-cleaning the house (W2)			
Information	[Type= discrete] [Format=numeric] [Range= 1-2401] [Missing=*/97/98/99]		
Statistics [NW/ W]	[Valid=3104 /-] [Invalid=45 /-]		
Definition	<p>Q 401.a.d</p> <p>DEU, 6 country-specific values: "1401- usually R", "1402 - R and Partner about equally", "1403 - usually partner", "1404 - usually other persons in the household", "1405 - usually someone not living in the household", "1406-children do it themselves".</p> <p>AUS, one additional value: "2401-shared equally among hh members".</p>		
Pre-question	Now I would like to ask you some questions about who does what in your household. Please tell me who does the following tasks in your household, choosing your answers from the card: card 401-1 if R lives alone; card 401-2 if there is a partner in the household; card 401-3 if there is no partner in the household.		
Literal question	Vacuum-cleaning the house		

### # b401a\_d: Who does hh tasks: Vacuum-cleaning the house (W2)

Value	Label	Cases	Percentage
1	always R	1131	36.4%
2	usually R	606	19.5%
3	R and partner equally	471	15.2%
4	usually partner	346	11.1%
5	always partner	171	5.5%
6	always or usually other persons in the household	341	11.0%
7	does not know	38	1.2%
8	refusal	0	
9	no response/not applicable	0	
1401	usually R	0	
1402	R and Partner about equally	0	
1403	usually partner	0	
1404	usually other persons in the household	0	
1405	usually someone not living in the household	0	
1406	children do it themselves	0	
2401	shared equally among hh members	0	
97	does not know	0	
98	refusal	0	
99	no response/not applicable	45	

Warning: these figures indicate the number of cases found in the data file. They cannot be interpreted as summary statistics of the population of interest.

### # b401a\_e: Who does hh tasks: Small repairs in, around the house (W2)

<b>Information</b>	[Type= discrete] [Format=numeric] [Range= 1-2401] [Missing=*/97/98/99]
<b>Statistics [NW/ W]</b>	[Valid=3037 /-] [Invalid=112 /-]
<b>Definition</b>	<p>Q 401.a.e</p> <p>DEU, 6 country-specific values: "1401- usually R", "1402 - R and Partner about equally", "1403 - usually partner", "1404 - usually other persons in the household", "1405 - usually someone not living in the household", "1406-children do it themselves".</p> <p>AUS, one additional value: "2401-shared equally among hh members".</p>
<b>Pre-question</b>	Now I would like to ask you some questions about who does what in your household. Please tell me who does the following tasks in your household, choosing your answers from the card: card 401-1 if R lives alone; card 401-2 if there is a partner in the household; card 401-3 if there is no partner in the household.
<b>Literal question</b>	Doing small repairs in and around the house

Value	Label	Cases	Percentage
1	always R	1149	37.8%
2	usually R	416	13.7%
3	R and partner equally	114	3.8%
4	usually partner	415	13.7%
5	always partner	390	12.8%
6	always or usually other persons in the household	234	7.7%
7	does not know	319	10.5%
8	refusal	0	
9	no response/not applicable	0	
1401	usually R	0	
1402	R and Partner about equally	0	

# b401a_e: Who does hh tasks: Small repairs in, around the house (W2)			
Value	Label	Cases	Percentage
1403	usually partner	0	
1404	usually other persons in the household	0	
1405	usually someone not living in the household	0	
1406	children do it themselves	0	
2401	shared equally among hh members	0	
97	does not know	0	
98	refusal	0	
99	no response/not applicable	112	
Warning: these figures indicate the number of cases found in the data file. They cannot be interpreted as summary statistics of the population of interest.			
# b401a_f: Who does hh tasks: Paying bills, financial records (W2)			
Information	[Type= discrete] [Format=numeric] [Range= 1-2401] [Missing=*/97/98/99]		
Statistics [NW/ W]	[Valid=3117 /-] [Invalid=32 /-]		
Definition	<p>Q 401.a.f</p> <p>DEU, 6 country-specific values: "1401- usually R", "1402 - R and Partner about equally", "1403 - usually partner", "1404 - usually other persons in the household", "1405 - usually someone not living in the household", "1406-children do it themselves".</p> <p>AUS, one additional value: "2401-shared equally among hh members".</p>		
Pre-question	Now I would like to ask you some questions about who does what in your household. Please tell me who does the following tasks in your household, choosing your answers from the card: card 401-1 if R lives alone; card 401-2 if there is a partner in the household; card 401-3 if there is no partner in the household.		
Literal question	Paying bills and keeping financial records		
Value	Label	Cases	Percentage
1	always R	1272	<div></div> 40.8%
2	usually R	305	<div></div> 9.8%
3	R and partner equally	974	<div></div> 31.2%
4	usually partner	194	<div></div> 6.2%
5	always partner	124	<div></div> 4.0%
6	always or usually other persons in the household	234	<div></div> 7.5%
7	does not know	14	<div></div> 0.4%
8	refusal	0	
9	no response/not applicable	0	
1401	usually R	0	
1402	R and Partner about equally	0	
1403	usually partner	0	
1404	usually other persons in the household	0	
1405	usually someone not living in the household	0	
1406	children do it themselves	0	
2401	shared equally among hh members	0	
97	does not know	0	
98	refusal	0	
99	no response/not applicable	32	
Warning: these figures indicate the number of cases found in the data file. They cannot be interpreted as summary statistics of the population of interest.			
# b401a_g: Who does hh tasks: Organizing joint social activities (W2)			
Information	[Type= discrete] [Format=numeric] [Range= 1-2401] [Missing=*/97/98/99]		



# b401a_g: Who does hh tasks: Organizing joint social activities (W2)			
Statistics [NW/ W]	[Valid=2976 /-] [Invalid=173 /-]		
Definition	<p>Q 401.a.g</p> <p>DEU, 6 country-specific values: "1401- usually R", "1402 - R and Partner about equally", "1403 - usually partner", "1404 - usually other persons in the household", "1405 - usually someone not living in the household", "1406-children do it themselves".</p> <p>AUS, one additional value: "2401-shared equally among hh members".</p>		
Pre-question	Now I would like to ask you some questions about who does what in your household. Please tell me who does the following tasks in your household, choosing your answers from the card: card 401-1 if R lives alone; card 401-2 if there is a partner in the household; card 401-3 if there is no partner in the household.		
Literal question	Organising joint social activities		
Value	Label	Cases	Percentage
1	always R	1020	<div><div></div></div> 34.3%
2	usually R	416	<div><div></div></div> 14.0%
3	R and partner equally	1255	<div><div></div></div> 42.2%
4	usually partner	155	<div><div></div></div> 5.2%
5	always partner	29	<div><div></div></div> 1.0%
6	always or usually other persons in the household	85	<div><div></div></div> 2.9%
7	does not know	16	<div><div></div></div> 0.5%
8	refusal	0	
9	no response/not applicable	0	
1401	usually R	0	
1402	R and Partner about equally	0	
1403	usually partner	0	
1404	usually other persons in the household	0	
1405	usually someone not living in the household	0	
1406	children do it themselves	0	
2401	shared equally among hh members	0	
97	does not know	0	
98	refusal	0	
99	no response/not applicable	173	
Warning: these figures indicate the number of cases found in the data file. They cannot be interpreted as summary statistics of the population of interest.			
# b401b_a1: Which other persons 1-3 in hh do hh tasks: Preparing daily meals (W2)			
Information	[Type= discrete] [Format=numeric] [Range= 0-2818] [Missing=*/97/98/99]		
Statistics [NW/ W]	[Valid=271 /-] [Invalid=2878 /-]		
Definition	<p>Q 401.b</p> <p>LTU, one additional item: "2501-Partner or spouse of daughter or son".</p>		
Pre-question	If the answer to 401a is 6 "Always or usually other persons in R's household", ask question 401b before proceeding to the next item.		
Literal question	Could you just tell me which of the other household members?		
Value	Label	Cases	Percentage
0	respondent	0	
1	partner or spouse	0	
2	biological child with the current partner or spouse	0	
3	biological child with former partner or spouse	144	<div><div></div></div> 53.1%
4	stepchild	121	<div><div></div></div> 44.6%

### # b401b\_a1: Which other persons 1-3 in hh do hh tasks: Preparing daily meals (W2)

Value	Label	Cases	Percentage
5	adopted child	6	2.2%
6	foster child	0	
7	biological or adoptive parent	0	
8	stepparent or foster parent	0	
9	biological or adoptive parent or current partner or spouse	0	
10	stepparent or foster parent of current partner or spouse	0	
11	grand- or great-grandchild (either R's or partner's)	0	
12	grand- great-grandparent (either R's or partner's)	0	
13	brother or sister	0	
14	partner's or spouse's brother or sister	0	
15	other relative of R	0	
16	other relative of partner or spouse	0	
17	a non-relative	0	
2501	Partner or spouse of daughter or son	0	
97	does not know	0	
98	refusal	0	
99	no response/not applicable	0	
Sysmiss		2878	

Warning: these figures indicate the number of cases found in the data file. They cannot be interpreted as summary statistics of the population of interest.

### # b401b\_b1: Which other persons 1-3 in hh do hh tasks: Doing the dishes (W2)

<b>Information</b>	[Type= discrete] [Format=numeric] [Range= 0-2818] [Missing=*/97/98/99]
<b>Statistics [NW/ W]</b>	[Valid=284 /-] [Invalid=2865 /-]
<b>Definition</b>	Q 401.b LTU, one additional item: "2501-Partner or spouse of daughter or son".
<b>Pre-question</b>	If the answer to 401a is 6 "Always or usually other persons in R's household", ask question 401b before proceeding to the next item.
<b>Literal question</b>	Could you just tell me which of the other household members?

Value	Label	Cases	Percentage
0	respondent	0	
1	partner or spouse	0	
2	biological child with the current partner or spouse	0	
3	biological child with former partner or spouse	153	53.9%
4	stepchild	107	37.7%
5	adopted child	21	7.4%
6	foster child	3	1.1%
7	biological or adoptive parent	0	
8	stepparent or foster parent	0	
9	biological or adoptive parent or current partner or spouse	0	
10	stepparent or foster parent of current partner or spouse	0	
11	grand- or great-grandchild (either R's or partner's)	0	
12	grand- great-grandparent (either R's or partner's)	0	
13	brother or sister	0	
14	partner's or spouse's brother or sister	0	
15	other relative of R	0	

# b401b_b1: Which other persons 1-3 in hh do hh tasks: Doing the dishes (W2)			
Value	Label	Cases	Percentage
16	other relative of partner or spouse	0	
17	a non-relative	0	
2501	Partner or spouse of daughter or son	0	
97	does not know	0	
98	refusal	0	
99	no response/not applicable	0	
Sysmiss		2865	
Warning: these figures indicate the number of cases found in the data file. They cannot be interpreted as summary statistics of the population of interest.			
# b401b_c1: Which other persons 1-3 in hh do hh tasks: Shopping for food (W2)			
Information	[Type= discrete] [Format=numeric] [Range= 0-2818] [Missing=*/97/98/99]		
Statistics [NW/ W]	[Valid=261 /-] [Invalid=2888 /-]		
Definition	Q 401.b  LTU, one additional item: "2501-Partner or spouse of daughter or son".		
Pre-question	If the answer to 401a is 6 "Always or usually other persons in R's household", ask question 401b before proceeding to the next item.		
Literal question	Could you just tell me which of the other household members?		
Value	Label	Cases	Percentage
0	respondent	0	
1	partner or spouse	0	
2	biological child with the current partner or spouse	0	
3	biological child with former partner or spouse	153	58.6%
4	stepchild	104	39.8%
5	adopted child	3	1.1%
6	foster child	1	0.4%
7	biological or adoptive parent	0	
8	stepparent or foster parent	0	
9	biological or adoptive parent or current partner or spouse	0	
10	stepparent or foster parent of current partner or spouse	0	
11	grand- or great-grandchild (either R's or partner's)	0	
12	grand- great-grandparent (either R's or partner's)	0	
13	brother or sister	0	
14	partner's or spouse's brother or sister	0	
15	other relative of R	0	
16	other relative of partner or spouse	0	
17	a non-relative	0	
2501	Partner or spouse of daughter or son	0	
97	does not know	0	
98	refusal	0	
99	no response/not applicable	0	
Sysmiss		2888	
Warning: these figures indicate the number of cases found in the data file. They cannot be interpreted as summary statistics of the population of interest.			
# b401b_d1: Which other persons 1-3 in hh do hh tasks: Vacuum-cleaning the house (W2)			
Information	[Type= discrete] [Format=numeric] [Range= 0-2818] [Missing=*/97/98/99]		
Statistics [NW/ W]	[Valid=341 /-] [Invalid=2808 /-]		

# b401b_d1: Which other persons 1-3 in hh do hh tasks: Vacuum-cleaning the house (W2)			
<b>Definition</b>	Q 401.b  LTU, one additional item: "2501-Partner or spouse of daughter or son".		
<b>Pre-question</b>	If the answer to 401a is 6 "Always or usually other persons in R's household", ask question 401b before proceeding to the next item.		
<b>Literal question</b>	Could you just tell me which of the other household members?		
Value	Label	Cases	Percentage
0	respondent	0	
1	partner or spouse	0	
2	biological child with the current partner or spouse	0	
3	biological child with former partner or spouse	216	<div><div></div></div> 63.3%
4	stepchild	95	<div><div></div></div> 27.9%
5	adopted child	23	<div><div></div></div> 6.7%
6	foster child	6	<div><div></div></div> 1.8%
7	biological or adoptive parent	1	<div><div></div></div> 0.3%
8	stepparent or foster parent	0	
9	biological or adoptive parent or current partner or spouse	0	
10	stepparent or foster parent of current partner or spouse	0	
11	grand- or great-grandchild (either R's or partner's)	0	
12	grand- great-grandparent (either R's or partner's)	0	
13	brother or sister	0	
14	partner's or spouse's brother or sister	0	
15	other relative of R	0	
16	other relative of partner or spouse	0	
17	a non-relative	0	
2501	Partner or spouse of daughter or son	0	
97	does not know	0	
98	refusal	0	
99	no response/not applicable	0	
Sysmiss		2808	
<i>Warning: these figures indicate the number of cases found in the data file. They cannot be interpreted as summary statistics of the population of interest.</i>			
# b401b_e1: Which other persons 1-3 in hh do hh tasks: Small repairs in, around the house (W2)			
<b>Information</b>	[Type= discrete] [Format=numeric] [Range= 0-2818] [Missing=*/97/98/99]		
<b>Statistics [NW/ W]</b>	[Valid=234 /-] [Invalid=2915 /-]		
<b>Definition</b>	Q 401.b  LTU, one additional item: "2501-Partner or spouse of daughter or son".		
<b>Pre-question</b>	If the answer to 401a is 6 "Always or usually other persons in R's household", ask question 401b before proceeding to the next item.		
<b>Literal question</b>	Could you just tell me which of the other household members?		
Value	Label	Cases	Percentage
0	respondent	0	
1	partner or spouse	0	
2	biological child with the current partner or spouse	0	
3	biological child with former partner or spouse	164	<div><div></div></div> 70.1%
4	stepchild	64	<div><div></div></div> 27.4%

### # b401b\_e1: Which other persons 1-3 in hh do hh tasks: Small repairs in, around the house (W2)

Value	Label	Cases	Percentage
5	adopted child	4	1.7%
6	foster child	1	0.4%
7	biological or adoptive parent	1	0.4%
8	stepparent or foster parent	0	
9	biological or adoptive parent or current partner or spouse	0	
10	stepparent or foster parent of current partner or spouse	0	
11	grand- or great-grandchild (either R's or partner's)	0	
12	grand- great-grandparent (either R's or partner's)	0	
13	brother or sister	0	
14	partner's or spouse's brother or sister	0	
15	other relative of R	0	
16	other relative of partner or spouse	0	
17	a non-relative	0	
2501	Partner or spouse of daughter or son	0	
97	does not know	0	
98	refusal	0	
99	no response/not applicable	0	
Sysmiss		2915	

Warning: these figures indicate the number of cases found in the data file. They cannot be interpreted as summary statistics of the population of interest.

### # b401b\_f1: Which other persons 1-3 in hh do hh tasks: Paying bills, financial records (W2)

<b>Information</b>	[Type= discrete] [Format=numeric] [Range= 0-2818] [Missing=*/97/98/99]
<b>Statistics [NW/ W]</b>	[Valid=234 /-] [Invalid=2915 /-]
<b>Definition</b>	Q 401.b LTU, one additional item: "2501-Partner or spouse of daughter or son".
<b>Pre-question</b>	If the answer to 401a is 6 "Always or usually other persons in R's household", ask question 401b before proceeding to the next item.
<b>Literal question</b>	Could you just tell me which of the other household members?

Value	Label	Cases	Percentage
0	respondent	0	
1	partner or spouse	0	
2	biological child with the current partner or spouse	0	
3	biological child with former partner or spouse	146	62.4%
4	stepchild	85	36.3%
5	adopted child	3	1.3%
6	foster child	0	
7	biological or adoptive parent	0	
8	stepparent or foster parent	0	
9	biological or adoptive parent or current partner or spouse	0	
10	stepparent or foster parent of current partner or spouse	0	
11	grand- or great-grandchild (either R's or partner's)	0	
12	grand- great-grandparent (either R's or partner's)	0	
13	brother or sister	0	
14	partner's or spouse's brother or sister	0	
15	other relative of R	0	

# b401b_f1: Which other persons 1-3 in hh do hh tasks: Paying bills, financial records (W2)			
Value	Label	Cases	Percentage
16	other relative of partner or spouse	0	
17	a non-relative	0	
2501	Partner or spouse of daughter or son	0	
97	does not know	0	
98	refusal	0	
99	no response/not applicable	0	
Sysmiss		2915	
Warning: these figures indicate the number of cases found in the data file. They cannot be interpreted as summary statistics of the population of interest.			
# b401b_g1: Which other persons 1-3 in hh do hh tasks: Organizing joint social activities (W2)			
Information	[Type= discrete] [Format=numeric] [Range= 0-2818] [Missing=*/97/98/99]		
Statistics [NW/ W]	[Valid=81 /-] [Invalid=3068 /-]		
Definition	Q 401.b  LTU, one additional item: "2501-Partner or spouse of daughter or son".		
Pre-question	If the answer to 401a is 6 "Always or usually other persons in R's household", ask question 401b before proceeding to the next item.		
Literal question	Could you just tell me which of the other household members?		
Value	Label	Cases	Percentage
0	respondent	0	
1	partner or spouse	0	
2	biological child with the current partner or spouse	0	
3	biological child with former partner or spouse	62	76.5%
4	stepchild	18	22.2%
5	adopted child	1	1.2%
6	foster child	0	
7	biological or adoptive parent	0	
8	stepparent or foster parent	0	
9	biological or adoptive parent or current partner or spouse	0	
10	stepparent or foster parent of current partner or spouse	0	
11	grand- or great-grandchild (either R's or partner's)	0	
12	grand- great-grandparent (either R's or partner's)	0	
13	brother or sister	0	
14	partner's or spouse's brother or sister	0	
15	other relative of R	0	
16	other relative of partner or spouse	0	
17	a non-relative	0	
2501	Partner or spouse of daughter or son	0	
97	does not know	0	
98	refusal	0	
99	no response/not applicable	4	
Sysmiss		3064	
Warning: these figures indicate the number of cases found in the data file. They cannot be interpreted as summary statistics of the population of interest.			
# b402: Satisfaction with the division of the hh tasks (see satisfaction scale) (W2)			
Information	[Type= discrete] [Format=numeric] [Range= 0-1804] [Missing=*/97/98/99]		
Statistics [NW/ W]	[Valid=1789 /-] [Invalid=1360 /-]		

# b402: Satisfaction with the division of the hh tasks (see satisfaction scale) (W2)			
<b>Definition</b>	Q 402  ITA, only four country-specific values: "1701-Very Satisfied", "1702-Quite Satisfied", "1703-A bit satisfied", "1704-Not satisfied".		
<b>Universe</b>	If R lives together with a partner		
<b>Pre-question</b>	Card 120: Satisfaction Scale		
<b>Literal question</b>	How satisfied are you with the division of household tasks between you and your partner/spouse? Please use this card and tell me the value on the scale.		
Value	Label	Cases	Percentage
0	0=not at all satisfied	11	0.6%
1		8	0.4%
2		9	0.5%
3		24	1.3%
4		33	1.8%
5		142	7.9%
6		73	4.1%
7		214	12.0%
8		320	17.9%
9		312	17.4%
10	10=completely satisfied	643	35.9%
1701	Very Satisfied	0	
1702	Quite Satisfied	0	
1703	A bit satisfied	0	
1704	Not satisfied	0	
97	does not know	0	
98	refusal	0	
99	no response/not applicable	0	
Sysmiss		1360	
<i>Warning: these figures indicate the number of cases found in the data file. They cannot be interpreted as summary statistics of the population of interest.</i>			
# b403_1: Which other people 1 to 5 helps regularly with the hh (up to 5 persons) (W2)			
<b>Information</b>	[Type= discrete] [Format=numeric] [Range= 1-2602] [Missing=*/97/98/99]		
<b>Statistics [NW/ W]</b>	[Valid=1992 /-] [Invalid=1157 /-]		
<b>Definition</b>	Q 403  - GEO, two additional items: "1301-confessor", "1302-partner or spouse of a child".  - POL, two additional items: "2601-daughter of R's partner/spouse", "2602-son of R's partner/spouse".		
<b>Literal question</b>	Which people give your household regular help with household tasks?		
Value	Label	Cases	Percentage
1	partner/spouse	1298	65.2%
2	mother	278	14.0%
3	father	15	0.8%
4	mother of R's partner/spouse	16	0.8%
5	father of R's partner/spouse	1	0.1%
6	son	145	7.3%
7	daughter	151	7.6%
8	step-son	0	

### # b403\_1: Which other people 1 to 5 helps regularly with the hh (up to 5 persons) (W2)

Value	Label	Cases	Percentage
9	step-daughter	0	
10	grandmother	7	0.4%
11	grandfather	0	
12	granddaughter	5	0.3%
13	grandson	3	0.2%
14	sister	10	0.5%
15	brother	4	0.2%
16	another relative	10	0.5%
17	friend,acquaintance, neighbour, colleague	30	1.5%
18	other person	13	0.7%
19	an organisation or a company	6	0.3%
1301	confessor	0	
1302	partner or spouse of a child	0	
2601	daughter of R's partner/spouse	0	
2602	son of R's partner/spouse	0	
97	does not know	0	
98	refusal	0	
99	no response/not applicable	0	
Sysmiss		1157	

Warning: these figures indicate the number of cases found in the data file. They cannot be interpreted as summary statistics of the population of interest.

### # b403\_2: Which other people 1 to 5 helps regularly with the hh (up to 5 persons) (W2)

<b>Information</b>	[Type= discrete] [Format=numeric] [Range= 1-2602] [Missing=*/97/98/99]
<b>Statistics [NW/ W]</b>	[Valid=706 /-] [Invalid=2443 /-]
<b>Definition</b>	<p>Q 403</p> <p>- GEO, two additional items: "1301-confessor", "1302-partner or spouse of a child".</p> <p>- POL, two additional items: "2601-daughter of R's partner/spouse", "2602-son of R's partner/spouse".</p>
<b>Literal question</b>	Which people give your household regular help with household tasks?

Value	Label	Cases	Percentage
1	partner/spouse	0	
2	mother	44	6.2%
3	father	127	18.0%
4	mother of R's partner/spouse	17	2.4%
5	father of R's partner/spouse	6	0.8%
6	son	238	33.7%
7	daughter	164	23.2%
8	step-son	2	0.3%
9	step-daughter	7	1.0%
10	grandmother	6	0.8%
11	grandfather	3	0.4%
12	granddaughter	16	2.3%
13	grandson	6	0.8%
14	sister	14	2.0%
15	brother	16	2.3%



### # b403\_2: Which other people 1 to 5 helps regularly with the hh (up to 5 persons) (W2)

Value	Label	Cases	Percentage
16	another relative	13	1.8%
17	friend,acquaintance, neighbour, colleague	12	1.7%
18	other person	12	1.7%
19	an organisation or a company	3	0.4%
1301	confessor	0	
1302	partner or spouse of a child	0	
2601	daughter of R's partner/spouse	0	
2602	son of R's partner/spouse	0	
97	does not know	0	
98	refusal	0	
99	no response/not applicable	0	
Sysmiss		2443	

Warning: these figures indicate the number of cases found in the data file. They cannot be interpreted as summary statistics of the population of interest.

### # b403\_3: Which other people 1 to 5 helps regularly with the hh (up to 5 persons) (W2)

<b>Information</b>	[Type= discrete] [Format=numeric] [Range= 1-2602] [Missing=*/97/98/99]
<b>Statistics [NW/ W]</b>	[Valid=208 /-] [Invalid=2941 /-]
<b>Definition</b>	Q 403  - GEO, two additional items: "1301-confessor", "1302-partner or spouse of a child".  - POL, two additional items: "2601-daughter of R's partner/spouse", "2602-son of R's partner/spouse".
<b>Literal question</b>	Which people give your household regular help with household tasks?

Value	Label	Cases	Percentage
1	partner/spouse	0	
2	mother	0	
3	father	17	8.2%
4	mother of R's partner/spouse	2	1.0%
5	father of R's partner/spouse	6	2.9%
6	son	6	2.9%
7	daughter	96	46.2%
8	step-son	0	
9	step-daughter	2	1.0%
10	grandmother	2	1.0%
11	grandfather	1	0.5%
12	granddaughter	7	3.4%
13	grandson	5	2.4%
14	sister	18	8.7%
15	brother	23	11.1%
16	another relative	11	5.3%
17	friend,acquaintance, neighbour, colleague	7	3.4%
18	other person	4	1.9%
19	an organisation or a company	1	0.5%
1301	confessor	0	
1302	partner or spouse of a child	0	
2601	daughter of R's partner/spouse	0	

# b403_3: Which other people 1 to 5 helps regularly with the hh (up to 5 persons) (W2)			
Value	Label	Cases	Percentage
2602	son of R's partner/spouse	0	
97	does not know	0	
98	refusal	0	
99	no response/not applicable	0	
Sysmiss		2941	
Warning: these figures indicate the number of cases found in the data file. They cannot be interpreted as summary statistics of the population of interest.			
# b403_4: Which other people 1 to 5 helps regularly with the hh (up to 5 persons) (W2)			
Information	[Type= discrete] [Format=numeric] [Range= 1-2602] [Missing=*/97/98/99]		
Statistics [NW/ W]	[Valid=28 /-] [Invalid=3121 /-]		
Definition	<p>Q 403</p> <p>- GEO, two additional items: "1301-confessor", "1302-partner or spouse of a child".</p> <p>- POL, two additional items: "2601-daughter of R's partner/spouse", "2602-son of R's partner/spouse".</p>		
Literal question	Which people give your household regular help with household tasks?		
Value	Label	Cases	Percentage
1	partner/spouse	0	
2	mother	0	
3	father	0	
4	mother of R's partner/spouse	1	<div></div> 3.6%
5	father of R's partner/spouse	1	<div></div> 3.6%
6	son	1	<div></div> 3.6%
7	daughter	0	
8	step-son	1	<div></div> 3.6%
9	step-daughter	0	
10	grandmother	1	<div></div> 3.6%
11	grandfather	1	<div></div> 3.6%
12	granddaughter	2	<div></div> 7.1%
13	grandson	2	<div></div> 7.1%
14	sister	3	<div></div> 10.7%
15	brother	8	<div></div> 28.6%
16	another relative	5	<div></div> 17.9%
17	friend,acquaintance, neighbour, colleague	1	<div></div> 3.6%
18	other person	1	<div></div> 3.6%
19	an organisation or a company	0	
1301	confessor	0	
1302	partner or spouse of a child	0	
2601	daughter of R's partner/spouse	0	
2602	son of R's partner/spouse	0	
97	does not know	0	
98	refusal	0	
99	no response/not applicable	0	
Sysmiss		3121	
Warning: these figures indicate the number of cases found in the data file. They cannot be interpreted as summary statistics of the population of interest.			

# b403_5: Which other people 1 to 5 helps regularly with the hh (up to 5 persons) (W2)			
Information	[Type= discrete] [Format=numeric] [Range= 1-2602] [Missing=*/97/98/99]		
Statistics [NW/ W]	[Valid=7 /-] [Invalid=3142 /-]		
Definition	Q 403  - GEO, two additional items: "1301-confessor", "1302-partner or spouse of a child".  - POL, two additional items: "2601-daughter of R's partner/spouse", "2602-son of R's partner/spouse".		
Literal question	Which people give your household regular help with household tasks?		
Value	Label	Cases	Percentage
1	partner/spouse	0	
2	mother	0	
3	father	0	
4	mother of R's partner/spouse	0	
5	father of R's partner/spouse	1	14.3%
6	son	0	
7	daughter	0	
8	step-son	0	
9	step-daughter	0	
10	grandmother	0	
11	grandfather	0	
12	granddaughter	0	
13	grandson	0	
14	sister	1	14.3%
15	brother	3	42.9%
16	another relative	1	14.3%
17	friend,acquaintance, neighbour, colleague	1	14.3%
18	other person	0	
19	an organisation or a company	0	
1301	confessor	0	
1302	partner or spouse of a child	0	
2601	daughter of R's partner/spouse	0	
2602	son of R's partner/spouse	0	
97	does not know	0	
98	refusal	0	
99	no response/not applicable	0	
Sysmiss		3142	
Warning: these figures indicate the number of cases found in the data file. They cannot be interpreted as summary statistics of the population of interest.			
# b404: Someone paid to do housework (W2)			
Information	[Type= discrete] [Format=numeric] [Range= 1-99] [Missing=*/7/8/9]		
Statistics [NW/ W]	[Valid=3149 /-] [Invalid=0 /-]		
Definition	Q 404		
Literal question	Does your household regularly pay someone to do housework?		
Value	Label	Cases	Percentage
1	yes	55	1.7%
2	no	3094	98.3%
6	unknown	0	

# b404: Someone paid to do housework (W2)			
Value	Label	Cases	Percentage
7	does not know	0	
8	refusal	0	
9	no response/not applicable	0	
<i>Warning: these figures indicate the number of cases found in the data file. They cannot be interpreted as summary statistics of the population of interest.</i>			
# b405a_a: Who makes decisions about hh: Routine hh purchases (W2)			
Information	[Type= discrete] [Format=numeric] [Range= 1-2401] [Missing=*/97/98/99]		
Statistics [NW/ W]	[Valid=1789 /-] [Invalid=1360 /-]		
Definition	<p>Q 405.a.a</p> <p>DEU, 6 country-specific values: "1401- usually R", "1402 - R and Partner about equally", "1403 - usually partner", "1404 - usually other persons in the household", "1405 - usually someone not living in the household", "1406-children do it themselves".</p> <p>AUS, one additional value: "2401-shared equally among hh members".</p>		
Universe	If R lives together with a partner		
Pre-question	We have already talked about the various tasks that have to be done in a household. Now I would like to ask you some questions about decisions. Who makes decisions about the following issues in your household? Card 401-2		
Literal question	Routine purchases for the household		
Value	Label	Cases	Percentage
1	always R	340	<div><div></div></div> 19.0%
2	usually R	374	<div><div></div></div> 20.9%
3	R and partner equally	624	<div><div></div></div> 34.9%
4	usually partner	298	<div><div></div></div> 16.7%
5	always partner	137	<div><div></div></div> 7.7%
6	always or usually other persons in the household	11	<div><div></div></div> 0.6%
7	does not know	4	<div><div></div></div> 0.2%
8	refusal	0	
9	no response/not applicable	1	<div><div></div></div> 0.1%
1401	usually R	0	
1402	R and Partner about equally	0	
1403	usually partner	0	
1404	usually other persons in the household	0	
1405	usually someone not living in the household	0	
1406	children do it themselves	0	
2401	shared equally among hh members	0	
Sysmiss		1360	
<i>Warning: these figures indicate the number of cases found in the data file. They cannot be interpreted as summary statistics of the population of interest.</i>			
# b405a_b: Who makes decisions about hh: Expensive purchases for the hh (W2)			
Information	[Type= discrete] [Format=numeric] [Range= 1-2401] [Missing=*/97/98/99]		
Statistics [NW/ W]	[Valid=1789 /-] [Invalid=1360 /-]		
Definition	<p>Q 405.a.b</p> <p>DEU, 6 country-specific values: "1401- usually R", "1402 - R and Partner about equally", "1403 - usually partner", "1404 - usually other persons in the household", "1405 - usually someone not living in the household", "1406-children do it themselves".</p> <p>AUS, one additional value: "2401-shared equally among hh members".</p>		

# b405a_b: Who makes decisions about hh: Expensive purchases for the hh (W2)			
Universe	If R lives together with a partner		
Pre-question	We have already talked about the various tasks that have to be done in a household. Now I would like to ask you some questions about decisions. Who makes decisions about the following issues in your household? Card 401-2		
Literal question	Occasional more expensive purchases for the household		
Value	Label	Cases	Percentage
1	always R	91	<div><div></div></div> 5.1%
2	usually R	165	<div><div></div></div> 9.2%
3	R and partner equally	1382	<div><div></div></div> 77.2%
4	usually partner	106	<div><div></div></div> 5.9%
5	always partner	23	<div><div></div></div> 1.3%
6	always or usually other persons in the household	10	<div><div></div></div> 0.6%
7	does not know	6	<div><div></div></div> 0.3%
8	refusal	0	
9	no response/not applicable	6	<div><div></div></div> 0.3%
1401	usually R	0	
1402	R and Partner about equally	0	
1403	usually partner	0	
1404	usually other persons in the household	0	
1405	usually someone not living in the household	0	
1406	children do it themselves	0	
2401	shared equally among hh members	0	
Sysmiss		1360	
Warning: these figures indicate the number of cases found in the data file. They cannot be interpreted as summary statistics of the population of interest.			
# b405a_c: Who makes decisions about hh: Own time in paid work (W2)			
Information	[Type= discrete] [Format=numeric] [Range= 1-2401] [Missing=*/97/98/99]		
Statistics [NW/ W]	[Valid=1789 /-] [Invalid=1360 /-]		
Definition	<p>Q 405.a.c</p> <p>DEU, 6 country-specific values: "1401- usually R", "1402 - R and Partner about equally", "1403 - usually partner", "1404 - usually other persons in the household", "1405 - usually someone not living in the household", "1406-children do it themselves".</p> <p>AUS, one additional value: "2401-shared equally among hh members".</p>		
Universe	If R lives together with a partner		
Pre-question	We have already talked about the various tasks that have to be done in a household. Now I would like to ask you some questions about decisions. Who makes decisions about the following issues in your household? Card 401-2		
Literal question	The time you spend in paid work		
Value	Label	Cases	Percentage
1	always R	633	<div><div></div></div> 35.4%
2	usually R	129	<div><div></div></div> 7.2%
3	R and partner equally	300	<div><div></div></div> 16.8%
4	usually partner	33	<div><div></div></div> 1.8%
5	always partner	24	<div><div></div></div> 1.3%
6	always or usually other persons in the household	1	<div><div></div></div> 0.1%
7	does not know	28	<div><div></div></div> 1.6%
8	refusal	0	
9	no response/not applicable	641	<div><div></div></div> 35.8%

# b405a_c: Who makes decisions about hh: Own time in paid work (W2)			
Value	Label	Cases	Percentage
1401	usually R	0	
1402	R and Partner about equally	0	
1403	usually partner	0	
1404	usually other persons in the household	0	
1405	usually someone not living in the household	0	
1406	children do it themselves	0	
2401	shared equally among hh members	0	
Sysmiss		1360	
Warning: these figures indicate the number of cases found in the data file. They cannot be interpreted as summary statistics of the population of interest.			
# b405a_d: Who makes decisions about hh: Your partners time in paid work (W2)			
Information	[Type= discrete] [Format=numeric] [Range= 1-2401] [Missing=*/97/98/99]		
Statistics [NW/ W]	[Valid=1789 /-] [Invalid=1360 /-]		
Definition	<p>Q 405.a.d</p> <p>DEU, 6 country-specific values: "1401- usually R", "1402 - R and Partner about equally", "1403 - usually partner", "1404 - usually other persons in the household", "1405 - usually someone not living in the household", "1406-children do it themselves".</p> <p>AUS, one additional value: "2401-shared equally among hh members".</p>		
Universe	If R lives together with a partner		
Pre-question	We have already talked about the various tasks that have to be done in a household. Now I would like to ask you some questions about decisions. Who makes decisions about the following issues in your household? Card 401-2		
Literal question	The time your partner/spouse spends in paid work		
Value	Label	Cases	Percentage
1	always R	61	<div><div></div></div> 3.4%
2	usually R	39	<div><div></div></div> 2.2%
3	R and partner equally	266	<div><div></div></div> 14.9%
4	usually partner	256	<div><div></div></div> 14.3%
5	always partner	548	<div><div></div></div> 30.6%
6	always or usually other persons in the household	1	<div><div></div></div> 0.1%
7	does not know	34	<div><div></div></div> 1.9%
8	refusal	0	
9	no response/not applicable	584	<div><div></div></div> 32.6%
1401	usually R	0	
1402	R and Partner about equally	0	
1403	usually partner	0	
1404	usually other persons in the household	0	
1405	usually someone not living in the household	0	
1406	children do it themselves	0	
2401	shared equally among hh members	0	
Sysmiss		1360	
Warning: these figures indicate the number of cases found in the data file. They cannot be interpreted as summary statistics of the population of interest.			
# b405a_e: Who makes decisions about hh: Way of child raising (W2)			
Information	[Type= discrete] [Format=numeric] [Range= 1-2401] [Missing=*/97/98/99]		
Statistics [NW/ W]	[Valid=1789 /-] [Invalid=1360 /-]		
Definition	Q 405.a.e		

# b405a_e: Who makes decisions about hh: Way of child raising (W2)			
	<p>DEU, 6 country-specific values: "1401- usually R", "1402 - R and Partner about equally", "1403 - usually partner", "1404 - usually other persons in the household", "1405 - usually someone not living in the household", "1406-children do it themselves".</p> <p>AUS, one additional value: "2401-shared equally among hh members".</p>		
<b>Universe</b>	If R lives together with a partner		
<b>Pre-question</b>	We have already talked about the various tasks that have to be done in a household. Now I would like to ask you some questions about decisions. Who makes decisions about the following issues in your household? Card 401-2		
<b>Literal question</b>	The way children are raised		
Value	Label	Cases	Percentage
1	always R	32	<div><div></div>1.8%</div>
2	usually R	93	<div><div></div>5.2%</div>
3	R and partner equally	772	<div><div></div>43.2%</div>
4	usually partner	64	<div><div></div>3.6%</div>
5	always partner	7	<div><div></div>0.4%</div>
6	always or usually other persons in the household	0	
7	does not know	2	<div><div></div>0.1%</div>
8	refusal	0	
9	no response/not applicable	819	<div><div></div>45.8%</div>
1401	usually R	0	
1402	R and Partner about equally	0	
1403	usually partner	0	
1404	usually other persons in the household	0	
1405	usually someone not living in the household	0	
1406	children do it themselves	0	
2401	shared equally among hh members	0	
Sysmiss		1360	
<i>Warning: these figures indicate the number of cases found in the data file. They cannot be interpreted as summary statistics of the population of interest.</i>			
# b405a_f: Who makes decisions about hh: Social activities (W2)			
<b>Information</b>	[Type= discrete] [Format=numeric] [Range= 1-2401] [Missing=*/97/98/99]		
<b>Statistics [NW/ W]</b>	[Valid=1789 /-] [Invalid=1360 /-]		
<b>Definition</b>	<p>Q 405.a.f</p> <p>DEU, 6 country-specific values: "1401- usually R", "1402 - R and Partner about equally", "1403 - usually partner", "1404 - usually other persons in the household", "1405 - usually someone not living in the household", "1406-children do it themselves".</p> <p>AUS, one additional value: "2401-shared equally among hh members".</p>		
<b>Universe</b>	If R lives together with a partner		
<b>Pre-question</b>	We have already talked about the various tasks that have to be done in a household. Now I would like to ask you some questions about decisions. Who makes decisions about the following issues in your household? Card 401-2		
<b>Literal question</b>	Social life and leisure activities		
Value	Label	Cases	Percentage
1	always R	68	<div><div></div>3.8%</div>
2	usually R	136	<div><div></div>7.6%</div>
3	R and partner equally	1340	<div><div></div>74.9%</div>
4	usually partner	142	<div><div></div>7.9%</div>

# b405a_f: Who makes decisions about hh: Social activities (W2)			
Value	Label	Cases	Percentage
5	always partner	27	1.5%
6	always or usually other persons in the household	1	0.1%
7	does not know	1	0.1%
8	refusal	0	
9	no response/not applicable	74	4.1%
1401	usually R	0	
1402	R and Partner about equally	0	
1403	usually partner	0	
1404	usually other persons in the household	0	
1405	usually someone not living in the household	0	
1406	children do it themselves	0	
2401	shared equally among hh members	0	
Sysmiss		1360	
Warning: these figures indicate the number of cases found in the data file. They cannot be interpreted as summary statistics of the population of interest.			
# b406: How hh income is organized (W2)			
Information	[Type= discrete] [Format=numeric] [Range= 1-6] [Missing=*/7/8/9]		
Statistics [NW/ W]	[Valid=1789 /-] [Invalid=1360 /-]		
Definition	Q 406		
Universe	If R lives together with a partner		
Literal question	How do you and your partner/spouse organise your household income? Which of the items on this card fits best?		
Interviewer's instructions	Card 406: Organising income		
Value	Label	Cases	Percentage
1	I manage all the money and give my partner/spouse his/her share	210	11.7%
2	my partner/spouse manages all the money and gives me my share	173	9.7%
3	we pool all the money and each takes out what we need	1054	58.9%
4	we pool some of the money and keep the rest separate	255	14.3%
5	we each keep our own money separate	87	4.9%
6	other	10	0.6%
7	does not know	0	
8	refusal	0	
9	no response/not applicable	0	
Sysmiss		1360	
Warning: these figures indicate the number of cases found in the data file. They cannot be interpreted as summary statistics of the population of interest.			
# b407: Satisfaction with relationship to partner (see satisfaction scale) (W2)			
Information	[Type= discrete] [Format=numeric] [Range= 0-1804] [Missing=*/97/98/99]		
Statistics [NW/ W]	[Valid=1982 /-] [Invalid=1167 /-]		
Definition	Q 407 FRA: one additional item "1501 - not asked when someone else present".		
Universe	If R has a co-resident OR non-resident partner		
Pre-question	Card 120: Satisfaction Scale		
Literal question	How satisfied are you with your relationship with your partner/spouse? Please use this card and tell me the value on the scale.		



# b407: Satisfaction with relationship to partner (see satisfaction scale) (W2)			
Value	Label	Cases	Percentage
0	0=not at all satisfied	8	0.4%
1		7	0.4%
2		11	0.6%
3		18	0.9%
4		8	0.4%
5		116	5.9%
6		67	3.4%
7		187	9.4%
8		379	19.1%
9		375	18.9%
10	10=completely satisfied	806	40.7%
1501	not asked when someone else present	0	
97	does not know	0	
98	refusal	0	
99	no response/not applicable	0	
Sysmiss		1167	
Warning: these figures indicate the number of cases found in the data file. They cannot be interpreted as summary statistics of the population of interest.			
# b408_a: Couples disagreements within last 12 mnths: HH chores			
Information	[Type= discrete] [Format=numeric] [Range= 1-5] [Missing=* /7/8/9]		
Statistics [NW/ W]	[Valid=1915 /-] [Invalid=1234 /-]		
Definition	Q 408.a		
Universe	If R has a co-resident OR non-resident partner		
Pre-question	Now I am going to read out a list of things that couples may have disagreements about. Within the last 12 months, how often did you and your partner/spouse have disagreement about [household chores]? Please choose answers from this card. Card 408: Frequency		
Literal question	Household chores		
Value	Label	Cases	Percentage
1	never	825	43.1%
2	seldom	728	38.0%
3	sometimes	312	16.3%
4	frequently	40	2.1%
5	very frequently	10	0.5%
7	does not know	0	
8	refusal	0	
9	no response/not applicable	67	
Sysmiss		1167	
Warning: these figures indicate the number of cases found in the data file. They cannot be interpreted as summary statistics of the population of interest.			
# b408_b: Couples disagreements within last 12 mnths: Money			
Information	[Type= discrete] [Format=numeric] [Range= 1-5] [Missing=* /7/8/9]		
Statistics [NW/ W]	[Valid=1929 /-] [Invalid=1220 /-]		
Definition	Q 408.b		
Universe	If R has a co-resident OR non-resident partner		

# b408_b: Couples disagreements within last 12 mnths: Money			
Pre-question	Now I am going to read out a list of things that couples may have disagreements about. Within the last 12 months, how often did you and your partner/spouse have disagreement about [money]? Please choose answers from this card. Card 408: Frequency		
Literal question	Money		
Value	Label	Cases	Percentage
1	never	880	<div><div></div></div> 45.6%
2	seldom	661	<div><div></div></div> 34.3%
3	sometimes	314	<div><div></div></div> 16.3%
4	frequently	61	<div><div></div></div> 3.2%
5	very frequently	13	<div><div></div></div> 0.7%
7	does not know	0	
8	refusal	0	
9	no response/not applicable	53	
Sysmiss		1167	
Warning: these figures indicate the number of cases found in the data file. They cannot be interpreted as summary statistics of the population of interest.			
# b408_c: Couples disagreements within last 12 mnths: Use of leisure time			
Information	[Type= discrete] [Format=numeric] [Range= 1-5] [Missing=*/7/8/9]		
Statistics [NW/ W]	[Valid=1947 /-] [Invalid=1202 /-]		
Definition	Q 408.c		
Universe	If R has a co-resident OR non-resident partner		
Pre-question	Now I am going to read out a list of things that couples may have disagreements about. Within the last 12 months, how often did you and your partner/spouse have disagreement about [use of leisure time]? Please choose answers from this card. Card 408: Frequency		
Literal question	Use of leisure time		
Value	Label	Cases	Percentage
1	never	867	<div><div></div></div> 44.5%
2	seldom	698	<div><div></div></div> 35.9%
3	sometimes	327	<div><div></div></div> 16.8%
4	frequently	42	<div><div></div></div> 2.2%
5	very frequently	13	<div><div></div></div> 0.7%
7	does not know	0	
8	refusal	0	
9	no response/not applicable	35	
Sysmiss		1167	
Warning: these figures indicate the number of cases found in the data file. They cannot be interpreted as summary statistics of the population of interest.			
# b408_d: Couples disagreements within last 12 mnths: Sex			
Information	[Type= discrete] [Format=numeric] [Range= 1-5] [Missing=*/7/8/9]		
Statistics [NW/ W]	[Valid=1836 /-] [Invalid=1313 /-]		
Definition	Q 408.d		
Universe	If R has a co-resident OR non-resident partner		
Pre-question	Now I am going to read out a list of things that couples may have disagreements about. Within the last 12 months, how often did you and your partner/spouse have disagreement about [sex]? Please choose answers from this card. Card 408: Frequency		
Literal question	Sex		
Value	Label	Cases	Percentage
1	never	1012	<div><div></div></div> 55.1%

# **# b408\_d: Couples disagreements within last 12 mnths: Sex**






Value	Label	Cases	Percentage
2	seldom	547	<div><div></div></div> 29.8%
3	sometimes	222	<div><div></div></div> 12.1%
4	frequently	40	<div><div></div></div> 2.2%
5	very frequently	15	<div><div></div></div> 0.8%
7	does not know	0	
8	refusal	0	
9	no response/not applicable	146	
Sysmiss		1167	

*Warning: these figures indicate the number of cases found in the data file. They cannot be interpreted as summary statistics of the population of interest.*

# b408_e: Couples disagreements within last 12 mnths: Relations with friends			
Information	[Type= discrete] [Format=numeric] [Range= 1-5] [Missing=*/7/8/9]		
Statistics [NW/ W]	[Valid=1947 /-] [Invalid=1202 /-]		
Definition	Q 408.e		
Universe	If R has a co-resident OR non-resident partner		
Pre-question	Now I am going to read out a list of things that couples may have disagreements about. Within the last 12 months, how often did you and your partner/spouse have disagreement about [relations with friends]? Please choose answers from this card. Card 408: Frequency		
Literal question	Relations with friends		
Value	Label	Cases	Percentage
1	never	1098	<div><div></div></div> 56.4%
2	seldom	605	<div><div></div></div> 31.1%
3	sometimes	196	<div><div></div></div> 10.1%
4	frequently	42	<div><div></div></div> 2.2%
5	very frequently	6	<div><div></div></div> 0.3%
7	does not know	0	
8	refusal	0	
9	no response/not applicable	35	
Sysmiss		1167	
Warning: these figures indicate the number of cases found in the data file. They cannot be interpreted as summary statistics of the population of interest.			
# b408_f: Couples disagreements within last 12 mnths: Relations with parents, in-laws			
Information	[Type= discrete] [Format=numeric] [Range= 1-5] [Missing=*/7/8/9]		
Statistics [NW/ W]	[Valid=1457 /-] [Invalid=1692 /-]		
Definition	Q 408.f		
Universe	If R has a co-resident OR non-resident partner		
Pre-question	Now I am going to read out a list of things that couples may have disagreements about. Within the last 12 months, how often did you and your partner/spouse have disagreement about [relations with parents and in-laws]? Please choose answers from this card. Card 408: Frequency		
Literal question	Relations with parents and in-laws		
Value	Label	Cases	Percentage
1	never	777	<div><div></div></div> 53.3%
2	seldom	411	<div><div></div></div> 28.2%
3	sometimes	212	<div><div></div></div> 14.6%
4	frequently	44	<div><div></div></div> 3.0%
5	very frequently	13	<div><div></div></div> 0.9%
7	does not know	0	
8	refusal	0	
9	no response/not applicable	525	
Sysmiss		1167	
Warning: these figures indicate the number of cases found in the data file. They cannot be interpreted as summary statistics of the population of interest.			
# b408_g: Couples disagreements within last 12 mnths: Child-raising issues			
Information	[Type= discrete] [Format=numeric] [Range= 1-5] [Missing=*/7/8/9]		
Statistics [NW/ W]	[Valid=1238 /-] [Invalid=1911 /-]		
Definition	Q 408.g		
Universe	If R has a co-resident OR non-resident partner		

# b408_g: Couples disagreements within last 12 mnths: Child-raising issues			
<b>Pre-question</b>	Now I am going to read out a list of things that couples may have disagreements about. Within the last 12 months, how often did you and your partner/spouse have disagreement about [child-raising issues]? Please choose answers from this card. Card 408: Frequency		
<b>Literal question</b>	Child-raising issues		
Value	Label	Cases	Percentage
1	never	529	<div><div></div></div> 42.7%
2	seldom	428	<div><div></div></div> 34.6%
3	sometimes	228	<div><div></div></div> 18.4%
4	frequently	40	<div><div></div></div> 3.2%
5	very frequently	13	<div><div></div></div> 1.1%
7	does not know	0	
8	refusal	0	
9	no response/not applicable	744	
Sysmiss		1167	
<i>Warning: these figures indicate the number of cases found in the data file. They cannot be interpreted as summary statistics of the population of interest.</i>			
# b408_h: Couples disagreements within last 12 mnths: Having children			
<b>Information</b>	[Type= discrete] [Format=numeric] [Range= 1-5] [Missing=*/7/8/9]		
<b>Statistics [NW/ W]</b>	[Valid=1210 /-] [Invalid=1939 /-]		
<b>Definition</b>	Q 408.h		
<b>Universe</b>	If R has a co-resident OR non-resident partner		
<b>Pre-question</b>	Now I am going to read out a list of things that couples may have disagreements about. Within the last 12 months, how often did you and your partner/spouse have disagreement about [having children]? Please choose answers from this card. Card 408: Frequency		
<b>Literal question</b>	Having children		
Value	Label	Cases	Percentage
1	never	950	<div><div></div></div> 78.5%
2	seldom	163	<div><div></div></div> 13.5%
3	sometimes	68	<div><div></div></div> 5.6%
4	frequently	18	<div><div></div></div> 1.5%
5	very frequently	11	<div><div></div></div> 0.9%
7	does not know	0	
8	refusal	0	
9	no response/not applicable	772	
Sysmiss		1167	
<i>Warning: these figures indicate the number of cases found in the data file. They cannot be interpreted as summary statistics of the population of interest.</i>			
# b408_i: Couples disagreements within last 12 mnths: Drinking alcohol			
<b>Information</b>	[Type= discrete] [Format=numeric] [Range= 1-5] [Missing=*/7/8/9]		
<b>Statistics [NW/ W]</b>	[Valid=1749 /-] [Invalid=1400 /-]		
<b>Definition</b>	Q 408.i		
<b>Universe</b>	If R has a co-resident OR non-resident partner		
<b>Pre-question</b>	Now I am going to read out a list of things that couples may have disagreements about. Within the last 12 months, how often did you and your partner/spouse have disagreement about [drinking alcohol]? Please choose answers from this card. Card 408: Frequency		
<b>Literal question</b>	Drinking alcohol		



### # b408\_i: Couples disagreements within last 12 mnths: Drinking alcohol

Value	Label	Cases	Percentage
1	never	1125	 64.3%
2	seldom	411	 23.5%
3	sometimes	175	 10.0%
4	frequently	28	 1.6%
5	very frequently	10	 0.6%
7	does not know	0	
8	refusal	0	
9	no response/not applicable	233	
Sysmiss		1167	

Warning: these figures indicate the number of cases found in the data file. They cannot be interpreted as summary statistics of the population of interest.

### # b410: Have thought about breaking up partnership over last 12 mnths (W2)





<b>Information</b>	[Type= discrete] [Format=numeric] [Range= 1-1501] [Missing=*/7/8/9]
<b>Statistics [NW/ W]</b>	[Valid=1982 /-] [Invalid=1167 /-]
<b>Definition</b>	Q 410  FRA, one additional item: "1501-not asked when someone else present".
<b>Universe</b>	If R has a co-resident OR non-resident partner
<b>Literal question</b>	Even the people who get along well with their partners sometimes wonder whether their marriage or partnership will work. Over the past 12 months, have you thought about breaking up your relationship?

Value	Label	Cases	Percentage
1	yes	168	 8.5%
2	no	1814	 91.5%
6	unknown	0	
1501	not asked when someone else present	0	
7	does not know	0	
8	refusal	0	
9	no response/not applicable	0	
Sysmiss		1167	

Warning: these figures indicate the number of cases found in the data file. They cannot be interpreted as summary statistics of the population of interest.

### # b501: Living with or without parents in the hh (W2)

<b>Information</b>	[Type= discrete] [Format=numeric] [Range= 1-4] [Missing=*/7/8/9]
<b>Statistics [NW/ W]</b>	[Valid=3149 /-] [Invalid=0 /-]
<b>Definition</b>	Q 501  ITA: question applies to parents generally and does not specify 'biological parents'
<b>Pre-question</b>	Now I would like to ask you some questions about your parents and your parental home.
<b>Literal question</b>	At the beginning of our interview when we were talking about your household you mentioned that you are... <Look up from Household Grid> ...is this correct?

Value	Label	Cases	Percentage
1	living with both of your parents	192	 6.1%
2	living with your father (not your mother)	13	 0.4%
3	living with your mother (not your father)	138	 4.4%
4	not living with your parents	2806	 89.1%
7	does not know	0	

# b501: Living with or without parents in the hh (W2)			
Value	Label	Cases	Percentage
8	refusal	0	
9	no response/not applicable	0	
Warning: these figures indicate the number of cases found in the data file. They cannot be interpreted as summary statistics of the population of interest.			
# b502: Are parents biological parents (W2)			
Information	[Type= discrete] [Format=numeric] [Range= 1-4] [Missing=*/7/8/9]		
Statistics [NW/ W]	[Valid=192 /-] [Invalid=2957 /-]		
Definition	Q 502		
Universe	If code 1 on Q 501		
Literal question	Are both the parents who are living in this household your biological parents?		
Value	Label	Cases	Percentage
1	yes, both	181	94.3%
2	no, only my father	1	0.5%
3	no, only my mother	9	4.7%
4	no, both are adoptive, foster or step-parents	1	0.5%
7	does not know	0	
8	refusal	0	
9	no response/not applicable	0	
Sysmiss		2957	
Warning: these figures indicate the number of cases found in the data file. They cannot be interpreted as summary statistics of the population of interest.			
# b503: Is father biological father (W2)			
Information	[Type= discrete] [Format=numeric] [Range= 1-99] [Missing=*/7/8/9]		
Statistics [NW/ W]	[Valid=343 /-] [Invalid=2806 /-]		
Definition	Q 503		
Universe	If code 2 on Q 501		
Literal question	Is your father who is living in this household your biological father?		
Value	Label	Cases	Percentage
1	yes	193	56.3%
2	no	150	43.7%
6	unknown	0	
7	does not know	0	
8	refusal	0	
9	no response/not applicable	2806	
Warning: these figures indicate the number of cases found in the data file. They cannot be interpreted as summary statistics of the population of interest.			
# b504: Is mother biological mother (W2)			
Information	[Type= discrete] [Format=numeric] [Range= 1-99] [Missing=*/7/8/9]		
Statistics [NW/ W]	[Valid=343 /-] [Invalid=2806 /-]		
Definition	Q 504		
Universe	If code 3 on Q 501		
Literal question	Is your mother who is living in this household your biological mother?		
Value	Label	Cases	Percentage
1	yes	326	95.0%
2	no	17	5.0%

# b504: Is mother biological mother (W2)			
Value	Label	Cases	Percentage
6	unknown	0	
7	does not know	0	
8	refusal	0	
9	no response/not applicable	2806	
<i>Warning: these figures indicate the number of cases found in the data file. They cannot be interpreted as summary statistics of the population of interest.</i>			
# b510: Is biological mother alive (W2)			
Information	[Type= discrete] [Format=numeric] [Range= 1-4] [Missing=*/7/8/9]		
Statistics [NW/ W]	[Valid=2821 /-] [Invalid=328 /-]		
Definition	Consolidated variable from Q 505 and Q 507  ITA: question applies to parents generally and does not specify 'biological parents'		
Literal question	May I ask you whether your biological mother is still alive? May I ask you whether your biological parents are still alive?		
Value	Label	Cases	Percentage
1	yes, still alive	1402	49.7%
2	no, not alive any more	1375	48.7%
3	I do not know whether she still is alive	44	1.6%
4	I do not know anything about my biological mother	0	
7	does not know	0	
8	refusal	0	
9	no response/not applicable	328	
<i>Warning: these figures indicate the number of cases found in the data file. They cannot be interpreted as summary statistics of the population of interest.</i>			
# b517_1: Living arrangement of the mother (W2)			
Information	[Type= discrete] [Format=numeric] [Range= 1-2602] [Missing=*/97/98/99]		
Statistics [NW/ W]	[Valid=1402 /-] [Invalid=1747 /-]		
Definition	Consolidated variable from Q 509, Q 521 and Q 530  Country-specific additional values: - BGR: "1101-home for people with mental dissabilities". - DEU: "1401-with his/her partner/spouse and his/her child(ren)", "1402-with their children". - FRA: "1501-other type of housing". - HUN: "1601-in a home for the elderly", "1602-In another Institution". - POL: "2601-with paid care", "2602-other".		
Universe	If R's mother is alive and R does not live with mother		
Pre-question	Card 509: Mother's Living Arrangement		
Literal question	Which of the items on this card apply to your mother's living arrangement? Please mention all categories that apply.		
Value	Label	Cases	Percentage
1	alone	395	28.2%
2	with his/her partner/spouse	873	62.3%
3	with his/her son(s)	35	2.5%
4	with his/her daughter(s)	47	3.4%
5	with a relative	14	1.0%
6	with a friend	0	
7	in a room of a boarding house	2	0.1%
8	in a dwelling that specifically meets the needs of the elderly	14	1.0%
9	in a a home for the elderly	19	1.4%



# b517_1: Living arrangement of the mother (W2)			
Value	Label	Cases	Percentage
10	in a nursing home	3	0.2%
1101	home for people with mental dissabilities	0	
1401	with his/her partner/spouse and his/her child(ren)	0	
1402	with their children	0	
1501	other type of housing	0	
1601	in a home for the elderly	0	
1602	in another institution	0	
2601	with paid care	0	
2602	other	0	
97	does not know	0	
98	refusal	0	
99	no response/not applicable	0	
Sysmiss		1747	
Warning: these figures indicate the number of cases found in the data file. They cannot be interpreted as summary statistics of the population of interest.			
# b517_2: Living arrangement of the mother (W2)			
Information	[Type= discrete] [Format=numeric] [Range= 1-2602] [Missing=*/97/98/99]		
Statistics [NW/ W]	[Valid=45 /-] [Invalid=3104 /-]		
Definition	Consolidated variable from Q 509, Q 521 and Q 530  Country-specific additional values: - BGR: "1101-home for people with mental dissabilities". - DEU: "1401-with his/her partner/spouse and his/her child(ren)", "1402-with their children". - FRA: "1501-other type of housing". - HUN: "1601-in a home for the elderly", "1602-In another Institution". - POL: "2601-with paid care", "2602-other".		
Universe	If R's mother is alive and R does not live with mother		
Pre-question	Card 509: Mother's Living Arrangement		
Literal question	Which of the items on this card apply to your mother's living arrangement? Please mention all categories that apply.		
Value	Label	Cases	Percentage
1	alone	0	
2	with his/her partner/spouse	2	4.4%
3	with his/her son(s)	18	40.0%
4	with his/her daughter(s)	14	31.1%
5	with a relative	0	
6	with a friend	0	
7	in a room of a boarding house	1	2.2%
8	in a dwelling that specifically meets the needs of the elderly	5	11.1%
9	in a home for the elderly	4	8.9%
10	in a nursing home	1	2.2%
1101	home for people with mental dissabilities	0	
1401	with his/her partner/spouse and his/her child(ren)	0	
1402	with their children	0	
1501	other type of housing	0	
1601	in a home for the elderly	0	
1602	in another institution	0	
2601	with paid care	0	









# b517_2: Living arrangement of the mother (W2)			
Value	Label	Cases	Percentage
2602	other	0	
97	does not know	0	
98	refusal	0	
99	no response/not applicable	0	
Sysmiss		3104	
Warning: these figures indicate the number of cases found in the data file. They cannot be interpreted as summary statistics of the population of interest.			
# b517_3: Living arrangement of the mother (W2)			
Information	[Type= discrete] [Format=numeric] [Range= 1-2602] [Missing=*/97/98/99]		
Statistics [NW/ W]	[Valid=7 /-] [Invalid=3142 /-]		
Definition	Consolidated variable from Q 509, Q 521 and Q 530  Country-specific additional values: - BGR: "1101-home for people with mental dissabilities". - DEU: "1401-with his/her partner/spouse and his/her child(ren)", "1402-with their children". - FRA: "1501-other type of housing". - HUN: "1601-in a home for the elderly", "1602-In another Institution". - POL: "2601-with paid care", "2602-other".		
Universe	If R's mother is alive and R does not live with mother		
Pre-question	Card 509: Mother's Living Arrangement		
Literal question	Which of the items on this card apply to your mother's living arrangement? Please mention all categories that apply.		
Value	Label	Cases	Percentage
1	alone	0	
2	with his/her partner/spouse	0	
3	with his/her son(s)	0	
4	with his/her daughter(s)	2	28.6%
5	with a relative	5	71.4%
6	with a friend	0	
7	in a room of a boarding house	0	
8	in a dwelling that specifically meets the needs of the elderly	0	
9	in a a home for the elderly	0	
10	in a nursing home	0	
1101	home for people with mental dissabilities	0	
1401	with his/her partner/spouse and his/her child(ren)	0	
1402	with their children	0	
1501	other type of housing	0	
1601	in a home for the elderly	0	
1602	in another institution	0	
2601	with paid care	0	
2602	other	0	
97	does not know	0	
98	refusal	0	
99	no response/not applicable	0	
Sysmiss		3142	
Warning: these figures indicate the number of cases found in the data file. They cannot be interpreted as summary statistics of the population of interest.			
# b517_4: Living arrangement of the mother (W2)			
Information	[Type= discrete] [Format=numeric] [Range= 1-2602] [Missing=*/97/98/99]		

# b517_4: Living arrangement of the mother (W2)			
<b>Statistics [NW/ W]</b>	[Valid=1 /-] [Invalid=3148 /-]		
<b>Definition</b>	Consolidated variable from Q 509, Q 521 and Q 530  Country-specific additional values: - BGR: "1101-home for people with mental dissabilities". - DEU: "1401-with his/her partner/spouse and his/her child(ren)", "1402-with their children". - FRA: "1501-other type of housing". - HUN: "1601-in a home for the elderly", "1602-In another Institution". - POL: "2601-with paid care", "2602-other".		
<b>Universe</b>	If R's mother is alive and R does not live with mother		
<b>Pre-question</b>	Card 509: Mother's Living Arrangement		
<b>Literal question</b>	Which of the items on this card apply to your mother's living arrangement? Please mention all categories that apply.		
Value	Label	Cases	Percentage
1	alone	0	
2	with his/her partner/spouse	0	
3	with his/her son(s)	0	
4	with his/her daughter(s)	0	
5	with a relative	1	100.0%
6	with a friend	0	
7	in a room of a boarding house	0	
8	in a dwelling that specifically meets the needs of the elderly	0	
9	in a a home for the elderly	0	
10	in a nursing home	0	
1101	home for people with mental dissabilities	0	
1401	with his/her partner/spouse and his/her child(ren)	0	
1402	with their children	0	
1501	other type of housing	0	
1601	in a home for the elderly	0	
1602	in another institution	0	
2601	with paid care	0	
2602	other	0	
97	does not know	0	
98	refusal	0	
99	no response/not applicable	0	
Sysmiss		3148	
Warning: these figures indicate the number of cases found in the data file. They cannot be interpreted as summary statistics of the population of interest.			
# b518: Limitation or disability of the mother (W2)			
<b>Information</b>	[Type= discrete] [Format=numeric] [Range= 1-99] [Missing=*/7/8/9]		
<b>Statistics [NW/ W]</b>	[Valid=1402 /-] [Invalid=1747 /-]		
<b>Definition</b>	Consolidated variable from Q 510, 523, 531		
<b>Universe</b>	If R's mother is alive		
<b>Literal question</b>	Is your mother limited in her ability to carry out normal everyday activities because of a physical or mental health problem or a disability?		
Value	Label	Cases	Percentage
1	yes	240	17.1%
2	no	1162	82.9%
7	does not know	0	

# b518: Limitation or disability of the mother (W2)			
Value	Label	Cases	Percentage
8	refusal	0	
9	no response/not applicable	0	
Sysmiss		1747	
Warning: these figures indicate the number of cases found in the data file. They cannot be interpreted as summary statistics of the population of interest.			
# b520h: Time distance (hrs) to mother's residence (W2)			
Information	[Type= discrete] [Format=numeric] [Range= 0-9999] [Missing=*/997/998/999]		
Statistics [NW/ W]	[Valid=1402 /-] [Invalid=1747 /-]		
Definition	Q 511		
Universe	If R's mother is alive and R does not live with mother		
Literal question	How long does it take to get from your home to where your mother is living at present?		
Value	Label	Cases	Percentage
0		1037	<div></div> 74.0%
1		216	<div></div> 15.4%
2		68	<div></div> 4.9%
3		37	<div></div> 2.6%
4		19	<div></div> 1.4%
5		11	<div></div> 0.8%
6		2	<div></div> 0.1%
7		5	<div></div> 0.4%
8		2	<div></div> 0.1%
9		1	<div></div> 0.1%
10		3	<div></div> 0.2%
15		1	<div></div> 0.1%
997	does not know	0	
998	refusal	0	
999	no response/not applicable	0	
Sysmiss		1747	
Warning: these figures indicate the number of cases found in the data file. They cannot be interpreted as summary statistics of the population of interest.			
# b520hour: Time distance to mother's residence in hours (W2)			
Information	[Type= discrete] [Format=numeric] [Range= 0-480] [Missing=*/997/998/999]		
Statistics [NW/ W]	[Valid=1402 /-] [Invalid=1747 /-]		
Definition	Derived variables from consolidated variables b520h and b520t (variables obtained from Q 511, Q 524, and Q 532)		
Universe	If R's mother is alive and R does not live with mother		
Literal question	How long does it take to get from your home to where your mother is living at present?		
Notes	Values have been rounded to 1/10 of an hour; values exceeding 1 have been rounded to the nearest hour.		
Value	Label	Cases	Percentage
0		62	<div></div> 4.4%
0.1000000014901		146	<div></div> 10.4%
0.2000000029802		162	<div></div> 11.6%
0.3000000119209		303	<div></div> 21.6%
0.4000000059604		38	<div></div> 2.7%
0.5		182	<div></div> 13.0%
0.6000000238418		14	<div></div> 1.0%

# b520hour: Time distance to mother's residence in hours (W2)			
Value	Label	Cases	Percentage
0.6999999880790		36	<div><div></div></div> 2.6%
0.8000000119209		88	<div><div></div></div> 6.3%
0.8999999761581		6	<div><div></div></div> 0.4%
1		165	<div><div></div></div> 11.8%
2		91	<div><div></div></div> 6.5%
3		50	<div><div></div></div> 3.6%
4		29	<div><div></div></div> 2.1%
5		15	<div><div></div></div> 1.1%
6		3	<div><div></div></div> 0.2%
7		2	<div><div></div></div> 0.1%
8		4	<div><div></div></div> 0.3%
9		2	<div><div></div></div> 0.1%
10		3	<div><div></div></div> 0.2%
15		1	<div><div></div></div> 0.1%
997	does not know	0	
998	refusal	0	
999	no response/not applicable	0	
Sysmiss		1747	
Warning: these figures indicate the number of cases found in the data file. They cannot be interpreted as summary statistics of the population of interest.			
# b520t: Time distance (mins) to mother's residence (W2)			
Information	[Type= discrete] [Format=numeric] [Range= 0-999] [Missing=*/97/98/99]		
Statistics [NW/ W]	[Valid=1402 /-] [Invalid=1747 /-]		
Definition	Q 511		
Universe	If R's mother is alive and R does not live with mother		
Literal question	How long does it take to get from your home to where your mother is living at present?		
Value	Label	Cases	Percentage
0		222	<div><div></div></div> 15.8%
1		24	<div><div></div></div> 1.7%
2		22	<div><div></div></div> 1.6%
3		23	<div><div></div></div> 1.6%
4		6	<div><div></div></div> 0.4%
5		107	<div><div></div></div> 7.6%
6		2	<div><div></div></div> 0.1%
7		4	<div><div></div></div> 0.3%
8		6	<div><div></div></div> 0.4%
9		1	<div><div></div></div> 0.1%
10		170	<div><div></div></div> 12.1%
11		1	<div><div></div></div> 0.1%
12		5	<div><div></div></div> 0.4%
14		1	<div><div></div></div> 0.1%
15		165	<div><div></div></div> 11.8%
17		1	<div><div></div></div> 0.1%
18		2	<div><div></div></div> 0.1%
19		1	<div><div></div></div> 0.1%

# b520t: Time distance (mins) to mother's residence (W2)			
Value	Label	Cases	Percentage
20		171	<div></div> 12.2%
22		2	<div></div> 0.1%
23		2	<div></div> 0.1%
25		34	<div></div> 2.4%
28		1	<div></div> 0.1%
30		271	<div></div> 19.3%
33		1	<div></div> 0.1%
35		13	<div></div> 0.9%
36		1	<div></div> 0.1%
40		39	<div></div> 2.8%
45		69	<div></div> 4.9%
50		28	<div></div> 2.0%
55		7	<div></div> 0.5%
97	does not know	0	
98	refusal	0	
99	no response/not applicable	0	
Sysmiss		1747	
Warning: these figures indicate the number of cases found in the data file. They cannot be interpreted as summary statistics of the population of interest.			
# b522: Satisfaction with relationship to mother (see satisfaction scale) (W2)			
Information	[Type= discrete] [Format=numeric] [Range= 0-1804] [Missing=*/97/98/99]		
Statistics [NW/ W]	[Valid=1727 /-] [Invalid=1422 /-]		
Definition	Consolidated variable from Q 513, Q 528 and Q 534  NLD: four specific items "1801 - not great", "1802 - reasonable", "1803 - good", "1804 - very good".		
Universe	If R's mother is alive and R does not live with mother		
Pre-question	Card 120: Satisfaction Scale		
Literal question	How satisfied are you with the relationship with your mother? Please use this card and tell me the value on the scale.		
Value	Label	Cases	Percentage
0	0=not at all satisfied	16	<div></div> 0.9%
1		6	<div></div> 0.3%
2		16	<div></div> 0.9%
3		14	<div></div> 0.8%
4		14	<div></div> 0.8%
5		86	<div></div> 5.0%
6		56	<div></div> 3.2%
7		135	<div></div> 7.8%
8		311	<div></div> 18.0%
9		298	<div></div> 17.3%
10	10=completely satisfied	775	<div></div> 44.9%
1801	not great	0	
1802	reasonable	0	
1803	good	0	
1804	very good	0	
97	does not know	0	

# b522: Satisfaction with relationship to mother (see satisfaction scale) (W2)			
Value	Label	Cases	Percentage
98	refusal	0	
99	no response/not applicable	0	
Sysmiss		1422	
Warning: these figures indicate the number of cases found in the data file. They cannot be interpreted as summary statistics of the population of interest.			
# b523: Intention start living together with mother within next 3 yrs (W2)			
Information	[Type= discrete] [Format=numeric] [Range= 1-1802] [Missing=*/7/8/9]		
Statistics [NW/ W]	[Valid=1402 /-] [Invalid=1747 /-]		
Definition	Consolidated variable from Q 514, 529, 535		
Universe	If R's mother is alive and R does not live with mother		
Literal question	Do you intend to start living together with your mother within the next 3 years?		
Value	Label	Cases	Percentage
1	definitely not	1060	 75.6%
2	probably not	286	 20.4%
3	probably yes	45	 3.2%
4	definitely yes	11	 0.8%
7	does not know	0	
8	refusal	0	
9	no response/not applicable	0	
Sysmiss		1747	
Warning: these figures indicate the number of cases found in the data file. They cannot be interpreted as summary statistics of the population of interest.			
# b530: Is biological father alive (W2)			
Information	[Type= discrete] [Format=numeric] [Range= 1-4] [Missing=*/7/8/9]		
Statistics [NW/ W]	[Valid=150 /-] [Invalid=2999 /-]		
Definition	Consolidated variable from Q 506 and Q 507  ITA: question applies to parents generally and does not specify 'biological parents'		
Literal question	May I ask you whether your biological father is still alive?		
Value	Label	Cases	Percentage
1	yes, still alive	38	 25.3%
2	no, not alive any more	86	 57.3%
3	I do not know whether he still is alive	7	 4.7%
4	I do not know anything about my biological father	19	 12.7%
7	does not know	0	
8	refusal	0	
9	no response/not applicable	2999	
Warning: these figures indicate the number of cases found in the data file. They cannot be interpreted as summary statistics of the population of interest.			
# b537_1: Living arrangement of the father (W2)			
Information	[Type= discrete] [Format=numeric] [Range= 1-2602] [Missing=*/97/98/99]		
Statistics [NW/ W]	[Valid=1036 /-] [Invalid=2113 /-]		
Definition	Consolidated variable from Q 515, Q 521 and Q 536  Country-specific additional values: - BGR: "1101-home for people with mental dissabilities". - DEU: "1401-with his/her partner/spouse and his/her child(ren)", "1402-with their children". - FRA: "1501-other type of housing".		

# b537_1: Living arrangement of the father (W2)			
	- HUN: "1601-in a home for the elderly", "1602-In another Institution". - POL: 2601-with paid care", "2602-other".		
<b>Universe</b>	If R's father is alive and R does not live with father		
<b>Pre-question</b>	Card 515: Father's Living Arrangement		
<b>Literal question</b>	Which of the items on this card apply to your father's living arrangement? Please mention all categories that apply.		
Value	Label	Cases	Percentage
1	alone	139	<div><div></div></div> 13.4%
2	with his/her partner/spouse	870	<div><div></div></div> 84.0%
3	with his/her son(s)	1	0.1%
4	with his/her daughter(s)	6	0.6%
5	with a relative	3	0.3%
6	with a friend	3	0.3%
7	in a room of a boarding house	1	0.1%
8	in a dwelling that specifically meets the needs of the elderly	2	0.2%
9	in a a home for the elderly	8	0.8%
10	in a nursing home	3	0.3%
1101	home for people with mental dissabilities	0	
1401	with his/her partner/spouse and his/her child(ren)	0	
1402	with their children	0	
1501	other type of housing	0	
1601	in a home for the elderly	0	
1602	in another institution	0	
2601	with paid care	0	
2602	other	0	
97	does not know	0	
98	refusal	0	
99	no response/not applicable	0	
Sysmiss		2113	
<i>Warning: these figures indicate the number of cases found in the data file. They cannot be interpreted as summary statistics of the population of interest.</i>			
# b537_2: Living arrangement of the father (W2)			
<b>Information</b>	[Type= discrete] [Format=numeric] [Range= 1-2602] [Missing=*/97/98/99]		
<b>Statistics [NW/ W]</b>	[Valid=33 /-] [Invalid=3116 /-]		
<b>Definition</b>	Consolidated variable from Q 515, Q 521 and Q 536  Country-specific additional values: - BGR: "1101-home for people with mental dissabilities". - DEU: "1401-with his/her partner/spouse and his/her child(ren)", "1402-with their children". - FRA: "1501-other type of housing". - HUN: "1601-in a home for the elderly", "1602-In another Institution". - POL: 2601-with paid care", "2602-other".		
<b>Universe</b>	If R's father is alive and R does not live with father		
<b>Pre-question</b>	Card 515: Father's Living Arrangement		
<b>Literal question</b>	Which of the items on this card apply to your father's living arrangement? Please mention all categories that apply.		
Value	Label	Cases	Percentage
1	alone	0	
2	with his/her partner/spouse	1	<div><div></div></div> 3.0%
3	with his/her son(s)	13	<div><div></div></div> 39.4%



### # b537\_2: Living arrangement of the father (W2)

Value	Label	Cases	Percentage
4	with his/her daughter(s)	9	27.3%
5	with a relative	4	12.1%
6	with a friend	2	6.1%
7	in a room of a boarding house	2	6.1%
8	in a dwelling that specifically meets the needs of the elderly	1	3.0%
9	in a a home for the elderly	1	3.0%
10	in a nursing home	0	
1101	home for people with mental dissabilities	0	
1401	with his/her partner/spouse and his/her child(ren)	0	
1402	with their children	0	
1501	other type of housing	0	
1601	in a home for the elderly	0	
1602	in another institution	0	
2601	with paid care	0	
2602	other	0	
97	does not know	0	
98	refusal	0	
99	no response/not applicable	0	
Sysmiss		3116	

Warning: these figures indicate the number of cases found in the data file. They cannot be interpreted as summary statistics of the population of interest.

### # b537\_3: Living arrangement of the father (W2)

<b>Information</b>	[Type= discrete] [Format=numeric] [Range= 1-2602] [Missing=*/97/98/99]
<b>Statistics [NW/ W]</b>	[Valid=7 /-] [Invalid=3142 /-]
<b>Definition</b>	<p>Consolidated variable from Q 515, Q 521 and Q 536</p> <p>Country-specific additional values:</p> <ul style="list-style-type: none"> <li>- BGR: "1101-home for people with mental dissabilities".</li> <li>- DEU: "1401-with his/her partner/spouse and his/her child(ren)", "1402-with their children".</li> <li>- FRA: "1501-other type of housing".</li> <li>- HUN: "1601-in a home for the elderly", "1602-In another Institution".</li> <li>- POL: 2601-with paid care", "2602-other".</li> </ul>
<b>Universe</b>	If R's father is alive and R does not live with father
<b>Pre-question</b>	Card 515: Father's Living Arrangement
<b>Literal question</b>	Which of the items on this card apply to your father's living arrangement? Please mention all categories that apply.

Value	Label	Cases	Percentage
1	alone	0	
2	with his/her partner/spouse	0	
3	with his/her son(s)	0	
4	with his/her daughter(s)	3	42.9%
5	with a relative	4	57.1%
6	with a friend	0	
7	in a room of a boarding house	0	
8	in a dwelling that specifically meets the needs of the elderly	0	
9	in a a home for the elderly	0	
10	in a nursing home	0	
1101	home for people with mental dissabilities	0	

# b537_3: Living arrangement of the father (W2)			
Value	Label	Cases	Percentage
1401	with his/her partner/spouse and his/her child(ren)	0	
1402	with their children	0	
1501	other type of housing	0	
1601	in a home for the elderly	0	
1602	in another institution	0	
2601	with paid care	0	
2602	other	0	
97	does not know	0	
98	refusal	0	
99	no response/not applicable	0	
Sysmiss		3142	
Warning: these figures indicate the number of cases found in the data file. They cannot be interpreted as summary statistics of the population of interest.			
# b537_4: Living arrangement of the father (W2)			
Information	[Type= discrete] [Format=numeric] [Range= 1-2602] [Missing=*/97/98/99]		
Statistics [NW/ W]	[Valid=1 /-] [Invalid=3148 /-]		
Definition	Consolidated variable from Q 515, Q 521 and Q 536  Country-specific additional values: - BGR: "1101-home for people with mental dissabilities". - DEU: "1401-with his/her partner/spouse and his/her child(ren)", "1402-with their children". - FRA: "1501-other type of housing". - HUN: "1601-in a home for the elderly", "1602-In another Institution". - POL: 2601-with paid care", "2602-other".		
Universe	If R's father is alive and R does not live with father		
Pre-question	Card 515: Father's Living Arrangement		
Literal question	Which of the items on this card apply to your father's living arrangement? Please mention all categories that apply.		
Value	Label	Cases	Percentage
1	alone	0	
2	with his/her partner/spouse	0	
3	with his/her son(s)	0	
4	with his/her daughter(s)	0	
5	with a relative	1	100.0%
6	with a friend	0	
7	in a room of a boarding house	0	
8	in a dwelling that specifically meets the needs of the elderly	0	
9	in a a home for the elderly	0	
10	in a nursing home	0	
1101	home for people with mental dissabilities	0	
1401	with his/her partner/spouse and his/her child(ren)	0	
1402	with their children	0	
1501	other type of housing	0	
1601	in a home for the elderly	0	
1602	in another institution	0	
2601	with paid care	0	
2602	other	0	
97	does not know	0	

# b537_4: Living arrangement of the father (W2)			
Value	Label	Cases	Percentage
98	refusal	0	
99	no response/not applicable	0	
Sysmiss		3148	
Warning: these figures indicate the number of cases found in the data file. They cannot be interpreted as summary statistics of the population of interest.			
# b538: Limitation or disability of the father (W2)			
Information	[Type= discrete] [Format=numeric] [Range= 1-99] [Missing=*/7/8/9]		
Statistics [NW/ W]	[Valid=1036 /-] [Invalid=2113 /-]		
Definition	Consolidated variable from Q 516, Q 522, and Q 537		
Universe	If R's father is alive		
Literal question	Is your father limited in his ability to carry out normal everyday activities because of a physical or mental health problem or a disability?		
Value	Label	Cases	Percentage
1	yes	144	<div><div></div></div> 13.9%
2	no	892	<div><div></div></div> 86.1%
6	unknown	0	
7	does not know	0	
8	refusal	0	
9	no response/not applicable	0	
Sysmiss		2113	
Warning: these figures indicate the number of cases found in the data file. They cannot be interpreted as summary statistics of the population of interest.			
# b540h: Time distance (hrs) to father's residence (W2)			
Information	[Type= discrete] [Format=numeric] [Range= 0-9999] [Missing=*/97/98/99]		
Statistics [NW/ W]	[Valid=1036 /-] [Invalid=2113 /-]		
Definition	Consolidated variables from questions Q 517, Q524, and Q 538.		
Universe	If R's father is alive and R does not live with father		
Literal question	How long does it take to get from your home to where your father is living at present?		
Value	Label	Cases	Percentage
0		724	<div><div></div></div> 69.9%
1		199	<div><div></div></div> 19.2%
2		43	<div><div></div></div> 4.2%
3		26	<div><div></div></div> 2.5%
4		20	<div><div></div></div> 1.9%
5		9	<div><div></div></div> 0.9%
6		5	<div><div></div></div> 0.5%
7		3	<div><div></div></div> 0.3%
8		1	<div><div></div></div> 0.1%
10		2	<div><div></div></div> 0.2%
15		2	<div><div></div></div> 0.2%
20		1	<div><div></div></div> 0.1%
36		1	<div><div></div></div> 0.1%
97	does not know	0	
98	refusal	0	
99	no response/not applicable	0	

# b540h: Time distance (hrs) to father's residence (W2)			
Value	Label	Cases	Percentage
Sysmiss		2113	
Warning: these figures indicate the number of cases found in the data file. They cannot be interpreted as summary statistics of the population of interest.			
# b540hour: Time distance to father's residence in hours (W2)			
Information	[Type= discrete] [Format=numeric] [Range= 0-200] [Missing=*/997/998/999]		
Statistics [NW/ W]	[Valid=1036 /-] [Invalid=2113 /-]		
Definition	Derived variables from consolidated variables b540h and b540t (obtained from questions Q 517, Q524, and Q 538)		
Universe	If R's father is alive and R does not live with father		
Literal question	How long does it take to get from your home to where your father is living at present?		
Notes	Values have been rounded to 1/10 of an hour; values exceeding 1 have been rounded to the nearest hour.		
Value	Label	Cases	Percentage
0		30	<div><div></div></div> 2.9%
0.1000000014901		87	<div><div></div></div> 8.4%
0.2000000029802		117	<div><div></div></div> 11.3%
0.3000000119209		222	<div><div></div></div> 21.4%
0.4000000059604		21	<div><div></div></div> 2.0%
0.5		139	<div><div></div></div> 13.4%
0.6000000238418		12	<div><div></div></div> 1.2%
0.6999999880790		22	<div><div></div></div> 2.1%
0.8000000119209		72	<div><div></div></div> 6.9%
0.8999999761581		2	<div><div></div></div> 0.2%
1		151	<div><div></div></div> 14.6%
2		71	<div><div></div></div> 6.9%
3		38	<div><div></div></div> 3.7%
4		23	<div><div></div></div> 2.2%
5		14	<div><div></div></div> 1.4%
6		5	<div><div></div></div> 0.5%
7		2	<div><div></div></div> 0.2%
8		2	<div><div></div></div> 0.2%
10		2	<div><div></div></div> 0.2%
15		2	<div><div></div></div> 0.2%
20		1	<div><div></div></div> 0.1%
36		1	<div><div></div></div> 0.1%
997	does not know	0	
998	refusal	0	
999	no response/not applicable	0	
Sysmiss		2113	
Warning: these figures indicate the number of cases found in the data file. They cannot be interpreted as summary statistics of the population of interest.			
# b540t: Time distance (mins) to father's residence (W2)			
Information	[Type= discrete] [Format=numeric] [Range= 0-999] [Missing=*/97/98/99]		
Statistics [NW/ W]	[Valid=1036 /-] [Invalid=2113 /-]		
Definition	Consolidated variables from questions Q 517, Q524, and Q 538.		
Universe	If R's father is alive and R does not live with father		
Literal question	How long does it take to get from your home to where your father is living at present?		

# b540t: Time distance (mins) to father's residence (W2)			
Value	Label	Cases	Percentage
0		185	<div><div></div></div> 17.9%
1		13	<div><div></div></div> 1.3%
2		13	<div><div></div></div> 1.3%
3		15	<div><div></div></div> 1.4%
4		4	<div><div></div></div> 0.4%
5		66	<div><div></div></div> 6.4%
6		1	<div><div></div></div> 0.1%
8		3	<div><div></div></div> 0.3%
9		1	<div><div></div></div> 0.1%
10		119	<div><div></div></div> 11.5%
11		1	<div><div></div></div> 0.1%
12		6	<div><div></div></div> 0.6%
15		133	<div><div></div></div> 12.8%
18		2	<div><div></div></div> 0.2%
19		1	<div><div></div></div> 0.1%
20		123	<div><div></div></div> 11.9%
23		1	<div><div></div></div> 0.1%
25		20	<div><div></div></div> 1.9%
30		212	<div><div></div></div> 20.5%
33		1	<div><div></div></div> 0.1%
35		12	<div><div></div></div> 1.2%
40		24	<div><div></div></div> 2.3%
45		57	<div><div></div></div> 5.5%
50		21	<div><div></div></div> 2.0%
55		2	<div><div></div></div> 0.2%
97	does not know	0	
98	refusal	0	
99	no response/not applicable	0	
Sysmiss		2113	
Warning: these figures indicate the number of cases found in the data file. They cannot be interpreted as summary statistics of the population of interest.			
# b542: Satisfaction with relationship to father (see satisfaction scale) (W2)			
Information	[Type= discrete] [Format=numeric] [Range= 0-1804] [Missing=*/97/98/99]		
Statistics [NW/ W]	[Valid=1227 /-] [Invalid=1922 /-]		
Definition	Consolidated variable from Q 519, Q 527 and Q 540  NLD: four specific items "1801 - not great", "1802 - reasonable", "1803 - good", "1804 - very good".		
Universe	If R's father is alive and R does not live with father		
Pre-question	Card 120: Satisfaction Scale		
Literal question	How satisfied are you with the relationship with your father? Please use this card and tell me the value on the scale.		
Value	Label	Cases	Percentage
0	0=not at all satisfied	37	<div><div></div></div> 3.0%
1		13	<div><div></div></div> 1.1%
2		15	<div><div></div></div> 1.2%
3		15	<div><div></div></div> 1.2%

# b542: Satisfaction with relationship to father (see satisfaction scale) (W2)			
Value	Label	Cases	Percentage
4		18	<div><div></div></div> 1.5%
5		91	<div><div></div></div> 7.4%
6		51	<div><div></div></div> 4.2%
7		137	<div><div></div></div> 11.2%
8		222	<div><div></div></div> 18.1%
9		181	<div><div></div></div> 14.8%
10	10=completely satisfied	447	<div><div></div></div> 36.4%
1801	not great	0	
1802	reasonable	0	
1803	good	0	
1804	very good	0	
97	does not know	0	
98	refusal	0	
99	no response/not applicable	0	
Sysmiss		1922	
Warning: these figures indicate the number of cases found in the data file. They cannot be interpreted as summary statistics of the population of interest.			
# b543: Intention start living together with father within next 3 yrs (W2)			
Information	[Type= discrete] [Format=numeric] [Range= 1-1802] [Missing=*/7/8/9]		
Statistics [NW/ W]	[Valid=1035 /-] [Invalid=2114 /-]		
Definition	Consolidated variable from Q 520, 529, 541		
Universe	If R's father is alive and R does not live with father		
Literal question	Do you intend to start living together with your father within the next 3 years?		
Value	Label	Cases	Percentage
1	definitely not	850	<div><div></div></div> 82.1%
2	probably not	170	<div><div></div></div> 16.4%
3	probably yes	10	<div><div></div></div> 1.0%
4	definitely yes	5	<div><div></div></div> 0.5%
7	does not know	0	
8	refusal	0	
9	no response/not applicable	0	
Sysmiss		2114	
Warning: these figures indicate the number of cases found in the data file. They cannot be interpreted as summary statistics of the population of interest.			
# b5106b_b: Number of brothers alive (W2)			
Information	[Type= discrete] [Format=numeric] [Range= 0-1402] [Missing=*/97/98/99]		
Statistics [NW/ W]	[Valid=1074 /-] [Invalid=2075 /-]		
Definition	Q 542		
Literal question	How many of your brothers and sisters are alive? (brothers)		
Value	Label	Cases	Percentage
0		561	<div><div></div></div> 52.2%
1		424	<div><div></div></div> 39.5%
2		66	<div><div></div></div> 6.1%
3		14	<div><div></div></div> 1.3%
4		7	<div><div></div></div> 0.7%

# b5106b_b: Number of brothers alive (W2)			
Value	Label	Cases	Percentage
7		1	0.1%
14		1	0.1%
97	does not know	0	
98	refusal	0	
99	no response/not applicable	2075	
Warning: these figures indicate the number of cases found in the data file. They cannot be interpreted as summary statistics of the population of interest.			
# b5106b_s: Number of sisters alive (W2)			
Information	[Type= discrete] [Format=numeric] [Range= 0-1402] [Missing=*/97/98/99]		
Statistics [NW/ W]	[Valid=1074 /-] [Invalid=2075 /-]		
Definition	Q 542		
Literal question	How many of your brothers and sisters are alive? (sisters)		
Value	Label	Cases	Percentage
0		618	<div><div></div></div> 57.5%
1		373	<div><div></div></div> 34.7%
2		71	<div><div></div></div> 6.6%
3		9	<div><div></div></div> 0.8%
4		3	<div><div></div></div> 0.3%
97	does not know	0	
98	refusal	0	
99	no response/not applicable	2075	
Warning: these figures indicate the number of cases found in the data file. They cannot be interpreted as summary statistics of the population of interest.			
# b5107: Number of grandparents alive (W2)			
Information	[Type= discrete] [Format=numeric] [Range= 0-999] [Missing=*/97/98/99]		
Statistics [NW/ W]	[Valid=1074 /-] [Invalid=2075 /-]		
Definition	Q 543		
Literal question	How many of your grandparents are alive?		
Value	Label	Cases	Percentage
0		572	<div><div></div></div> 53.3%
1		242	<div><div></div></div> 22.5%
2		158	<div><div></div></div> 14.7%
3		79	<div><div></div></div> 7.4%
4		23	<div><div></div></div> 2.1%
97	does not know	0	
98	refusal	0	
99	no response/not applicable	2075	
Warning: these figures indicate the number of cases found in the data file. They cannot be interpreted as summary statistics of the population of interest.			
# b5116m: Mnth of first time living separately from parents >= 3 mnths (W2)			
Information	[Type= discrete] [Format=numeric] [Range= 1-2401] [Missing=*/97/98/99]		
Statistics [NW/ W]	[Valid=2275 /-] [Invalid=874 /-]		
Definition	Q 544  FRA, one additional value "1501-winter".		
Universe	If R does not currently live with parents/a parent		

# b5116m: Mnth of first time living separately from parents >= 3 mnths (W2)			
	ITA: Only asked to respondents younger than 43 years old		
<b>Literal question</b>	In what month and year did you for the first time start living separately from your parents for at least three months?		
Value	Label	Cases	Percentage
1	January	138	<div><div></div></div> 6.1%
2	February	119	<div><div></div></div> 5.2%
3	March	138	<div><div></div></div> 6.1%
4	April	206	<div><div></div></div> 9.1%
5	May	152	<div><div></div></div> 6.7%
6	June	236	<div><div></div></div> 10.4%
7	July	160	<div><div></div></div> 7.0%
8	August	172	<div><div></div></div> 7.6%
9	September	239	<div><div></div></div> 10.5%
10	October	160	<div><div></div></div> 7.0%
11	November	115	<div><div></div></div> 5.1%
12	December	101	<div><div></div></div> 4.4%
21	winter months at the beginning of the year (January, February)	39	<div><div></div></div> 1.7%
22	spring	84	<div><div></div></div> 3.7%
23	summer	127	<div><div></div></div> 5.6%
24	autumn	89	<div><div></div></div> 3.9%
25	winter at the end of the year (December)	0	
1501	winter	0	
97	does not know	0	
98	refusal	0	
99	no response/not applicable	532	
Sysmiss		342	
Warning: these figures indicate the number of cases found in the data file. They cannot be interpreted as summary statistics of the population of interest.			
# b5116y: Yr of first time living separately from parents >= 3 mnths (W2)			
<b>Information</b>	[Type= discrete] [Format=numeric] [Range= 1922-2401] [Missing=*/9997/9998/9999]		
<b>Statistics [NW/ W]</b>	[Valid=2609 /-] [Invalid=540 /-]		
<b>Definition</b>	Q 544		
<b>Universe</b>	If R does not currently live with parents/a parent  ITA: Only asked to respondents younger than 43 years old		
<b>Literal question</b>	In what month and year did you for the first time start living separately from your parents for at least three months?		
Value	Label	Cases	Percentage
1933		1	<div><div></div></div> 0.0%
1942		2	<div><div></div></div> 0.1%
1943		1	<div><div></div></div> 0.0%
1945		3	<div><div></div></div> 0.1%
1947		7	<div><div></div></div> 0.3%
1948		2	<div><div></div></div> 0.1%
1949		7	<div><div></div></div> 0.3%
1950		23	<div><div></div></div> 0.9%
1951		13	<div><div></div></div> 0.5%
1952		21	<div><div></div></div> 0.8%



## # b5116y: Yr of first time living separately from parents &gt;= 3 mnths (W2)

Value	Label	Cases	Percentage
1953		17	0.7%
1954		29	1.1%
1955		38	1.5%
1956		29	1.1%
1957		35	1.3%
1958		19	0.7%
1959		35	1.3%
1960		48	1.8%
1961		46	1.8%
1962		67	2.6%
1963		50	1.9%
1964		39	1.5%
1965		50	1.9%
1966		43	1.6%
1967		39	1.5%
1968		51	2.0%
1969		45	1.7%
1970		63	2.4%
1971		60	2.3%
1972		57	2.2%
1973		50	1.9%
1974		50	1.9%
1975		57	2.2%
1976		44	1.7%
1977		41	1.6%
1978		48	1.8%
1979		49	1.9%
1980		63	2.4%
1981		34	1.3%
1982		49	1.9%
1983		50	1.9%
1984		52	2.0%
1985		51	2.0%
1986		49	1.9%
1987		49	1.9%
1988		52	2.0%
1989		46	1.8%
1990		81	3.1%
1991		44	1.7%
1992		49	1.9%
1993		41	1.6%
1994		40	1.5%
1995		48	1.8%
1996		43	1.6%
1997		47	1.8%

# b5116y: Yr of first time living separately from parents >= 3 mnths (W2)			
Value	Label	Cases	Percentage
1998		42	<div></div> 1.6%
1999		33	<div></div> 1.3%
2000		53	<div></div> 2.0%
2001		28	<div></div> 1.1%
2002		44	<div></div> 1.7%
2003		52	<div></div> 2.0%
2004		42	<div></div> 1.6%
2005		38	<div></div> 1.5%
2006		54	<div></div> 2.1%
2007		40	<div></div> 1.5%
2008		16	<div></div> 0.6%
9997	does not know	0	
9998	refusal	0	
9999	no response/not applicable	198	
Sysmiss		342	
Warning: these figures indicate the number of cases found in the data file. They cannot be interpreted as summary statistics of the population of interest.			
# b5116AgeR: R's age of first time living separately from parents >= 3 mnths (W2)			
Information	[Type= discrete] [Format=numeric] [Range= 0-9999] [Missing=*/997/998/999]		
Statistics [NW/ W]	[Valid=2604 /-] [Invalid=545 /-]		
Definition	Derived variable from Q 544		
Universe	If R does not currently live with parents/a parent  ITA: Only asked to respondents younger than 43 years old		
Literal question	In what month and year did you for the first time start living separately from your parents for at least three months?		
Notes	R's time of birth was deducted from HH grid. If information on the month of birth / month when first time living separately from parents was missing, a 6 (june) was used in the calculation. Values 21-25 for month values are converted in the followig way: "Beginning of the Year" = "January-February"; "Spring" = "May"; "Summer" = "August"; "Autumn" = "October"; "End of Year" = "December".		
Value	Label	Cases	Percentage
0		3	<div></div> 0.1%
2		3	<div></div> 0.1%
4		1	<div></div> 0.0%
5		1	<div></div> 0.0%
7		2	<div></div> 0.1%
9		1	<div></div> 0.0%
10		3	<div></div> 0.1%
11		2	<div></div> 0.1%
12		3	<div></div> 0.1%
13		6	<div></div> 0.2%
14		30	<div></div> 1.2%
15		37	<div></div> 1.4%
16		52	<div></div> 2.0%
17		169	<div></div> 6.5%
18		253	<div></div> 9.7%
19		293	<div></div> 11.3%

# # b5116AgeR: R's age of first time living separately from parents >= 3 mnths (W2)

Value	Label	Cases	Percentage
20		267	10.3%
21		235	9.0%
22		222	8.5%
23		200	7.7%
24		193	7.4%
25		128	4.9%
26		104	4.0%
27		90	3.5%
28		68	2.6%
29		50	1.9%
30		37	1.4%
31		20	0.8%
32		20	0.8%
33		14	0.5%
34		11	0.4%
35		5	0.2%
36		10	0.4%
37		3	0.1%
38		4	0.2%
39		11	0.4%
40		4	0.2%
41		5	0.2%
42		5	0.2%
43		7	0.3%
44		2	0.1%
45		2	0.1%
46		2	0.1%
47		3	0.1%
48		2	0.1%
49		2	0.1%
50		3	0.1%
51		3	0.1%
52		2	0.1%
53		3	0.1%
56		1	0.0%
57		1	0.0%
58		1	0.0%
59		1	0.0%
60		3	0.1%
63		1	0.0%
997	does not know	0	
998	refusal	0	
999	no response/not applicable	198	
Sysmiss		347	

Warning: these figures indicate the number of cases found in the data file. They cannot be interpreted as summary statistics of the population of interest.

# b5117a: Ever had living separately from parents >= 3 mnths (W2)			
Information	[Type= discrete] [Format=numeric] [Range= 1-99] [Missing=*/7/8/9]		
Statistics [NW/ W]	[Valid=343 /-] [Invalid=2806 /-]		
Definition	Q 545.a		
Universe	If R currently lives with parents/a parent		
Literal question	Have you ever lived separately from your parents for at least three months?		
Value	Label	Cases	Percentage
1	yes	81	<div><div></div></div> 23.6%
2	no	262	<div><div></div></div> 76.4%
7	does not know	0	
8	refusal	0	
9	no response/not applicable	0	
Sysmiss		2806	
Warning: these figures indicate the number of cases found in the data file. They cannot be interpreted as summary statistics of the population of interest.			
# b5117bm: Mnth of first time living separately from parents >= 3 mnths (W2)			
Information	[Type= discrete] [Format=numeric] [Range= 1-2401] [Missing=*/97/98/99]		
Statistics [NW/ W]	[Valid=71 /-] [Invalid=3078 /-]		
Definition	Q 545 b.  FRA, one additional item: "1501-winter".		
Universe	If code 1 on Q 545.a		
Literal question	In what month and year did that happen for the first time?		
Value	Label	Cases	Percentage
1	January	2	<div><div></div></div> 2.8%
2	February	1	<div><div></div></div> 1.4%
3	March	3	<div><div></div></div> 4.2%
4	April	7	<div><div></div></div> 9.9%
5	May	2	<div><div></div></div> 2.8%
6	June	10	<div><div></div></div> 14.1%
7	July	4	<div><div></div></div> 5.6%
8	August	6	<div><div></div></div> 8.5%
9	September	12	<div><div></div></div> 16.9%
10	October	9	<div><div></div></div> 12.7%
11	November	2	<div><div></div></div> 2.8%
12	December	2	<div><div></div></div> 2.8%
21	winter months at the beginning of the year (January, February)	3	<div><div></div></div> 4.2%
22	spring	5	<div><div></div></div> 7.0%
23	summer	2	<div><div></div></div> 2.8%
24	autumn	1	<div><div></div></div> 1.4%
25	winter at the end of the year (December)	0	
1501	winter	0	
97	does not know	0	
98	refusal	0	
99	no response/not applicable	10	
Sysmiss		3068	
Warning: these figures indicate the number of cases found in the data file. They cannot be interpreted as summary statistics of the population of interest.			

# b5117by: Yr of first time living separately from parents >= 3 mnths (W2)				
Information	[Type= discrete] [Format=numeric] [Range= 1950-2401] [Missing=*/9997/9998/9999]			
Statistics [NW/ W]	[Valid=75 /-] [Invalid=3074 /-]			
Definition	Q 545 b.			
Universe	If code 1 on Q 545.a			
Literal question	In what month and year did that happen for the first time?			
Value	Label	Cases	Percentage	
1958		1	<div></div>	1.3%
1963		1	<div></div>	1.3%
1964		1	<div></div>	1.3%
1970		1	<div></div>	1.3%
1971		1	<div></div>	1.3%
1972		5	<div></div>	6.7%
1975		1	<div></div>	1.3%
1976		1	<div></div>	1.3%
1977		3	<div></div>	4.0%
1978		1	<div></div>	1.3%
1980		2	<div></div>	2.7%
1982		1	<div></div>	1.3%
1983		1	<div></div>	1.3%
1985		1	<div></div>	1.3%
1986		1	<div></div>	1.3%
1987		2	<div></div>	2.7%
1989		2	<div></div>	2.7%
1990		5	<div></div>	6.7%
1991		2	<div></div>	2.7%
1992		1	<div></div>	1.3%
1994		2	<div></div>	2.7%
1995		4	<div></div>	5.3%
1997		2	<div></div>	2.7%
1998		3	<div></div>	4.0%
2000		1	<div></div>	1.3%
2001		1	<div></div>	1.3%
2002		4	<div></div>	5.3%
2003		6	<div></div>	8.0%
2004		7	<div></div>	9.3%
2005		2	<div></div>	2.7%
2006		7	<div></div>	9.3%
2007		2	<div></div>	2.7%
9997	does not know	0		
9998	refusal	0		
9999	no response/not applicable	6		
Sysmiss		3068		
Warning: these figures indicate the number of cases found in the data file. They cannot be interpreted as summary statistics of the population of interest.				
# b5117bAgeR: R's age of first time living separately from parents >= 3 mnths (W2)				
Information	[Type= discrete] [Format=numeric] [Range= 0-9999] [Missing=*/997/998/999]			

# b5117bAgeR: R's age of first time living separately from parents >= 3 mnths (W2)	
<b>Statistics [NW/ W]</b>	[Valid=75 /-] [Invalid=3074 /-]
<b>Definition</b>	Derived variable from Q 545 b. (var. b5117bm and b5117by).
<b>Universe</b>	If code 1 on Q 545.a
<b>Literal question</b>	In what month and year did that happen for the first time?
<b>Notes</b>	R's time of birth was deducted from HH grid. If information on the month of birth / month when first time living separately from parents was missing, a 6 (june) was used in the calculation. Values 21-25 for month values are converted in the following way: "Beginning of the Year" = "January-February"; "Spring" = "May"; "Summer" = "August"; "Autumn" = "October"; "End of Year" = "December".

Value	Label	Cases	Percentage
13		1	1.3%
14		1	1.3%
16		1	1.3%
17		3	4.0%
18		11	14.7%
19		10	13.3%
20		6	8.0%
21		2	2.7%
22		8	10.7%
23		8	10.7%
24		5	6.7%
25		2	2.7%
26		4	5.3%
27		4	5.3%
28		1	1.3%
29		3	4.0%
30		1	1.3%
32		2	2.7%
35		1	1.3%
40		1	1.3%
997	does not know	0	
998	refusal	0	
999	no response/not applicable	6	
Sysmiss		3068	

Warning: these figures indicate the number of cases found in the data file. They cannot be interpreted as summary statistics of the population of interest.

# b5118: Intention to live separately from parents within the next 3 yrs (W2)			
Information		[Type= discrete] [Format=numeric] [Range= 1-1802] [Missing=*/7/8/9]	
Statistics [NW/ W]		[Valid=343 /-] [Invalid=2806 /-]	
Definition		Q 546  Only country-specific values: - NLD: "1801 - yes, "1802 - no".	
Universe		R currently lives with parents/a parent	
Literal question		Do you intend to start living separately from your parents within the next 3 years?	
Value	Label	Cases	Percentage
1	definitely not	102	<div></div> 29.7%
2	probably not	102	<div></div> 29.7%

# b5118: Intention to live separately from parents within the next 3 yrs (W2)			
Value	Label	Cases	Percentage
3	probably yes	98	<div><div></div></div> 28.6%
4	definitely yes	41	<div><div></div></div> 12.0%
1801	yes	0	
1802	no	0	
7	does not know	0	
8	refusal	0	
9	no response/not applicable	0	
Sysmiss		2806	
Warning: these figures indicate the number of cases found in the data file. They cannot be interpreted as summary statistics of the population of interest.			
# b5121: Does partner/spouse think that R should start living separately from parents			
Information	[Type= discrete] [Format=numeric] [Range= 1-3] [Missing=*/7/8/9]		
Statistics [NW/ W]	[Valid=88 /-] [Invalid=3061 /-]		
Definition	Q 547		
Universe	R currently lives with parents/a parent AND R currently has a co-resident or non-resident partner		
Literal question	Does your partner/spouse think that you should start living separately from your parents?		
Value	Label	Cases	Percentage
1	yes	37	<div><div></div></div> 42.0%
2	no	37	<div><div></div></div> 42.0%
3	partner is not sure	14	<div><div></div></div> 15.9%
7	does not know	15	
8	refusal	0	
9	no response/not applicable	0	
Sysmiss		3046	
Warning: these figures indicate the number of cases found in the data file. They cannot be interpreted as summary statistics of the population of interest.			
# b601: Ever had a sexual intercourse (W2)			
Information	[Type= discrete] [Format=numeric] [Range= 1-99] [Missing=*/7/8/9]		
Statistics [NW/ W]	[Valid=40 /-] [Invalid=3109 /-]		
Definition	Q 601		
Universe	R never had a co-resident partner and is younger than 50 if woman.		
Pre-question	Please answer yes or no to the question on this card. If R is a man, card 601m. If R is a woman, card 601f. [Comment: Card 601f has the question "Have you ever had sexual intercourse with a man?" Card 601m has the question "Have you ever had sexual intercourse with a woman?" Both cards also display answer categories 1 - yes, 2 - no.]		
Literal question	Have you ever had sexual intercourse with a man/woman?		
Value	Label	Cases	Percentage
1	yes	35	<div><div></div></div> 87.5%
2	no	5	<div><div></div></div> 12.5%
7	does not know	0	
8	refusal	0	
9	no response/not applicable	124	
Sysmiss		2985	
Warning: these figures indicate the number of cases found in the data file. They cannot be interpreted as summary statistics of the population of interest.			
# b602: Woman, R's partner or any woman pregnant (W2)			
Information	[Type= discrete] [Format=numeric] [Range= 1-3] [Missing=*/7/8/9]		

# b602: Woman, R's partner or any woman pregnant (W2)			
Statistics [NW/ W]	[Valid=1688 /-] [Invalid=1461 /-]		
Definition	Q 602		
Universe	This question is not asked to - Female Rs 50 or younger - Male Rs with partners 50 or younger - Rs who ever had sexual intercourse with a person of the opposite sex		
Pre-question	I now would like to continue with some questions on pregnancies and having children.		
Literal question	Are you currently pregnant? (asked from women) Is your partner/spouse currently pregnant? (asked from men who have a female partner either co-resident or non-resident) Do you know of any woman who is currently pregnant by you? (asked from men without a partner)		
Value	Label	Cases	Percentage
1	yes	24	1.4%
2	no	1637	97.0%
3	maybe, do not know yet	27	1.6%
7	does not know	0	
8	refusal	0	
9	no response/not applicable	0	
Sysmiss		1461	
Warning: these figures indicate the number of cases found in the data file. They cannot be interpreted as summary statistics of the population of interest.			
# b603m: Expected mnth of birth of the child (W2)			
Information	[Type= discrete] [Format=numeric] [Range= 1-2401] [Missing=*/97/98/99]		
Statistics [NW/ W]	[Valid=23 /-] [Invalid=3126 /-]		
Definition	Q 603 FRA, one additional item: "1501-winter".		
Universe	If code 1 on Q 602		
Literal question	In what month and year is the child expected to be born?		
Value	Label	Cases	Percentage
1	January	0	
2	February	0	
3	March	0	
4	April	3	13.0%
5	May	4	17.4%
6	June	0	
7	July	3	13.0%
8	August	4	17.4%
9	September	1	4.3%
10	October	3	13.0%
11	November	4	17.4%
12	December	1	4.3%
21	winter months at the beginning of the year (January, February)	0	
22	spring	0	
23	summer	0	
24	autumn	0	
25	winter at the end of the year (December)	0	
97	does not know	0	



# b603m: Expected mnth of birth of the child (W2)			
Value	Label	Cases	Percentage
98	refusal	0	
99	no response/not applicable	0	
Sysmiss		3126	
Warning: these figures indicate the number of cases found in the data file. They cannot be interpreted as summary statistics of the population of interest.			
# b603y: Expected yr of birth of the child (W2)			
Information	[Type= discrete] [Format=numeric] [Range= 2007-2401] [Missing=*/9997/9998/9999]		
Statistics [NW/ W]	[Valid=23 /-] [Invalid=3126 /-]		
Definition	Q 603		
Universe	If code 1 on Q 602		
Literal question	In what month and year is the child expected to be born?		
Value	Label	Cases	Percentage
2008		23	100.0%
9997	does not know	0	
9998	refusal	0	
9999	no response/not applicable	0	
Sysmiss		3126	
Warning: these figures indicate the number of cases found in the data file. They cannot be interpreted as summary statistics of the population of interest.			
# b603AgeR: R's age at expected birth of child (W2)			
Information	[Type= discrete] [Format=numeric] [Range= 20-9999] [Missing=*/997/998/999]		
Statistics [NW/ W]	[Valid=23 /-] [Invalid=3126 /-]		
Definition	Derived variable from Q 603		
Universe	If code 1 on Q 602		
Literal question	In what month and year is the child expected to be born?		
Notes	R's time of birth was deducted from HH grid. If information on the month of birth / month when child expected to be born was missing, a 6 (june) was used in the calculation. Values 21-25 for month values are converted in the followig way: "Beginning of the Year" = "January-February"; "Spring" = "May"; "Summer" = "August"; "Autumn" = "October"; "End of Year" = "December".		
Value	Label	Cases	Percentage
22		2	8.7%
27		1	4.3%
29		1	4.3%
30		1	4.3%
31		3	13.0%
32		2	8.7%
33		4	17.4%
35		3	13.0%
36		1	4.3%
37		1	4.3%
38		2	8.7%
39		1	4.3%
47		1	4.3%
997	does not know	0	
998	refusal	0	
999	no response/not applicable	0	

# b603AgeR: R's age at expected birth of child (W2)			
Value	Label	Cases	Percentage
Sysmiss		3126	
<i>Warning: these figures indicate the number of cases found in the data file. They cannot be interpreted as summary statistics of the population of interest.</i>			
# b604: R wanted a baby before pregnancy began			
Information	[Type= discrete] [Format=numeric] [Range= 1-1501] [Missing=*/7/8/9]		
Statistics [NW/ W]	[Valid=23 /-] [Invalid=3126 /-]		
Definition	Q 604		
Universe	If code 1 on Q 602		
Literal question	Just before this pregnancy began, did you yourself want to have a/another baby at some time?		
Value	Label	Cases	Percentage
1	yes	21	91.3%
2	no	2	8.7%
3	not sure	0	
7	does not know	0	
8	refusal	0	
9	no response/not applicable	0	
Sysmiss		3126	
<i>Warning: these figures indicate the number of cases found in the data file. They cannot be interpreted as summary statistics of the population of interest.</i>			

# b605: Timing for the pregnancy				
Information	[Type= discrete] [Format=numeric] [Range= 1-3] [Missing=*/7/8/9]			
Statistics [NW/ W]	[Valid=21 /-] [Invalid=3128 /-]			
Definition	Q 605			
Universe	If code 1 or 3 on Q 604			
Literal question	Did this pregnancy occur sooner than you wanted, later than you wanted, or at about the right time?			
Value	Label	Cases	Percentage	
1	sooner (than R wanted)	3	<div></div>	14.3%
2	later (than R wanted)	3	<div></div>	14.3%
3	about the right time	15	<div></div>	71.4%
7	does not know	0		
8	refusal	0		
9	no response/not applicable	0		
Sysmiss		3128		
Warning: these figures indicate the number of cases found in the data file. They cannot be interpreted as summary statistics of the population of interest.				
# b606: Partner wanted a baby before pregnancy began				
Information	[Type= discrete] [Format=numeric] [Range= 1-3] [Missing=*/7/8/9]			
Statistics [NW/ W]	[Valid=21 /-] [Invalid=3128 /-]			
Definition	Q 606			
Universe	If code 1 on Q 602			
Literal question	Couples do not always have the same feelings about the number or timing of children. Just before this pregnancy began, did your partner/spouse want to have a/another baby?			
Value	Label	Cases	Percentage	
1	yes	19	<div></div>	90.5%
2	no	1	<div></div>	4.8%
3	partner was not sure	1	<div></div>	4.8%
7	does not know	0		
8	refusal	0		
9	no response/not applicable	2		
Sysmiss		3126		
Warning: these figures indicate the number of cases found in the data file. They cannot be interpreted as summary statistics of the population of interest.				
# b607_2800: Use of medical help to get pregnant				
Information	[Type= discrete] [Format=numeric] [Range= 1-99] [Missing=*]			
Statistics [NW/ W]	[Valid=24 /-] [Invalid=3125 /-]			
Definition	Country specific question for CZE adapted from Q 607  CZE: differ from the other countries, because the question asks whether medical help was used to get pregnant or not.			
Universe	If both answers to Q 604 and 606 are NOT 2 "no"			
Pre-question	Card 607: Infertility Treatment			
Literal question	Did you or your partner/spouse do any of the things listed on this card to help you (your partner/spouse) get pregnant?			
Value	Label	Cases	Percentage	
1	yes	3	<div></div>	12.5%
2	no	21	<div></div>	87.5%
7	does not know	0		
8	refusal	0		

# b607_2800: Use of medical help to get pregnant			
Value	Label	Cases	Percentage
9	no response/not applicable	0	
Sysmiss		3125	
Warning: these figures indicate the number of cases found in the data file. They cannot be interpreted as summary statistics of the population of interest.			
# b610m: Date (mnth) of last use of contraception			
Information	[Type= discrete] [Format=numeric] [Range= 0-1501] [Missing=*/97/98/99]		
Statistics [NW/ W]	[Valid=4 /-] [Invalid=3145 /-]		
Definition	Q 610		
Universe	If code 0 on Q 609		
Literal question	In what month and year did you last use or do anything to prevent pregnancy?		
Value	Label	Cases	Percentage
0	did not use or do anything	0	
1	January	2	50.0%
2	February	0	
3	March	0	
4	April	1	25.0%
5	May	0	
6	June	0	
7	July	0	
8	August	0	
9	September	1	25.0%
10	October	0	
11	November	0	
12	December	0	
21	winter months at the beginning of the year (January, February)	0	
22	spring	0	
23	summer	0	
24	autumn	0	
25	winter at the end of the year (December)	0	
97	does not know	0	
98	refusal	0	
99	no response/not applicable	3	
Sysmiss		3142	
Warning: these figures indicate the number of cases found in the data file. They cannot be interpreted as summary statistics of the population of interest.			
# b610y: Date (yr) of last use of contraception			
Information	[Type= continuous] [Format=numeric] [Range= 2004-2401] [Missing=*/9997/9998/9999]		
Statistics [NW/ W]	[Valid=6 /-] [Invalid=3143 /-]		
Definition	Q 610		
Universe	If code 0 on Q 609		
Literal question	In what month and year did you last use or do anything to prevent pregnancy?		
Value	Label	Cases	Percentage
9997	does not know	0	
9998	refusal	0	
9999	no response/not applicable	1	

<b># b610y: Date (yr) of last use of contraception</b>			
<i>Warning: these figures indicate the number of cases found in the data file. They cannot be interpreted as summary statistics of the population of interest.</i>			
<b># b610AgeP: Partner's age at last use of contraception</b>			
<b>Information</b>	[Type= continuous] [Format=numeric] [Range= 27-9999] [Missing=*/997/998/999]		
<b>Statistics [NW/ W]</b>	[Valid=6 /-] [Invalid=3143 /-]		
<b>Definition</b>	Derived variable from Q 610		
<b>Universe</b>	If code 0 on Q 609		
<b>Literal question</b>	In what month and year did you last use or do anything to prevent pregnancy?		
<b>Notes</b>	Partner's time of birth was deducted from HH grid (co-resident partner) or Q 330 (non resident partner). If information on the month of birth / month of last use of contraception was missing, a 6 (june) was used in the calculation. Values 21-25 for month values are converted in the followig way: "Beginning of the Year" = "January-February"; "Spring" = "May"; "Summer" = "August"; "Autumn" = "October"; "End of Year" = "December".		
<b>Value</b>	<b>Label</b>	<b>Cases</b>	<b>Percentage</b>
997	does not know	0	
998	refusal	0	
999	no response/not applicable	1	
<i>Warning: these figures indicate the number of cases found in the data file. They cannot be interpreted as summary statistics of the population of interest.</i>			
<b># b610AgeR: R's age at last use of contraception</b>			
<b>Information</b>	[Type= continuous] [Format=numeric] [Range= 24-9999] [Missing=*/997/998/999]		
<b>Statistics [NW/ W]</b>	[Valid=6 /-] [Invalid=3143 /-]		
<b>Definition</b>	Derived variable from Q 610		
<b>Universe</b>	If code 0 on Q 609		
<b>Literal question</b>	In what month and year did you last use or do anything to prevent pregnancy?		
<b>Notes</b>	R's time of birth was deducted from HH grid. If information on the month of birth / month of last use of contraception was missing, a 6 (june) was used in the calculation. Values 21-25 for month values are converted in the followig way: "Beginning of the Year" = "January-February"; "Spring" = "May"; "Summer" = "August"; "Autumn" = "October"; "End of Year" = "December".		
<b>Value</b>	<b>Label</b>	<b>Cases</b>	<b>Percentage</b>
997	does not know	0	
998	refusal	0	
999	no response/not applicable	1	
<i>Warning: these figures indicate the number of cases found in the data file. They cannot be interpreted as summary statistics of the population of interest.</i>			
<b># b611: Want another baby now (W2)</b>			
<b>Information</b>	[Type= discrete] [Format=numeric] [Range= 1-1501] [Missing=*/7/8/9]		
<b>Statistics [NW/ W]</b>	[Valid=996 /-] [Invalid=2153 /-]		
<b>Definition</b>	Q 611		
<b>Universe</b>	If code 2 or 3 on Q 602		
<b>Literal question</b>	Do you yourself want to have a/another baby now?		
<b>Value</b>	<b>Label</b>	<b>Cases</b>	<b>Percentage</b>
1	yes	168	<div><div></div>16.9%</div>
2	no	739	<div><div></div>74.2%</div>
3	not sure	89	<div><div></div>8.9%</div>
7	does not know	0	
8	refusal	0	
9	no response/not applicable	0	

# b611: Want another baby now (W2)			
Value	Label	Cases	Percentage
Sysmiss		2153	
Warning: these figures indicate the number of cases found in the data file. They cannot be interpreted as summary statistics of the population of interest.			
# b612: Physically possible to have a child (W2)			
Information	[Type= discrete] [Format=numeric] [Range= 1-2402] [Missing=*/7/8/9]		
Statistics [NW/ W]	[Valid=921 /-] [Invalid=2228 /-]		
Definition	Q 612 AUS, two specific values: "2401-Yes", "2402-No".		
Universe	If code 2 or 3 on Q 602		
Literal question	Some people are not physically able to have children. As far as you know, is it physically possible for you, yourself, to have a/another baby?		
Value	Label	Cases	Percentage
1	definitely not	63	<div><div></div></div> 6.8%
2	probably not	46	<div><div></div></div> 5.0%
3	probably yes	369	<div><div></div></div> 40.1%
4	definitely yes	443	<div><div></div></div> 48.1%
2401	Yes	0	
2402	No	0	
7	does not know	0	
8	refusal	0	
9	no response/not applicable	75	
Sysmiss		2153	
Warning: these figures indicate the number of cases found in the data file. They cannot be interpreted as summary statistics of the population of interest.			
# b615: Partner wants another baby now			
Information	[Type= discrete] [Format=numeric] [Range= 1-1501] [Missing=*/7/8/9]		
Statistics [NW/ W]	[Valid=953 /-] [Invalid=2196 /-]		
Definition	Q 614 FRA, one additional value: "1501-yes, but later".		
Universe	If code 2 or 3 on Q 602 and R has a partner		
Literal question	Couples do not always have the same feelings about the number or timing of children. Does your partner/spouse want to have a/another baby now?		
Value	Label	Cases	Percentage
1	yes	184	<div><div></div></div> 19.3%
2	no	692	<div><div></div></div> 72.6%
3	not sure	77	<div><div></div></div> 8.1%
1501	yes, but later	0	
7	does not know	78	
8	refusal	0	
9	no response/not applicable	0	
Sysmiss		2118	
Warning: these figures indicate the number of cases found in the data file. They cannot be interpreted as summary statistics of the population of interest.			
# b616: Physically possible for partner to have a child (W2)			
Information	[Type= discrete] [Format=numeric] [Range= 1-2402] [Missing=*/7/8/9]		

# b616: Physically possible for partner to have a child (W2)			
Statistics [NW/ W]	[Valid=939 /-] [Invalid=2210 /-]		
Definition	Q 615  AUS, two specific values: "2401-Yes", "2402-No".		
Universe	If code 2 or 3 on Q 602 and R has a partner		
Literal question	Do you think it would be physically possible for your current partner/spouse to have a child of his/her own if he/she wanted to?		
Value	Label	Cases	Percentage
1	definitely not	42	<div><div></div></div> 4.5%
2	probably not	46	<div><div></div></div> 4.9%
3	probably yes	391	<div><div></div></div> 41.6%
4	definitely yes	460	<div><div></div></div> 49.0%
2401	Yes	0	
2402	No	0	
7	does not know	92	
8	refusal	0	
9	no response/not applicable	0	
Sysmiss		2118	
Warning: these figures indicate the number of cases found in the data file. They cannot be interpreted as summary statistics of the population of interest.			
# b618_2800: Use of fertility treatment			
Information	[Type= discrete] [Format=numeric] [Range= 1-99] [Missing=*]		
Statistics [NW/ W]	[Valid=1664 /-] [Invalid=1485 /-]		
Definition	Country specific question for CZE, adapted from Q 613  CZE differs because the question asks whether fertility treatment are used or not.		
Universe	If code 2 or 3 on Q 602 and R has a partner		
Pre-question	Card 607: Infertility Treatment		
Literal question	Are you (or your current partner/spouse) doing any of the things listed on this card to help you (your partner/spouse) get pregnant?		
Value	Label	Cases	Percentage
1	yes	91	<div><div></div></div> 5.5%
2	no	1573	<div><div></div></div> 94.5%
7	does not know	0	
8	refusal	0	
9	no response/not applicable	0	
Sysmiss		1485	
Warning: these figures indicate the number of cases found in the data file. They cannot be interpreted as summary statistics of the population of interest.			
# b620_1: Use of contraceptive methods to prevent pregnancy now (up to 11) (W2)			
Information	[Type= discrete] [Format=numeric] [Range= 0-2601] [Missing=*/97/98/99]		
Statistics [NW/ W]	[Valid=42 /-] [Invalid=3107 /-]		
Definition	Q 616  Country-specific additional values: - FRA: "1501-other". - AUS: "2401-other". - POL: "2601-contraceptive patch".		
Universe	If code to either Q 612 or Q 615 is not 1 ("definitely not")		

# b620_1: Use of contraceptive methods to prevent pregnancy now (up to 11) (W2)			
<b>Pre-question</b>		Card 609: Contraception	
<b>Literal question</b>		Are you or your partner/spouse using or doing any of the things listed on this card to prevent pregnancy at this time? Please name all of the things you use or do.	
Value	Label	Cases	Percentage
0	did not use or do anything	34	<div></div> 81.0%
1	condom	8	<div></div> 19.0%
2	pills	0	
3	intra-uterine device (coil, loop)	0	
4	diaphragm/ cervical cap	0	
5	foam/ cream/ jelly/ suppository	0	
6	injectables (e.g. Depo-Provera)	0	
7	implants (e.g. Norplant)	0	
8	persona	0	
9	hormonal emergency contraception afterwards (morning-after pill)	0	
10	withdrawal	0	
11	safe period method (rhyth)	0	
1501	other	0	
2401	other	0	
2601	contraceptive patch	0	
97	does not know	0	
98	refusal	0	
99	no response/not applicable	0	
Sysmiss		3107	
<i>Warning: these figures indicate the number of cases found in the data file. They cannot be interpreted as summary statistics of the population of interest.</i>			
# b620_2: Use of contraceptive methods to prevent pregnancy now (up to 11) (W2)			
<b>Information</b>		[Type= discrete] [Format=numeric] [Range= 0-2601] [Missing=*/97/98/99]	
<b>Statistics [NW/ W]</b>		[Valid=42 /-] [Invalid=3107 /-]	
<b>Definition</b>		Q 616  Country-specific additional values: - FRA: "1501-other". - AUS: "2401-other". - POL: "2601-contraceptive patch".	
<b>Universe</b>		If code to either Q 612 or Q 615 is not 1 ("definitely not")	
<b>Pre-question</b>		Card 609: Contraception	
<b>Literal question</b>		Are you or your partner/spouse using or doing any of the things listed on this card to prevent pregnancy at this time? Please name all of the things you use or do.	
Value	Label	Cases	Percentage
0	did not use or do anything	36	<div></div> 85.7%
1	condom	6	<div></div> 14.3%
2	pills	0	
3	intra-uterine device (coil, loop)	0	
4	diaphragm/ cervical cap	0	
5	foam/ cream/ jelly/ suppository	0	
6	injectables (e.g. Depo-Provera)	0	
7	implants (e.g. Norplant)	0	



# b620_2: Use of contraceptive methods to prevent pregnancy now (up to 11) (W2)			
Value	Label	Cases	Percentage
8	persona	0	
9	hormonal emergency contraception afterwards (morning-after pill)	0	
10	withdrawal	0	
11	safe period method (rhyth)	0	
1501	other	0	
2401	other	0	
2601	contraceptive patch	0	
97	does not know	0	
98	refusal	0	
99	no response/not applicable	0	
Sysmiss		3107	
Warning: these figures indicate the number of cases found in the data file. They cannot be interpreted as summary statistics of the population of interest.			
# b620_3: Use of contraceptive methods to prevent pregnancy now (up to 11) (W2)			
Information	[Type= discrete] [Format=numeric] [Range= 0-2601] [Missing=*/97/98/99]		
Statistics [NW/ W]	[Valid=42 /-] [Invalid=3107 /-]		
Definition	Q 616  Country-specific additional values: - FRA: "1501-other". - AUS: "2401-other". - POL: "2601-contraceptive patch".		
Universe	If code to either Q 612 or Q 615 is not 1 ("definitely not")		
Pre-question	Card 609: Contraception		
Literal question	Are you or your partner/spouse using or doing any of the things listed on this card to prevent pregnancy at this time? Please name all of the things you use or do.		
Value	Label	Cases	Percentage
0	did not use or do anything	40	<div></div> 95.2%
1	condom	2	<div></div> 4.8%
2	pills	0	
3	intra-uterine device (coil, loop)	0	
4	diaphragm/ cervical cap	0	
5	foam/ cream/ jelly/ suppository	0	
6	injectables (e.g. Depo-Provera)	0	
7	implants (e.g. Norplant)	0	
8	persona	0	
9	hormonal emergency contraception afterwards (morning-after pill)	0	
10	withdrawal	0	
11	safe period method (rhyth)	0	
1501	other	0	
2401	other	0	
2601	contraceptive patch	0	
97	does not know	0	
98	refusal	0	
99	no response/not applicable	0	
Sysmiss		3107	
Warning: these figures indicate the number of cases found in the data file. They cannot be interpreted as summary statistics of the population of interest.			

# b620_4: Use of contraceptive methods to prevent pregnancy now (up to 11) (W2)			
Information	[Type= discrete] [Format=numeric] [Range= 0-2601] [Missing=*/97/98/99]		
Statistics [NW/ W]	[Valid=42 /-] [Invalid=3107 /-]		
Definition	Q 616  Country-specific additional values: - FRA: "1501-other". - AUS: "2401-other". - POL: "2601-contraceptive patch".		
Universe	If code to either Q 612 or Q 615 is not 1 ("definitely not")		
Pre-question	Card 609: Contraception		
Literal question	Are you or your partner/spouse using or doing any of the things listed on this card to prevent pregnancy at this time? Please name all of the things you use or do.		
Value	Label	Cases	Percentage
0	did not use or do anything	42	100.0%
1	condom	0	
2	pills	0	
3	intra-uterine device (coil, loop)	0	
4	diaphragm/ cervical cap	0	
5	foam/ cream/ jelly/ suppository	0	
6	injectables (e.g. Depo-Provera)	0	
7	implants (e.g. Norplant)	0	
8	persona	0	
9	hormonal emergency contraception afterwards (morning-after pill)	0	
10	withdrawal	0	
11	safe period method (rhyth)	0	
1501	other	0	
2401	other	0	
2601	contraceptive patch	0	
97	does not know	0	
98	refusal	0	
99	no response/not applicable	0	
Sysmiss		3107	
Warning: these figures indicate the number of cases found in the data file. They cannot be interpreted as summary statistics of the population of interest.			
# b620_5: Use of contraceptive methods to prevent pregnancy now (up to 11) (W2)			
Information	[Type= discrete] [Format=numeric] [Range= 0-2601] [Missing=*/97/98/99]		
Statistics [NW/ W]	[Valid=42 /-] [Invalid=3107 /-]		
Definition	Q 616  Country-specific additional values: - FRA: "1501-other". - AUS: "2401-other". - POL: "2601-contraceptive patch".		
Universe	If code to either Q 612 or Q 615 is not 1 ("definitely not")		
Pre-question	Card 609: Contraception		
Literal question	Are you or your partner/spouse using or doing any of the things listed on this card to prevent pregnancy at this time? Please name all of the things you use or do.		
Value	Label	Cases	Percentage
0	did not use or do anything	42	100.0%

### # b620\_5: Use of contraceptive methods to prevent pregnancy now (up to 11) (W2)

Value	Label	Cases	Percentage
1	condom	0	
2	pills	0	
3	intra-uterine device (coil, loop)	0	
4	diaphragm/ cervical cap	0	
5	foam/ cream/ jelly/ suppository	0	
6	injectables (e.g. Depo-Provera)	0	
7	implants (e.g. Norplant)	0	
8	persona	0	
9	hormonal emergency contraception afterwards (morning-after pill)	0	
10	withdrawal	0	
11	safe period method (rhyth)	0	
1501	other	0	
2401	other	0	
2601	contraceptive patch	0	
97	does not know	0	
98	refusal	0	
99	no response/not applicable	0	
Sysmiss		3107	

Warning: these figures indicate the number of cases found in the data file. They cannot be interpreted as summary statistics of the population of interest.

### # b620\_6: Use of contraceptive methods to prevent pregnancy now (up to 11)

<b>Information</b>	[Type= discrete] [Format=numeric] [Range= 0-2401] [Missing=*/97/98/99]
<b>Statistics [NW/ W]</b>	[Valid=42 /-] [Invalid=3107 /-]
<b>Definition</b>	Q 616  Country-specific additional values: - FRA: "1501-other". - AUS: 2401-other".
<b>Universe</b>	If code to either Q 612 or Q 615 is not 1 ("definitely not")
<b>Pre-question</b>	Card 609: Contraception
<b>Literal question</b>	Are you or your partner/spouse using or doing any of the things listed on this card to prevent pregnancy at this time? Please name all of the things you use or do.

Value	Label	Cases	Percentage
0	did not use or do anything	42	100.0%
1	condom	0	
2	pills	0	
3	intra-uterine device (coil, loop)	0	
4	diaphragm/ cervical cap	0	
5	foam/ cream/ jelly/ suppository	0	
6	injectables (e.g. Depo-Provera)	0	
7	implants (e.g. Norplant)	0	
8	persona	0	
9	hormonal emergency contraception afterwards (morning-after pill)	0	
10	withdrawal	0	
11	safe period method (rhyth)	0	
1501	other	0	

# b620_6: Use of contraceptive methods to prevent pregnancy now (up to 11)				
Value	Label	Cases	Percentage	
2401	other	0		
97	does not know	0		
98	refusal	0		
99	no response/not applicable	0		
Sysmiss		3107		
Warning: these figures indicate the number of cases found in the data file. They cannot be interpreted as summary statistics of the population of interest.				
# b620_7: Use of contraceptive methods to prevent pregnancy now (up to 11)				
Information	[Type= discrete] [Format=numeric] [Range= 0-2401] [Missing=*/97/98/99]			
Statistics [NW/ W]	[Valid=42 /-] [Invalid=3107 /-]			
Definition	Q 616  Country-specific additional values: - FRA: "1501-other". - AUS: 2401-other".			
Universe	If code to either Q 612 or Q 615 is not 1 ("definitely not")			
Pre-question	Card 609: Contraception			
Literal question	Are you or your partner/spouse using or doing any of the things listed on this card to prevent pregnancy at this time? Please name all of the things you use or do.			
Value	Label	Cases	Percentage	
0	did not use or do anything	42	<div></div> 100.0%	
1	condom	0		
2	pills	0		
3	intra-uterine device (coil, loop)	0		
4	diaphragm/ cervical cap	0		
5	foam/ cream/ jelly/ suppository	0		
6	injectables (e.g. Depo-Provera)	0		
7	implants (e.g. Norplant)	0		
8	persona	0		
9	hormonal emergency contraception afterwards (morning-after pill)	0		
10	withdrawal	0		
11	safe period method (rhyth)	0		
1501	other	0		
2401	other	0		
97	does not know	0		
98	refusal	0		
99	no response/not applicable	0		
Sysmiss		3107		
Warning: these figures indicate the number of cases found in the data file. They cannot be interpreted as summary statistics of the population of interest.				
# b620_8: Use of contraceptive methods to prevent pregnancy now (up to 11)				
Information	[Type= discrete] [Format=numeric] [Range= 0-2401] [Missing=*/97/98/99]			
Statistics [NW/ W]	[Valid=42 /-] [Invalid=3107 /-]			
Definition	Q 616  Country-specific additional values: - FRA: "1501-other". - AUS: 2401-other".			

# b620_8: Use of contraceptive methods to prevent pregnancy now (up to 11)			
<b>Universe</b>		If code to either Q 612 or Q 615 is not 1 ("definitely not")	
<b>Pre-question</b>		Card 609: Contraception	
<b>Literal question</b>		Are you or your partner/spouse using or doing any of the things listed on this card to prevent pregnancy at this time? Please name all of the things you use or do.	
Value	Label	Cases	Percentage
0	did not use or do anything	42	100.0%
1	condom	0	
2	pills	0	
3	intra-uterine device (coil, loop)	0	
4	diaphragm/ cervical cap	0	
5	foam/ cream/ jelly/ suppository	0	
6	injectables (e.g. Depo-Provera)	0	
7	implants (e.g. Norplant)	0	
8	persona	0	
9	hormonal emergency contraception afterwards (morning-after pill)	0	
10	withdrawal	0	
11	safe period method (rhyth)	0	
1501	other	0	
2401	other	0	
97	does not know	0	
98	refusal	0	
99	no response/not applicable	0	
Sysmiss		3107	
Warning: these figures indicate the number of cases found in the data file. They cannot be interpreted as summary statistics of the population of interest.			
# b620_9: Use of contraceptive methods to prevent pregnancy now (up to 11)			
<b>Information</b>		[Type= discrete] [Format=numeric] [Range= 0-2401] [Missing=*/97/98/99]	
<b>Statistics [NW/ W]</b>		[Valid=42 /-] [Invalid=3107 /-]	
<b>Definition</b>		Q 616  Country-specific additional values: - FRA: "1501-other". - AUS: 2401-other".	
<b>Universe</b>		If code to either Q 612 or Q 615 is not 1 ("definitely not")	
<b>Pre-question</b>		Card 609: Contraception	
<b>Literal question</b>		Are you or your partner/spouse using or doing any of the things listed on this card to prevent pregnancy at this time? Please name all of the things you use or do.	
Value	Label	Cases	Percentage
0	did not use or do anything	42	100.0%
1	condom	0	
2	pills	0	
3	intra-uterine device (coil, loop)	0	
4	diaphragm/ cervical cap	0	
5	foam/ cream/ jelly/ suppository	0	
6	injectables (e.g. Depo-Provera)	0	
7	implants (e.g. Norplant)	0	
8	persona	0	

# b620_9: Use of contraceptive methods to prevent pregnancy now (up to 11)			
Value	Label	Cases	Percentage
9	hormonal emergency contraception afterwards (morning-after pill)	0	
10	withdrawal	0	
11	safe period method (rhyth)	0	
1501	other	0	
2401	other	0	
97	does not know	0	
98	refusal	0	
99	no response/not applicable	0	
Sysmiss		3107	
Warning: these figures indicate the number of cases found in the data file. They cannot be interpreted as summary statistics of the population of interest.			
# b620_10: Use of contraceptive methods to prevent pregnancy now (up to 11)			
Information	[Type= discrete] [Format=numeric] [Range= 0-2401] [Missing=*/97/98/99]		
Statistics [NW/ W]	[Valid=42 /-] [Invalid=3107 /-]		
Definition	Q 616  Country-specific additional values: - FRA: "1501-other". - AUS: 2401-other".		
Universe	If code to either Q 612 or Q 615 is not 1 ("definitely not")		
Pre-question	Card 609: Contraception		
Literal question	Are you or your partner/spouse using or doing any of the things listed on this card to prevent pregnancy at this time? Please name all of the things you use or do.		
Value	Label	Cases	Percentage
0	did not use or do anything	33	78.6%
1	condom	9	21.4%
2	pills	0	
3	intra-uterine device (coil, loop)	0	
4	diaphragm/ cervical cap	0	
5	foam/ cream/ jelly/ suppository	0	
6	injectables (e.g. Depo-Provera)	0	
7	implants (e.g. Norplant)	0	
8	persona	0	
9	hormonal emergency contraception afterwards (morning-after pill)	0	
10	withdrawal	0	
11	safe period method (rhyth)	0	
1501	other	0	
2401	other	0	
97	does not know	0	
98	refusal	0	
99	no response/not applicable	0	
Sysmiss		3107	
Warning: these figures indicate the number of cases found in the data file. They cannot be interpreted as summary statistics of the population of interest.			
# b620_11: Use of contraceptive methods to prevent pregnancy now (up to 11)			
Information	[Type= discrete] [Format=numeric] [Range= 0-2401] [Missing=*/97/98/99]		
Statistics [NW/ W]	[Valid=42 /-] [Invalid=3107 /-]		

# b620_11: Use of contraceptive methods to prevent pregnancy now (up to 11)			
<b>Definition</b>	Q 616  Country-specific additional values: - FRA: "1501-other". - AUS: 2401-other".		
<b>Universe</b>	If code to either Q 612 or Q 615 is not 1 ("definitely not")		
<b>Pre-question</b>	Card 609: Contraception		
<b>Literal question</b>	Are you or your partner/spouse using or doing any of the things listed on this card to prevent pregnancy at this time? Please name all of the things you use or do.		
Value	Label	Cases	Percentage
0	did not use or do anything	42	100.0%
1	condom	0	
2	pills	0	
3	intra-uterine device (coil, loop)	0	
4	diaphragm/ cervical cap	0	
5	foam/ cream/ jelly/ suppository	0	
6	injectables (e.g. Depo-Provera)	0	
7	implants (e.g. Norplant)	0	
8	persona	0	
9	hormonal emergency contraception afterwards (morning-after pill)	0	
10	withdrawal	0	
11	safe period method (rhyth)	0	
1501	other	0	
2401	other	0	
97	does not know	0	
98	refusal	0	
99	no response/not applicable	0	
Sysmiss		3107	
Warning: these figures indicate the number of cases found in the data file. They cannot be interpreted as summary statistics of the population of interest.			
# b621m: Date (mnth) of last use or do anything to prevent pregnancy			
<b>Information</b>	[Type= discrete] [Format=numeric] [Range= 0-1501] [Missing=*/97/98/99]		
<b>Statistics [NW/ W]</b>	[Valid=9 /-] [Invalid=3140 /-]		
<b>Definition</b>	Q 617  FRA, one additional value: "1501-winter".		
<b>Universe</b>	If code 0 on Q 616		
<b>Literal question</b>	In what month and year did you last use or do anything to prevent pregnancy?		
Value	Label	Cases	Percentage
0	did not use or do anything	7	77.8%
1	January	0	
2	February	1	11.1%
3	March	0	
4	April	0	
5	May	0	
6	June	0	
7	July	0	

# b621m: Date (mnth) of last use or do anything to prevent pregnancy			
Value	Label	Cases	Percentage
8	August	0	<div><div></div></div> 11.1%
9	September	0	
10	October	0	
11	November	0	
12	December	0	
21	winter months at the beginning of the year (January, February)	1	
22	spring	0	
23	summer	0	
24	autumn	0	
25	winter at the end of the year (December)	0	
1501	winter	0	
97	does not know	0	
98	refusal	0	
99	no response/not applicable	25	
Sysmiss		3115	
Warning: these figures indicate the number of cases found in the data file. They cannot be interpreted as summary statistics of the population of interest.			
# b621y: Date (yr) of last use or do anything to prevent pregnancy			
Information	[Type= continuous] [Format=numeric] [Range= 1985-2401] [Missing=*/9997/9998/9999]		
Statistics [NW/ W]	[Valid=5 -] [Invalid=3144 -]		
Definition	Q 617		
Universe	If code 0 on Q 616		
Literal question	In what month and year did you last use or do anything to prevent pregnancy?		
Value	Label	Cases	Percentage
9997	does not know	0	<div><div></div></div>
9998	refusal	0	
9999	no response/not applicable	29	
Warning: these figures indicate the number of cases found in the data file. They cannot be interpreted as summary statistics of the population of interest.			
# b621AgeP: Partner's age at last use of anything to prevent pregnancy			
Information	[Type= continuous] [Format=numeric] [Range= 24-9999] [Missing=*/997/998/999]		
Statistics [NW/ W]	[Valid=5 -] [Invalid=3144 -]		
Definition	Derived variable from Q 617		
Universe	If code 0 on Q 616		
Literal question	In what month and year did you last use or do anything to prevent pregnancy?		
Notes	Partner's time of birth was deducted from HH grid (co-resident partner) or Q 330 (non resident partner). If information on the month of birth / month at last use of anything to prevent pregnancy was missing, a 6 (june) was used in the calculation. Values 21-25 for month values are converted in the followig way: "Beginning of the Year" = "January-February"; "Spring" = "May"; "Summer" = "August"; "Autumn" = "October"; "End of Year" = "December".		
Value	Label	Cases	Percentage
997	does not know	0	<div><div></div></div>
998	refusal	0	
999	no response/not applicable	29	
Warning: these figures indicate the number of cases found in the data file. They cannot be interpreted as summary statistics of the population of interest.			







# b621AgeR: R's age at last use of anything to prevent pregnancy			
Information	[Type= continuous] [Format=numeric] [Range= 17-9999] [Missing=*/997/998/999]		
Statistics [NW/ W]	[Valid=5 /-] [Invalid=3144 /-]		
Definition	Derived variable from Q 617		
Universe	If code 0 on Q 616		
Literal question	In what month and year did you last use or do anything to prevent pregnancy?		
Notes	R's time of birth was deducted from HH grid. If information on the month of birth / month at last use of anything to prevent pregnancy, a 6 (june) was used in the calculation. Values 21-25 for month values are converted in the followig way: "Beginning of the Year" = "January-February"; "Spring" = "May"; "Summer" = "August"; "Autumn" = "October"; "End of Year" = "December".		
Value	Label	Cases	Percentage
997	does not know	0	
998	refusal	0	
999	no response/not applicable	29	
Warning: these figures indicate the number of cases found in the data file. They cannot be interpreted as summary statistics of the population of interest.			
# b622: Intention to have a child during next 3 yrs (W2)			
Information	[Type= discrete] [Format=numeric] [Range= 1-2402] [Missing=*/7/8/9]		
Statistics [NW/ W]	[Valid=912 /-] [Invalid=2237 /-]		
Definition	Q 618  Only country-specific values: - AUS: "2401 - Yes", "2402 - No". - NLD: "1801 - yes", "1802 - no".		
Universe	If code to either Q 612 or Q 615 is not 1 ("definitely not")  ITA: Only asked to respondents in a couple where both themselves and spouse are younger than 50		
Literal question	Do you intend to have a/another child during the next three years?		
Value	Label	Cases	Percentage
1	definitely not	542	<div></div> 59.4%
2	probably not	169	<div></div> 18.5%
3	probably yes	136	<div></div> 14.9%
4	definitely yes	65	<div></div> 7.1%
1801	yes	0	
1802	no	0	
2401	Yes	0	
2402	No	0	
7	does not know	0	
8	refusal	0	
9	no response/not applicable	0	
Sysmiss		2237	
Warning: these figures indicate the number of cases found in the data file. They cannot be interpreted as summary statistics of the population of interest.			
# b623: Intention to adopt a child or take a foster child during next 3 yrs (W2)			
Information	[Type= discrete] [Format=numeric] [Range= 1-1802] [Missing=*/7/8/9]		
Statistics [NW/ W]	[Valid=1001 /-] [Invalid=2148 /-]		
Definition	Q 619		
Universe	If code 2 or 3 on Q 602		
Literal question	Do you intend to adopt a child or apply for adoption or take a foster child during the next three years?		

# b623: Intention to adopt a child or take a foster child during next 3 yrs (W2)			
Value	Label	Cases	Percentage
1	definitely not	903	<div><div></div></div> 90.2%
2	probably not	86	<div><div></div></div> 8.6%
3	probably yes	10	<div><div></div></div> 1.0%
4	definitely yes	2	<div><div></div></div> 0.2%
7	does not know	0	
8	refusal	0	
9	no response/not applicable	0	
Sysmiss		2148	
Warning: these figures indicate the number of cases found in the data file. They cannot be interpreted as summary statistics of the population of interest.			
# b624: Intention to have a child at all (after 3 yrs) (W2)			
Information	[Type= discrete] [Format=numeric] [Range= 1-2402] [Missing=*/7/8/9]		
Statistics [NW/ W]	[Valid=704 /-] [Invalid=2445 /-]		
Definition	Q 620  Only country-specific values: - AUS: "2401 - Yes", "2402 - No".		
Universe	If code to either Q 618 or Q 619 is not 3 or 4 ("yes")  ITA: Only asked to respondents in a couple where both themselves and spouse are younger than 50		
Literal question	Supposing you do not have a/another child during the next three years, do you intend to have any (more) children at all?		
Value	Label	Cases	Percentage
1	definitely not	526	<div><div></div></div> 74.7%
2	probably not	118	<div><div></div></div> 16.8%
3	probably yes	34	<div><div></div></div> 4.8%
4	definitely yes	26	<div><div></div></div> 3.7%
2401	Yes	0	
2402	No	0	
7	does not know	0	
8	refusal	0	
9	no response/not applicable	0	
Sysmiss		2445	
Warning: these figures indicate the number of cases found in the data file. They cannot be interpreted as summary statistics of the population of interest.			
# b625: Preferred sex of next child (W2)			
Information	[Type= discrete] [Format=numeric] [Range= 1-3] [Missing=*/7/8/9]		
Statistics [NW/ W]	[Valid=269 /-] [Invalid=2880 /-]		
Definition	Q 621		
Universe	If code 3 or 4 on Q 620 OR code 3 or 4 to either Q 618 or Q 619		
Literal question	Would you prefer your first/next child to be a boy or a girl?		
Value	Label	Cases	Percentage
1	boy	54	<div><div></div></div> 20.1%
2	girl	42	<div><div></div></div> 15.6%
3	it does not matter	173	<div><div></div></div> 64.3%
7	does not know	0	
8	refusal	0	

# b625: Preferred sex of next child (W2)			
Value	Label	Cases	Percentage
9	no response/not applicable	0	
Sysmiss		2880	
Warning: these figures indicate the number of cases found in the data file. They cannot be interpreted as summary statistics of the population of interest.			
# b626: How many more children R wants to have (W2)			
Information	[Type= discrete] [Format=numeric] [Range= 0-999] [Missing=*/97/98/99]		
Statistics [NW/ W]	[Valid=308 /-] [Invalid=2841 /-]		
Definition	Q 622		
Universe	If code 2, 3 or 4 on Q 620 OR code 3 or 4 on either Q 618 or Q 619		
Literal question	How many (more) children in total do you intend to have?		
Value	Label	Cases	Percentage
0		65	<div></div> 21.1%
1		159	<div></div> 51.6%
2		72	<div></div> 23.4%
3		10	<div></div> 3.2%
4		1	<div></div> 0.3%
12		1	<div></div> 0.3%
97	does not know	0	
98	refusal	0	
99	no response/not applicable	79	
Sysmiss		2762	
Warning: these figures indicate the number of cases found in the data file. They cannot be interpreted as summary statistics of the population of interest.			
# b630: Total number of intended children (W2)			
Information	[Type= discrete] [Format=numeric] [Range= 0-999] [Missing=*/97/98/99]		
Statistics [NW/ W]	[Valid=18 /-] [Invalid=3131 /-]		
Definition	Q 623		
Universe	If R or R's partner is pregnant.		
Literal question	Not counting your current pregnancy, how many more children in total do you intend to have?		
Value	Label	Cases	Percentage
0		6	<div></div> 33.3%
1		9	<div></div> 50.0%
2		3	<div></div> 16.7%
97	does not know	0	
98	refusal	0	
99	no response/not applicable	5	
Sysmiss		3126	
Warning: these figures indicate the number of cases found in the data file. They cannot be interpreted as summary statistics of the population of interest.			
# b631: Intention to adopt a child or take a foster child during next 3 yrs (W2)			
Information	[Type= discrete] [Format=numeric] [Range= 1-1802] [Missing=*/7/8/9]		
Statistics [NW/ W]	[Valid=1370 /-] [Invalid=1779 /-]		
Definition	Q 624		
Universe	If R is a woman over 50 or a man with a female partner over 50 or R has a same-sex partner		
Literal question	Do you intend to adopt a child or apply for adoption or take a foster-child during the next three years?		






### # b631: Intention to adopt a child or take a foster child during next 3 yrs (W2)

Value	Label	Cases	Percentage
1	definitely not	1323	 96.6%
2	probably not	39	 2.8%
3	probably yes	7	 0.5%
4	definitely yes	1	 0.1%
7	does not know	0	
8	refusal	0	
9	no response/not applicable	0	
Sysmiss		1779	

Warning: these figures indicate the number of cases found in the data file. They cannot be interpreted as summary statistics of the population of interest.

### # b701: General health status (W2)

Information	[Type= discrete] [Format=numeric] [Range= 1-2405] [Missing=*/7/8/9]
Statistics [NW/ W]	[Valid=3149 /-] [Invalid=0 /-]
Definition	Q 701  - HUN: ten specific values "1600 = Very Poor Health - 1610 = Very Good Health". - AUS: five specific values "2401-Excellent", "2402-very good", "2403-good", "2404-fair", "2405-poor".
Literal question	How is your health in general?

Value	Label	Cases	Percentage
1	very good	603	 19.1%
2	good	1354	 43.0%
3	fair	873	 27.7%
4	bad	262	 8.3%
5	very bad	57	 1.8%
1600	0 - (Hungary: Scale 0-10)	0	
1601	1 - (Hungary: Scale 0-10)	0	
1602	2 - (Hungary: Scale 0-10)	0	
1603	3 - (Hungary: Scale 0-10)	0	
1604	4 - (Hungary: Scale 0-10)	0	
1605	5 - (Hungary: Scale 0-10)	0	
1606	6 - (Hungary: Scale 0-10)	0	
1607	7 - (Hungary: Scale 0-10)	0	
1608	8 - (Hungary: Scale 0-10)	0	
1609	9 - (Hungary: Scale 0-10)	0	
1610	10 - (Hungary: Scale 0-10)	0	
2401	Excellent	0	
2402	very good	0	
2403	good	0	
2404	fair	0	
2405	poor	0	
7	does not know	0	
8	refusal	0	
9	no response/not applicable	0	

Warning: these figures indicate the number of cases found in the data file. They cannot be interpreted as summary statistics of the population of interest.

### # b702a: Any long-standing or illness chronic condition (W2)

Information	[Type= discrete] [Format=numeric] [Range= 1-99] [Missing=*/7/8/9]
-------------	---

# b702a: Any long-standing or illness chronic condition (W2)			
Statistics [NW/ W]	[Valid=1355 /-] [Invalid=1794 /-]		
Definition	Q 702.a		
Literal question	Do you have any long-standing illness or chronic condition?		
Value	Label	Cases	Percentage
1	yes	575	<div><div></div></div> 42.4%
2	no	780	<div><div></div></div> 57.6%
7	does not know	0	
8	refusal	0	
9	no response/not applicable	0	
Sysmiss		1794	
Warning: these figures indicate the number of cases found in the data file. They cannot be interpreted as summary statistics of the population of interest.			
# b702b: Duration of long-standing or illness chronic condition (W2)			
Information	[Type= discrete] [Format=numeric] [Range= 1-1801] [Missing=*/7/8/9]		
Statistics [NW/ W]	[Valid=575 /-] [Invalid=2574 /-]		
Definition	Q 702.b  - HUN: four aspecific values "1601 - less than 6 months"; "1602 - 6 months to a year"; "1603 - 1 to 4 years"; "1604 - 4 years or more".		
Universe	If code 1 on Q 702.a		
Literal question	How long have you had this long-standing illness or chronic condition?		
Value	Label	Cases	Percentage
1	less than 6 months	5	<div><div></div></div> 0.9%
2	6 months to one year	18	<div><div></div></div> 3.1%
3	1 year to 5 years	76	<div><div></div></div> 13.2%
4	5 years to 10 years	476	<div><div></div></div> 82.8%
5	10 years or more	0	
1601	less than 6 months	0	
1602	6 months to a year	0	
1603	1 to 4 years	0	
1604	4 years or more	0	
1801	less than one year	0	
7	does not know	0	
8	refusal	0	
9	no response/not applicable	0	
Sysmiss		2574	
Warning: these figures indicate the number of cases found in the data file. They cannot be interpreted as summary statistics of the population of interest.			
# b703a: Any health-related limitation or disability (W2)			
Information	[Type= discrete] [Format=numeric] [Range= 1-99] [Missing=*/7/8/9]		
Statistics [NW/ W]	[Valid=483 /-] [Invalid=2666 /-]		
Definition	Q 703.a		
Literal question	Are you limited in your ability to carry out normal everyday activities, because of a physical or mental health problem or a disability?		
Value	Label	Cases	Percentage
1	yes	89	<div><div></div></div> 18.4%
2	no	394	<div><div></div></div> 81.6%

# b703a: Any health-related limitation or disability (W2)			
Value	Label	Cases	Percentage
6	unknown	0	
7	does not know	0	
8	refusal	0	
9	no response/not applicable	872	
Sysmiss		1794	
Warning: these figures indicate the number of cases found in the data file. They cannot be interpreted as summary statistics of the population of interest.			
# b703b: Duration of health-related limitation or disability (W2)			
Information	[Type= discrete] [Format=numeric] [Range= 1-1604] [Missing=*/7/8/9]		
Statistics [NW/ W]	[Valid=89 /-] [Invalid=3060 /-]		
Definition	Q 703.b  - HUN: four aspecific values "1601 - less than 6 months"; "1602 - 6 months to a year"; "1603 - 1 to 4 years"; "1604 - 4 years or more".		
Universe	If code 1 on Q 703.a		
Literal question	Since how long?		
Value	Label	Cases	Percentage
1	less than 6 months	2	<div><div></div>2.2%</div>
2	6 months to one year	4	<div><div></div>4.5%</div>
3	1 year to 3 years	6	<div><div></div>6.7%</div>
4	3 years or more	77	<div><div></div>86.5%</div>
1601	less than 6 months	0	
1602	6 months to a year	0	
1603	1 to 4 years	0	
1604	4 years or more	0	
7	does not know	0	
8	refusal	0	
9	no response/not applicable	0	
Sysmiss		3060	
Warning: these figures indicate the number of cases found in the data file. They cannot be interpreted as summary statistics of the population of interest.			
# b704: Any regular help needed in personal care (W2)			
Information	[Type= discrete] [Format=numeric] [Range= 1-99] [Missing=*/7/8/9]		
Statistics [NW/ W]	[Valid=1355 /-] [Invalid=1794 /-]		
Definition	Q 704		
Literal question	Do you need regular help with personal care such as eating, getting up, dressing, bathing, or using toilets?		
Value	Label	Cases	Percentage
1	yes	31	<div><div></div>2.3%</div>
2	no	1324	<div><div></div>97.7%</div>
6	unknown	0	
7	does not know	0	
8	refusal	0	
9	no response/not applicable	0	
Sysmiss		1794	
Warning: these figures indicate the number of cases found in the data file. They cannot be interpreted as summary statistics of the population of interest.			

# b705_1: Has received any regular help over last 12 mnths from professional person 1 (W2)			
Information	[Type= discrete] [Format=numeric] [Range= 1-2601] [Missing=*/7/8/9]		
Statistics [NW/ W]	[Valid=23 /-] [Invalid=3126 /-]		
Definition	Q 705  - ITA, only two country-specific values: "1701-Yes, Public Sector", "1702-No". ITA: Question refers to the household generally, not the respondent specifically and includes occasional as well as regular use - POL: "2601=yes, from both the public sector and a private organization".		
Universe	If code 1 on Q 704		
Literal question	Over the last 12 months, have you received regular help with personal care from professional persons from the public sector or from a private organisation?		
Post-question	Answers 1 and 2 may both apply.		
Value	Label	Cases	Percentage
1	yes, from the public sector	12	<div></div> 52.2%
2	yes, from a private organization	1	<div></div> 4.3%
3	yes, but do not know type of organization	5	<div></div> 21.7%
4	no	5	<div></div> 21.7%
1701	Yes, Public Sector	0	
1702	No	0	
2601	yes, from both the public sector and a private organization	0	
7	does not know	16	
8	refusal	0	
9	no response/not applicable	0	
Sysmiss		3110	
Warning: these figures indicate the number of cases found in the data file. They cannot be interpreted as summary statistics of the population of interest.			
# b705_2: Has received any regular help over last 12 mnths from professional person 2			
Information	[Type= discrete] [Format=numeric] [Range= 1-1702] [Missing=*/7/8/9]		
Statistics [NW/ W]	[Valid=1 /-] [Invalid=3148 /-]		
Definition	Q 705  ITA, only two country-specific values: "1701-Yes, Public Sector", "1702-No". ITA: Question refers to the household generally, not the respondent specifically and includes occasional as well as regular use		
Universe	If code 1 on Q 704		
Literal question	Over the last 12 months, have you received regular help with personal care from professional persons from the public sector or from a private organisation?		
Post-question	Answers 1 and 2 may both apply.		
Value	Label	Cases	Percentage
1	yes, from the public sector	0	
2	yes, from a private organization	1	<div></div> 100.0%
3	yes, but do not know type of organization	0	
4	no	0	
1701	Yes, Public Sector	0	
1702	No	0	
7	does not know	0	
8	refusal	0	
9	no response/not applicable	0	

# b705_2: Has received any regular help over last 12 mnths from professional person 2			
Value	Label	Cases	Percentage
Sysmiss		3148	
Warning: these figures indicate the number of cases found in the data file. They cannot be interpreted as summary statistics of the population of interest.			
# b706: Has received any regular help over last 12 mnths from other person (W2)			
Information	[Type= discrete] [Format=numeric] [Range= 1-99] [Missing=*/7/8/9]		
Statistics [NW/ W]	[Valid=31 /-] [Invalid=3118 /-]		
Definition	Q 706		
Universe	If code 1 on Q 704		
Literal question	Over the last 12 months, have you (also) received such help from other people for whom providing such care is not a job?		
Value	Label	Cases	Percentage
1	yes	15	48.4%
2	no	16	51.6%
6	unknown	0	
7	does not know	0	
8	refusal	0	
9	no response/not applicable	0	
Sysmiss		3118	
Warning: these figures indicate the number of cases found in the data file. They cannot be interpreted as summary statistics of the population of interest.			
# b707_1: From whom (provider 1 to 5) did R get the help (W2)			
Information	[Type= discrete] [Format=numeric] [Range= 1-2602] [Missing=*/97/98/99]		
Statistics [NW/ W]	[Valid=15 /-] [Invalid=3134 /-]		
Definition	Q 707 - GEO: two additional items "1301 - confessor", "1302 - partner or spouse of a child". - POL: two additional items: "2601-daughter of R's partner/spouse", "2602-son of R's partner/spouse".		
Universe	If code 1 on Q 706		
Literal question	From whom did you get this help?		
Interviewer's instructions	Card: List of Providers and Receivers		
Value	Label	Cases	Percentage
1	partner/spouse	7	46.7%
2	mother	0	
3	father	0	
4	mother of R's partner/spouse	0	
5	father of R's partner/spouse	0	
6	son	1	6.7%
7	daughter	2	13.3%
8	step-son	0	
9	step-daughter	0	
10	grandmother	0	
11	grandfather	0	
12	granddaughter	0	
13	grandson	0	
14	sister	0	
15	brother	0	
16	another relative	0	



# b707_1: From whom (provider 1 to 5) did R get the help (W2)			
Value	Label	Cases	Percentage
17	friend,acquaintance, neighbour, colleague	1	<div></div> 6.7%
18	other person	2	<div></div> 13.3%
19	an organisation or a company	2	<div></div> 13.3%
1301	confessor	0	
1302	partner or spouse of a child	0	
2601	daughter of R's partner/spouse	0	
2602	son of R's partner/spouse	0	
97	does not know	0	
98	refusal	0	
99	no response/not applicable	0	
Sysmiss		3134	
Warning: these figures indicate the number of cases found in the data file. They cannot be interpreted as summary statistics of the population of interest.			
# b707_2: From whom (provider 1 to 5) did R get the help (W2)			
Information	[Type= discrete] [Format=numeric] [Range= 1-2602] [Missing=*/97/98/99]		
Statistics [NW/ W]	[Valid=5 /-] [Invalid=3144 /-]		
Definition	Q 707  - GEO: two additional items "1301 - confessor", "1302 - partner or spouse of a child". - POL: two additional items: "2601-daughter of R's partner/spouse", "2602-son of R's partner/spouse".		
Universe	If code 1 on Q 706		
Literal question	From whom did you get this help?		
Interviewer's instructions	Card: List of Providers and Receivers		
Value	Label	Cases	Percentage
1	partner/spouse	0	
2	mother	0	
3	father	0	
4	mother of R's partner/spouse	0	
5	father of R's partner/spouse	0	
6	son	2	
7	daughter	3	
8	step-son	0	
9	step-daughter	0	
10	grandmother	0	
11	grandfather	0	
12	granddaughter	0	
13	grandson	0	
14	sister	0	
15	brother	0	
16	another relative	0	
17	friend,acquaintance, neighbour, colleague	0	
18	other person	0	
19	an organisation or a company	0	
1301	confessor	0	
1302	partner or spouse of a child	0	
2601	daughter of R's partner/spouse	0	

# b707_2: From whom (provider 1 to 5) did R get the help (W2)				
Value	Label	Cases	Percentage	
2602	son of R's partner/spouse	0		
97	does not know	0		
98	refusal	0		
99	no response/not applicable	10		
Sysmiss		3134		
Warning: these figures indicate the number of cases found in the data file. They cannot be interpreted as summary statistics of the population of interest.				
# b707_3: From whom (provider 1 to 5) did R get the help (W2)				
Information	[Type= discrete] [Format=numeric] [Range= 1-2602] [Missing=*/97/98/99]			
Statistics [NW/ W]	[Valid=2 /-] [Invalid=3147 /-]			
Definition	Q 707  - GEO: two additional items "1301 - confessor", "1302 - partner or spouse of a child". - POL: two additional items: "2601-daughter of R's partner/spouse", "2602-son of R's partner/spouse".			
Universe	If code 1 on Q 706			
Literal question	From whom did you get this help?			
Interviewer's instructions	Card: List of Providers and Receivers			
Value	Label	Cases	Percentage	
1	partner/spouse	0		
2	mother	0		
3	father	0		
4	mother of R's partner/spouse	0		
5	father of R's partner/spouse	0		
6	son	0		
7	daughter	0		
8	step-son	0		
9	step-daughter	0		
10	grandmother	0		
11	grandfather	0		
12	granddaughter	0		
13	grandson	0		
14	sister	1	50.0%	
15	brother	0		
16	another relative	1		50.0%
17	friend,acquaintance, neighbour, colleague	0		
18	other person	0		
19	an organisation or a company	0		
1301	confessor	0		
1302	partner or spouse of a child	0		
2601	daughter of R's partner/spouse	0		
2602	son of R's partner/spouse	0		
97	does not know	0		
98	refusal	0		
99	no response/not applicable	13		
Sysmiss		3134		
Warning: these figures indicate the number of cases found in the data file. They cannot be interpreted as summary statistics of the population of interest.				

# b707_4: From whom (provider 1 to 5) did R get the help (W2)			
Information	[Type= discrete] [Format=numeric] [Range= 1-2602] [Missing=*/97/98/99]		
Statistics [NW/ W]	[Valid=1 /-] [Invalid=3148 /-]		
Definition	Q 707  - GEO: two additional items "1301 - confessor", "1302 - partner or spouse of a child". - POL: two additional items: "2601-daughter of R's partner/spouse", "2602-son of R's partner/spouse".		
Universe	If code 1 on Q 706		
Literal question	From whom did you get this help?		
Interviewer's instructions	Card: List of Providers and Receivers		
Value	Label	Cases	Percentage
1	partner/spouse	0	
2	mother	0	
3	father	0	
4	mother of R's partner/spouse	0	
5	father of R's partner/spouse	0	
6	son	0	
7	daughter	0	
8	step-son	0	
9	step-daughter	0	
10	grandmother	0	
11	grandfather	0	
12	granddaughter	0	
13	grandson	0	
14	sister	0	
15	brother	0	
16	another relative	1	100.0%
17	friend,acquaintance, neighbour, colleague	0	
18	other person	0	
19	an organisation or a company	0	
1301	confessor	0	
1302	partner or spouse of a child	0	
2601	daughter of R's partner/spouse	0	
2602	son of R's partner/spouse	0	
97	does not know	0	
98	refusal	0	
99	no response/not applicable	14	
Sysmiss		3134	
Warning: these figures indicate the number of cases found in the data file. They cannot be interpreted as summary statistics of the population of interest.			
# b707_5: From whom (provider 1 to 5) did R get the help (W2)			
Information	[Type= discrete] [Format=numeric] [Range= 1-2602] [Missing=*/97/98/99]		
Statistics [NW/ W]	[Valid=0 /-] [Invalid=3149 /-]		
Definition	Q 707  - GEO: two additional items "1301 - confessor", "1302 - partner or spouse of a child". - POL: two additional items: "2601-daughter of R's partner/spouse", "2602-son of R's partner/spouse".		
Universe	If code 1 on Q 706		

# b707_5: From whom (provider 1 to 5) did R get the help (W2)			
<b>Literal question</b>		From whom did you get this help?	
<b>Interviewer's instructions</b>		Card: List of Providers and Receivers	
Value	Label	Cases	Percentage
1	partner/spouse	0	
2	mother	0	
3	father	0	
4	mother of R's partner/spouse	0	
5	father of R's partner/spouse	0	
6	son	0	
7	daughter	0	
8	step-son	0	
9	step-daughter	0	
10	grandmother	0	
11	grandfather	0	
12	granddaughter	0	
13	grandson	0	
14	sister	0	
15	brother	0	
16	another relative	0	
17	friend,acquaintance, neighbour, colleague	0	
18	other person	0	
19	an organisation or a company	0	
1301	confessor	0	
1302	partner or spouse of a child	0	
2601	daughter of R's partner/spouse	0	
2602	son of R's partner/spouse	0	
97	does not know	0	
98	refusal	0	
99	no response/not applicable	15	
Sysmiss		3134	
<i>Warning: these figures indicate the number of cases found in the data file. They cannot be interpreted as summary statistics of the population of interest.</i>			
# b708_1: Does this person 1 live in the R's hh (W2)			
<b>Information</b>		[Type= discrete] [Format=numeric] [Range= 1-99] [Missing=*/7/8/9]	
<b>Statistics [NW/ W]</b>		[Valid=19 /-] [Invalid=3130 /-]	
<b>Definition</b>		Q 708	
<b>Universe</b>		If code 1 on Q 706	
<b>Literal question</b>		Did this person live in the same household with you at that time?	
<b>Interviewer's instructions</b>		Ask 708 and 709 about all mentioned persons.	
Value	Label	Cases	Percentage
1	yes	13	<div></div> 68.4%
2	no	6	<div></div> 31.6%
7	does not know	0	
8	refusal	0	
9	no response/not applicable	0	

# b708_1: Does this person 1 live in the R's hh (W2)			
Value	Label	Cases	Percentage
Sysmiss		3130	
<i>Warning: these figures indicate the number of cases found in the data file. They cannot be interpreted as summary statistics of the population of interest.</i>			
# b708_2: Does this person 2 live in the R's hh (W2)			
Information	[Type= discrete] [Format=numeric] [Range= 1-99] [Missing=*7/8/9]		
Statistics [NW/ W]	[Valid=5 /-] [Invalid=3144 /-]		
Definition	Q 708		
Universe	If code 1 on Q 706		
Literal question	Did this person live in the same household with you at that time?		
Interviewer's instructions	Ask 708 and 709 about all mentioned persons.		
Value	Label	Cases	Percentage
1	yes	1	<div></div> 20.0%
2	no	4	<div></div> 80.0%
7	does not know	0	
8	refusal	0	
9	no response/not applicable	0	
Sysmiss		3144	
<i>Warning: these figures indicate the number of cases found in the data file. They cannot be interpreted as summary statistics of the population of interest.</i>			

# b708_3: Does this person 3 live in the R's hh (W2)			
Information	[Type= discrete] [Format=numeric] [Range= 1-99] [Missing=*/7/8/9]		
Statistics [NW/ W]	[Valid=2 /-] [Invalid=3147 /-]		
Definition	Q 708		
Universe	If code 1 on Q 706		
Literal question	Did this person live in the same household with you at that time?		
Interviewer's instructions	Ask 708 and 709 about all mentioned persons.		
Value	Label	Cases	Percentage
1	yes	0	
2	no	2	<div><div></div></div> 100.0%
7	does not know	0	
8	refusal	0	
9	no response/not applicable	0	
Sysmiss		3147	
Warning: these figures indicate the number of cases found in the data file. They cannot be interpreted as summary statistics of the population of interest.			
# b708_4: Does this person 4 live in the R's hh (W2)			
Information	[Type= discrete] [Format=numeric] [Range= 1-99] [Missing=*/7/8/9]		
Statistics [NW/ W]	[Valid=1 /-] [Invalid=3148 /-]		
Definition	Q 708		
Universe	If code 1 on Q 706		
Literal question	Did this person live in the same household with you at that time?		
Interviewer's instructions	Ask 708 and 709 about all mentioned persons.		
Value	Label	Cases	Percentage
1	yes	0	
2	no	1	<div><div></div></div> 100.0%
7	does not know	0	
8	refusal	0	
9	no response/not applicable	0	
Sysmiss		3148	
Warning: these figures indicate the number of cases found in the data file. They cannot be interpreted as summary statistics of the population of interest.			
# b709_1: Was this person 1 paid for the help (W2)			
Information	[Type= discrete] [Format=numeric] [Range= 1-99] [Missing=*/7/8/9]		
Statistics [NW/ W]	[Valid=19 /-] [Invalid=3130 /-]		
Definition	Q 709		
Universe	If code 1 on Q 706		
Literal question	Was [person, i.e. your partner, your father] paid for the help?		
Interviewer's instructions	Ask 708 and 709 about all mentioned persons.		
Value	Label	Cases	Percentage
1	yes	4	<div><div></div></div> 21.1%
2	no	15	<div><div></div></div> 78.9%
7	does not know	0	
8	refusal	0	
9	no response/not applicable	0	

# b709_1: Was this person 1 paid for the help (W2)			
Value	Label	Cases	Percentage
Sysmiss		3130	
<i>Warning: these figures indicate the number of cases found in the data file. They cannot be interpreted as summary statistics of the population of interest.</i>			
# b709_2: Was this person 2 paid for the help (W2)			
Information	[Type= discrete] [Format=numeric] [Range= 1-99] [Missing=* /7/8/9]		
Statistics [NW/ W]	[Valid=5 /-] [Invalid=3144 /-]		
Definition	Q 709		
Universe	If code 1 on Q 706		
Literal question	Was [person, i.e. your partner, your father] paid for the help?		
Interviewer's instructions	Ask 708 and 709 about all mentioned persons.		
Value	Label	Cases	Percentage
1	yes	0	
2	no	5	100.0%
7	does not know	0	
8	refusal	0	
9	no response/not applicable	0	
Sysmiss		3144	
<i>Warning: these figures indicate the number of cases found in the data file. They cannot be interpreted as summary statistics of the population of interest.</i>			
# b709_3: Was this person 3 paid for the help (W2)			
Information	[Type= discrete] [Format=numeric] [Range= 1-99] [Missing=* /7/8/9]		
Statistics [NW/ W]	[Valid=2 /-] [Invalid=3147 /-]		
Definition	Q 709		
Universe	If code 1 on Q 706		
Literal question	Was [person, i.e. your partner, your father] paid for the help?		
Interviewer's instructions	Ask 708 and 709 about all mentioned persons.		
Value	Label	Cases	Percentage
1	yes	0	
2	no	2	100.0%
7	does not know	0	
8	refusal	0	
9	no response/not applicable	0	
Sysmiss		3147	
<i>Warning: these figures indicate the number of cases found in the data file. They cannot be interpreted as summary statistics of the population of interest.</i>			
# b709_4: Was this person 4 paid for the help (W2)			
Information	[Type= discrete] [Format=numeric] [Range= 1-99] [Missing=* /7/8/9]		
Statistics [NW/ W]	[Valid=1 /-] [Invalid=3148 /-]		
Definition	Q 709		
Universe	If code 1 on Q 706		
Literal question	Was [person, i.e. your partner, your father] paid for the help?		
Interviewer's instructions	Ask 708 and 709 about all mentioned persons.		
Value	Label	Cases	Percentage
1	yes	0	

# b709_4: Was this person 4 paid for the help (W2)			
Value	Label	Cases	Percentage
2	no	1	<div><div></div></div> 100.0%
7	does not know	0	
8	refusal	0	
9	no response/not applicable	0	
Sysmiss		3148	
Warning: these figures indicate the number of cases found in the data file. They cannot be interpreted as summary statistics of the population of interest.			
# b710: Any regular help given over last 12 mnths (W2)			
Information	[Type= discrete] [Format=numeric] [Range= 1-99] [Missing=*/7/8/9]		
Statistics [NW/ W]	[Valid=3149 /-] [Invalid=0 /-]		
Definition	Q 710		
Literal question	Over the last 12 months, have you given people regular help with personal care such as eating, getting up, dressing, bathing, or using toilets? Do not include the care you may have given to small children.		
Post-question	If it is R's job to help people with personal care, consider only the help outside his/her job.		
Value	Label	Cases	Percentage
1	yes	189	<div><div></div></div> 6.0%
2	no	2960	<div><div></div></div> 94.0%
7	does not know	0	
8	refusal	0	
9	no response/not applicable	0	
Warning: these figures indicate the number of cases found in the data file. They cannot be interpreted as summary statistics of the population of interest.			
# b711_1: To whom (receiver 1) did R give help (W2)			
Information	[Type= discrete] [Format=numeric] [Range= 1-2602] [Missing=*/97/98/99]		
Statistics [NW/ W]	[Valid=189 /-] [Invalid=2960 /-]		
Definition	Q 711  - GEO: two additional items "1301 - confessor", "1302 - partner or spouse of a child". - AUS: four additional items "2401-Parent(s)", "2402-Parent(s)-in-law", "2403-Adult child (aged 15+ years)", "2404-Young child". - POL: two additional items "2601-daughter of R's partner/spouse", "2602-son of R's partner/spouse".		
Universe	If code 1 on Q 710		
Literal question	Whom have you helped?		
Interviewer's instructions	Card: List of Providers and Receivers		
Value	Label	Cases	Percentage
1	partner/spouse	34	<div><div></div></div> 18.0%
2	mother	67	<div><div></div></div> 35.4%
3	father	16	<div><div></div></div> 8.5%
4	mother of R's partner/spouse	8	<div><div></div></div> 4.2%
5	father of R's partner/spouse	1	<div><div></div></div> 0.5%
6	son	12	<div><div></div></div> 6.3%
7	daughter	5	<div><div></div></div> 2.6%
8	step-son	0	
9	step-daughter	0	
10	grandmother	10	<div><div></div></div> 5.3%
11	grandfather	6	<div><div></div></div> 3.2%
12	granddaughter	2	<div><div></div></div> 1.1%



# b711_1: To whom (receiver 1) did R give help (W2)			
Value	Label	Cases	Percentage
13	grandson	0	
14	sister	1	<div><div></div></div> 0.5%
15	brother	3	<div><div></div></div> 1.6%
16	another relative	7	<div><div></div></div> 3.7%
17	friend,acquaintance, neighbour, colleague	11	<div><div></div></div> 5.8%
18	other person	5	<div><div></div></div> 2.6%
19	an organisation or a company	1	<div><div></div></div> 0.5%
1301	confessor	0	
1302	partner or spouse of a child	0	
2401	Parent(s)	0	
2402	Parent(s)-in-law	0	
2403	Adult child (aged 15+ years)	0	
2404	Young child	0	
2601	daughter of R's partner/spouse	0	
2602	son of R's partner/spouse	0	
97	does not know	0	
98	refusal	0	
99	no response/not applicable	0	
Sysmiss		2960	
Warning: these figures indicate the number of cases found in the data file. They cannot be interpreted as summary statistics of the population of interest.			
# b711_2: To whom (receiver 2) did R give help (W2)			
Information	[Type= discrete] [Format=numeric] [Range= 1-2602] [Missing=*/97/98/99]		
Statistics [NW/ W]	[Valid=21 /-] [Invalid=3128 /-]		
Definition	Q 711  - GEO: two additional items "1301 - confessor", "1302 - partner or spouse of a child". - AUS: four additional items "2401-Parent(s)", "2402-Parent(s)-in-law", "2403-Adult child (aged 15+ years)", "2404-Young child". - POL: two additional items "2601-daughter of R's partner/spouse", "2602-son of R's partner/spouse".		
Universe	If code 1 on Q 710		
Literal question	Whom have you helped?		
Interviewer's instructions	Card: List of Providers and Receivers		
Value	Label	Cases	Percentage
1	partner/spouse	0	
2	mother	2	<div><div></div></div> 9.5%
3	father	8	<div><div></div></div> 38.1%
4	mother of R's partner/spouse	1	<div><div></div></div> 4.8%
5	father of R's partner/spouse	1	<div><div></div></div> 4.8%
6	son	0	
7	daughter	4	<div><div></div></div> 19.0%
8	step-son	0	
9	step-daughter	0	
10	grandmother	0	
11	grandfather	0	
12	granddaughter	0	

# b711_2: To whom (receiver 2) did R give help (W2)			
Value	Label	Cases	Percentage
13	grandson	0	
14	sister	1	4.8%
15	brother	0	
16	another relative	3	14.3%
17	friend,acquaintance, neighbour, colleague	0	
18	other person	1	4.8%
19	an organisation or a company	0	
1301	confessor	0	
1302	partner or spouse of a child	0	
2401	Parent(s)	0	
2402	Parent(s)-in-law	0	
2403	Adult child (aged 15+ years)	0	
2404	Young child	0	
2601	daughter of R's partner/spouse	0	
2602	son of R's partner/spouse	0	
97	does not know	0	
98	refusal	0	
99	no response/not applicable	168	
Sysmiss		2960	
Warning: these figures indicate the number of cases found in the data file. They cannot be interpreted as summary statistics of the population of interest.			
# b711_3: To whom (receiver 3) did R give help (W2)			
Information	[Type= discrete] [Format=numeric] [Range= 1-2602] [Missing=*/97/98/99]		
Statistics [NW/ W]	[Valid=4 /-] [Invalid=3145 /-]		
Definition	Q 711  - GEO: two additional items "1301 - confessor", "1302 - partner or spouse of a child". - AUS: four additional items "2401-Parent(s)", "2402-Parent(s)-in-law", "2403-Adult child (aged 15+ years)", "2404-Young child". - POL: two additional items "2601-daughter of R's partner/spouse", "2602-son of R's partner/spouse".		
Universe	If code 1 on Q 710		
Literal question	Whom have you helped?		
Interviewer's instructions	Card: List of Providers and Receivers		
Value	Label	Cases	Percentage
1	partner/spouse	0	
2	mother	0	
3	father	0	
4	mother of R's partner/spouse	0	
5	father of R's partner/spouse	2	50.0%
6	son	0	
7	daughter	0	
8	step-son	0	
9	step-daughter	0	
10	grandmother	0	
11	grandfather	0	
12	granddaughter	1	25.0%

# b711_3: To whom (receiver 3) did R give help (W2)				
Value	Label	Cases	Percentage	
13	grandson	0		
14	sister	0		
15	brother	0		
16	another relative	1		
17	friend,acquaintance, neighbour, colleague	0		
18	other person	0		
19	an organisation or a company	0		
1301	confessor	0		
1302	partner or spouse of a child	0		
2401	Parent(s)	0		
2402	Parent(s)-in-law	0		
2403	Adult child (aged 15+ years)	0		
2404	Young child	0		
2601	daughter of R's partner/spouse	0		
2602	son of R's partner/spouse	0		
97	does not know	0		
98	refusal	0		
99	no response/not applicable	185		
Sysmiss		2960		
Warning: these figures indicate the number of cases found in the data file. They cannot be interpreted as summary statistics of the population of interest.				
# b711_4: To whom (receiver 4) did R give help (W2)				
Information	[Type= discrete] [Format=numeric] [Range= 1-2602] [Missing=*/97/98/99]			
Statistics [NW/ W]	[Valid=1 /-] [Invalid=3148 /-]			
Definition	Q 711  - GEO: two additional items "1301 - confessor", "1302 - partner or spouse of a child". - AUS: four additional items "2401-Parent(s)", "2402-Parent(s)-in-law", "2403-Adult child (aged 15+ years)", "2404-Young child". - POL: two additional items "2601-daughter of R's partner/spouse", "2602-son of R's partner/spouse".			
Universe	If code 1 on Q 710			
Literal question	Whom have you helped?			
Interviewer's instructions	Card: List of Providers and Receivers			
Value	Label	Cases	Percentage	
1	partner/spouse	0		
2	mother	0		
3	father	0		
4	mother of R's partner/spouse	0		
5	father of R's partner/spouse	0		
6	son	0		
7	daughter	0		
8	step-son	0		
9	step-daughter	0		
10	grandmother	0		
11	grandfather	0		
12	granddaughter	0		

# b711_4: To whom (receiver 4) did R give help (W2)				
Value	Label	Cases	Percentage	
13	grandson	0	<div><div></div></div> 100.0%	
14	sister	0		
15	brother	0		
16	another relative	0		
17	friend,acquaintance, neighbour, colleague	0		
18	other person	1		
19	an organisation or a company	0		
1301	confessor	0		
1302	partner or spouse of a child	0		
2401	Parent(s)	0		
2402	Parent(s)-in-law	0		
2403	Adult child (aged 15+ years)	0		
2404	Young child	0		
2601	daughter of R's partner/spouse	0		
2602	son of R's partner/spouse	0		
97	does not know	0		
98	refusal	0		
99	no response/not applicable	188		
Sysmiss		2960		
Warning: these figures indicate the number of cases found in the data file. They cannot be interpreted as summary statistics of the population of interest.				
# b711_5: To whom (receiver 5) did R give help (W2)				
Information	[Type= discrete] [Format=numeric] [Range= 1-2602] [Missing=*/97/98/99]			
Statistics [NW/ W]	[Valid=0 /-] [Invalid=3149 /-]			
Definition	Q 711  - GEO: two additional items "1301 - confessor", "1302 - partner or spouse of a child". - AUS: four additional items "2401-Parent(s)", "2402-Parent(s)-in-law", "2403-Adult child (aged 15+ years)", "2404-Young child". - POL: two additional items "2601-daughter of R's partner/spouse", "2602-son of R's partner/spouse".			
Universe	If code 1 on Q 710			
Literal question	Whom have you helped?			
Interviewer's instructions	Card: List of Providers and Receivers			
Value	Label	Cases	Percentage	
1	partner/spouse	0	<div><div></div></div>	
2	mother	0		
3	father	0		
4	mother of R's partner/spouse	0		
5	father of R's partner/spouse	0		
6	son	0		
7	daughter	0		
8	step-son	0		
9	step-daughter	0		
10	grandmother	0		
11	grandfather	0		
12	granddaughter	0		

# b711_5: To whom (receiver 5) did R give help (W2)			
Value	Label	Cases	Percentage
13	grandson	0	
14	sister	0	
15	brother	0	
16	another relative	0	
17	friend,acquaintance, neighbour, colleague	0	
18	other person	0	
19	an organisation or a company	0	
1301	confessor	0	
1302	partner or spouse of a child	0	
2401	Parent(s)	0	
2402	Parent(s)-in-law	0	
2403	Adult child (aged 15+ years)	0	
2404	Young child	0	
2601	daughter of R's partner/spouse	0	
2602	son of R's partner/spouse	0	
97	does not know	0	
98	refusal	0	
99	no response/not applicable	189	
Sysmiss		2960	
Warning: these figures indicate the number of cases found in the data file. They cannot be interpreted as summary statistics of the population of interest.			
# b712_1: Does this person 1 live in the R's hh (W2)			
Information	[Type= discrete] [Format=numeric] [Range= 1-99] [Missing=*7/8/9]		
Statistics [NW/ W]	[Valid=189 /-] [Invalid=2960 /-]		
Definition	Q 712		
Universe	If code 1 on Q 710		
Literal question	Did you and this person live in the same household at that time?		
Interviewer's instructions	Ask 712 about all mentioned persons.		
Value	Label	Cases	Percentage
1	yes	95	50.3%
2	no	94	49.7%
7	does not know	0	
8	refusal	0	
9	no response/not applicable	0	
Sysmiss		2960	
Warning: these figures indicate the number of cases found in the data file. They cannot be interpreted as summary statistics of the population of interest.			
# b712_2: Does this person 2 live in the R's hh (W2)			
Information	[Type= discrete] [Format=numeric] [Range= 1-99] [Missing=*7/8/9]		
Statistics [NW/ W]	[Valid=21 /-] [Invalid=3128 /-]		
Definition	Q 712		
Universe	If code 1 on Q 710		
Literal question	Did you and this person live in the same household at that time?		
Interviewer's instructions	Ask 712 about all mentioned persons.		

### # b712\_2: Does this person 2 live in the R's hh (W2)

Value	Label	Cases	Percentage
1	yes	6	28.6%
2	no	15	71.4%
7	does not know	0	
8	refusal	0	
9	no response/not applicable	0	
Sysmiss		3128	

Warning: these figures indicate the number of cases found in the data file. They cannot be interpreted as summary statistics of the population of interest.

### # b712\_3: Does this person 3 live in the R's hh (W2)

<b>Information</b>	[Type= discrete] [Format=numeric] [Range= 1-99] [Missing=*7/8/9]
<b>Statistics [NW/ W]</b>	[Valid=4 /-] [Invalid=3145 /-]
<b>Definition</b>	Q 712
<b>Universe</b>	If code 1 on Q 710
<b>Literal question</b>	Did you and this person live in the same household at that time?
<b>Interviewer's instructions</b>	Ask 712 about all mentioned persons.

Value	Label	Cases	Percentage
1	yes	0	
2	no	4	100.0%
7	does not know	0	
8	refusal	0	
9	no response/not applicable	0	
Sysmiss		3145	

Warning: these figures indicate the number of cases found in the data file. They cannot be interpreted as summary statistics of the population of interest.

### # b712\_4: Does this person 4 live in the R's hh (W2)

<b>Information</b>	[Type= discrete] [Format=numeric] [Range= 1-99] [Missing=*7/8/9]
<b>Statistics [NW/ W]</b>	[Valid=1 /-] [Invalid=3148 /-]
<b>Definition</b>	Q 712
<b>Universe</b>	If code 1 on Q 710
<b>Literal question</b>	Did you and this person live in the same household at that time?
<b>Interviewer's instructions</b>	Ask 712 about all mentioned persons.



Value	Label	Cases	Percentage
1	yes	0	
2	no	1	100.0%
7	does not know	0	
8	refusal	0	
9	no response/not applicable	0	
Sysmiss		3148	

Warning: these figures indicate the number of cases found in the data file. They cannot be interpreted as summary statistics of the population of interest.

### # b713: Any exchange about R's personal experiences and feelings over last 12 mnths (W2)

<b>Information</b>	[Type= discrete] [Format=numeric] [Range= 1-99] [Missing=*7/8/9]
<b>Statistics [NW/ W]</b>	[Valid=3149 /-] [Invalid=0 /-]
<b>Definition</b>	Q 713
<b>Literal question</b>	Over the last 12 months, have you talked to anyone about your personal experiences and feelings?



















### # b713: Any exchange about R's personal experiences and feelings over last 12 mnths (W2)

Value	Label	Cases	Percentage
1	yes	2010	 63.8%
2	no	1139	 36.2%
7	does not know	0	
8	refusal	0	
9	no response/not applicable	0	

*Warning: these figures indicate the number of cases found in the data file. They cannot be interpreted as summary statistics of the population of interest.*

### # b714\_1: With whom (provider 1) did R talk to (W2)

<b>Information</b>	[Type= discrete] [Format=numeric] [Range= 1-2602] [Missing=*/97/98/99]
<b>Statistics [NW/ W]</b>	[Valid=2010 /-] [Invalid=1139 /-]
<b>Definition</b>	Q 714 - GEO: two additional items "1301 - confessor", "1302 - partner or spouse of a child". - POL: two additional items "2601-daughter of R's partner/spouse", "2602-son of R's partner/spouse".
<b>Universe</b>	If code 1 on Q 713
<b>Literal question</b>	Whom have you talked to?
<b>Interviewer's instructions</b>	Card: List of Providers and Receivers

Value	Label	Cases	Percentage
1	partner/spouse	1099	 54.7%
2	mother	255	 12.7%
3	father	14	 0.7%
4	mother of R's partner/spouse	4	 0.2%
5	father of R's partner/spouse	1	 0.0%
6	son	114	 5.7%
7	daughter	140	 7.0%
8	step-son	0	
9	step-daughter	1	 0.0%
10	grandmother	1	 0.0%
11	grandfather	1	 0.0%
12	granddaughter	3	 0.1%
13	grandson	1	 0.0%
14	sister	39	 1.9%
15	brother	23	 1.1%
16	another relative	23	 1.1%
17	friend,acquaintance, neighbour, colleague	259	 12.9%
18	other person	21	 1.0%
19	an organisation or a company	11	 0.5%
1301	confessor	0	
1302	partner or spouse of a child	0	
2601	daughter of R's partner/spouse	0	
2602	son of R's partner/spouse	0	
97	does not know	0	
98	refusal	0	
99	no response/not applicable	0	
Sysmiss		1139	

*Warning: these figures indicate the number of cases found in the data file. They cannot be interpreted as summary statistics of the population of interest.*

# b714_2: With whom (provider 2) did R talk to (W2)			
Information	[Type= discrete] [Format=numeric] [Range= 1-2602] [Missing=*/97/98/99]		
Statistics [NW/ W]	[Valid=1265 /-] [Invalid=1884 /-]		
Definition	Q 714 - GEO: two additional items "1301 - confessor", "1302 - partner or spouse of a child". - POL: two additional items "2601-daughter of R's partner/spouse", "2602-son of R's partner/spouse".		
Universe	If code 1 on Q 713		
Literal question	Whom have you talked to?		
Interviewer's instructions	Card: List of Providers and Receivers		
Value	Label	Cases	Percentage
1	partner/spouse	0	
2	mother	364	28.8%
3	father	125	9.9%
4	mother of R's partner/spouse	13	1.0%
5	father of R's partner/spouse	2	0.2%
6	son	166	13.1%
7	daughter	180	14.2%
8	step-son	1	0.1%
9	step-daughter	1	0.1%
10	grandmother	3	0.2%
11	grandfather	1	0.1%
12	granddaughter	13	1.0%
13	grandson	7	0.6%
14	sister	47	3.7%
15	brother	26	2.1%
16	another relative	33	2.6%
17	friend,acquaintance, neighbour, colleague	247	19.5%
18	other person	26	2.1%
19	an organisation or a company	10	0.8%
1301	confessor	0	
1302	partner or spouse of a child	0	
2601	daughter of R's partner/spouse	0	
2602	son of R's partner/spouse	0	
97	does not know	0	
98	refusal	0	
99	no response/not applicable	745	
Sysmiss		1139	
Warning: these figures indicate the number of cases found in the data file. They cannot be interpreted as summary statistics of the population of interest.			
# b714_3: With whom (provider 3) did R talk to (W2)			
Information	[Type= discrete] [Format=numeric] [Range= 1-2602] [Missing=*/97/98/99]		
Statistics [NW/ W]	[Valid=810 /-] [Invalid=2339 /-]		
Definition	Q 714 - GEO: two additional items "1301 - confessor", "1302 - partner or spouse of a child". - POL: two additional items "2601-daughter of R's partner/spouse", "2602-son of R's partner/spouse".		
Universe	If code 1 on Q 713		



# b714_3: With whom (provider 3) did R talk to (W2)			
<b>Literal question</b>		Whom have you talked to?	
<b>Interviewer's instructions</b>		Card: List of Providers and Receivers	
Value	Label	Cases	Percentage
1	partner/spouse	0	
2	mother	0	
3	father	161	19.9%
4	mother of R's partner/spouse	15	1.9%
5	father of R's partner/spouse	4	0.5%
6	son	65	8.0%
7	daughter	119	14.7%
8	step-son	2	0.2%
9	step-daughter	2	0.2%
10	grandmother	8	1.0%
11	grandfather	1	0.1%
12	granddaughter	10	1.2%
13	grandson	13	1.6%
14	sister	66	8.1%
15	brother	43	5.3%
16	another relative	54	6.7%
17	friend,acquaintance, neighbour, colleague	204	25.2%
18	other person	29	3.6%
19	an organisation or a company	14	1.7%
1301	confessor	0	
1302	partner or spouse of a child	0	
2601	daughter of R's partner/spouse	0	
2602	son of R's partner/spouse	0	
97	does not know	0	
98	refusal	0	
99	no response/not applicable	1200	
Sysmiss		1139	
Warning: these figures indicate the number of cases found in the data file. They cannot be interpreted as summary statistics of the population of interest.			
# b714_4: With whom (provider 4) did R talk to (W2)			
<b>Information</b>		[Type= discrete] [Format=numeric] [Range= 1-2602] [Missing=*/97/98/99]	
<b>Statistics [NW/ W]</b>		[Valid=450 /-] [Invalid=2699 /-]	
<b>Definition</b>		Q 714 - GEO: two additional items "1301 - confessor", "1302 - partner or spouse of a child". - POL: two additional items "2601-daughter of R's partner/spouse", "2602-son of R's partner/spouse".	
<b>Universe</b>		If code 1 on Q 713	
<b>Literal question</b>		Whom have you talked to?	
<b>Interviewer's instructions</b>		Card: List of Providers and Receivers	
Value	Label	Cases	Percentage
1	partner/spouse	0	
2	mother	0	
3	father	0	

# b714_4: With whom (provider 4) did R talk to (W2)			
Value	Label	Cases	Percentage
4	mother of R's partner/spouse	11	<div><div></div></div> 2.4%
5	father of R's partner/spouse	3	<div><div></div></div> 0.7%
6	son	41	<div><div></div></div> 9.1%
7	daughter	49	<div><div></div></div> 10.9%
8	step-son	0	
9	step-daughter	0	
10	grandmother	4	<div><div></div></div> 0.9%
11	grandfather	4	<div><div></div></div> 0.9%
12	granddaughter	3	<div><div></div></div> 0.7%
13	grandson	7	<div><div></div></div> 1.6%
14	sister	40	<div><div></div></div> 8.9%
15	brother	35	<div><div></div></div> 7.8%
16	another relative	48	<div><div></div></div> 10.7%
17	friend,acquaintance, neighbour, colleague	167	<div><div></div></div> 37.1%
18	other person	33	<div><div></div></div> 7.3%
19	an organisation or a company	5	<div><div></div></div> 1.1%
1301	confessor	0	
1302	partner or spouse of a child	0	
2601	daughter of R's partner/spouse	0	
2602	son of R's partner/spouse	0	
97	does not know	0	
98	refusal	0	
99	no response/not applicable	1560	
Sysmiss		1139	
Warning: these figures indicate the number of cases found in the data file. They cannot be interpreted as summary statistics of the population of interest.			
# b714_5: With whom (provider 5) did R talk to (W2)			
Information	[Type= discrete] [Format=numeric] [Range= 1-2602] [Missing=*/97/98/99]		
Statistics [NW/ W]	[Valid=182 /-] [Invalid=2967 /-]		
Definition	Q 714  - GEO: two additional items "1301 - confessor", "1302 - partner or spouse of a child". - POL: two additional items "2601-daughter of R's partner/spouse", "2602-son of R's partner/spouse".		
Universe	If code 1 on Q 713		
Literal question	Whom have you talked to?		
Interviewer's instructions	Card: List of Providers and Receivers		
Value	Label	Cases	Percentage
1	partner/spouse	0	
2	mother	0	
3	father	0	
4	mother of R's partner/spouse	0	
5	father of R's partner/spouse	6	<div><div></div></div> 3.3%
6	son	1	<div><div></div></div> 0.5%
7	daughter	20	<div><div></div></div> 11.0%
8	step-son	0	
9	step-daughter	0	

# b714_5: With whom (provider 5) did R talk to (W2)			
Value	Label	Cases	Percentage
10	grandmother	1	0.5%
11	grandfather	0	
12	granddaughter	0	
13	grandson	1	0.5%
14	sister	9	4.9%
15	brother	14	7.7%
16	another relative	13	7.1%
17	friend,acquaintance, neighbour, colleague	86	47.3%
18	other person	26	14.3%
19	an organisation or a company	5	2.7%
1301	confessor	0	
1302	partner or spouse of a child	0	
2601	daughter of R's partner/spouse	0	
2602	son of R's partner/spouse	0	
97	does not know	0	
98	refusal	0	
99	no response/not applicable	1828	
Sysmiss		1139	
Warning: these figures indicate the number of cases found in the data file. They cannot be interpreted as summary statistics of the population of interest.			
# b715_1: Does this person 1 live in the R's hh (W2)			
Information	[Type= discrete] [Format=numeric] [Range= 1-99] [Missing=*/7/8/9]		
Statistics [NW/ W]	[Valid=2010 /-] [Invalid=1139 /-]		
Definition	Q 715		
Universe	If code 1 on Q 713		
Literal question	Did you and this person live in the same household at that time?		
Interviewer's instructions	Ask 715 about all mentioned persons.		
Value	Label	Cases	Percentage
1	yes	1136	56.5%
2	no	874	43.5%
7	does not know	0	
8	refusal	0	
9	no response/not applicable	0	
Sysmiss		1139	
Warning: these figures indicate the number of cases found in the data file. They cannot be interpreted as summary statistics of the population of interest.			
# b715_2: Does this person 2 live in the R's hh (W2)			
Information	[Type= discrete] [Format=numeric] [Range= 1-99] [Missing=*/7/8/9]		
Statistics [NW/ W]	[Valid=1265 /-] [Invalid=1884 /-]		
Definition	Q 715		
Universe	If code 1 on Q 713		
Literal question	Did you and this person live in the same household at that time?		
Interviewer's instructions	Ask 715 about all mentioned persons.		

### # b715\_2: Does this person 2 live in the R's hh (W2)

Value	Label	Cases	Percentage
1	yes	195	15.4%
2	no	1070	84.6%
7	does not know	0	
8	refusal	0	
9	no response/not applicable	0	
Sysmiss		1884	

Warning: these figures indicate the number of cases found in the data file. They cannot be interpreted as summary statistics of the population of interest.

### # b715\_3: Does this person 3 live in the R's hh (W2)

<b>Information</b>	[Type= discrete] [Format=numeric] [Range= 1-99] [Missing=*7/8/9]
<b>Statistics [NW/ W]</b>	[Valid=810 /-] [Invalid=2339 /-]
<b>Definition</b>	Q 715
<b>Universe</b>	If code 1 on Q 713
<b>Literal question</b>	Did you and this person live in the same household at that time?
<b>Interviewer's instructions</b>	Ask 715 about all mentioned persons.

Value	Label	Cases	Percentage
1	yes	130	16.0%
2	no	680	84.0%
7	does not know	0	
8	refusal	0	
9	no response/not applicable	0	
Sysmiss		2339	

Warning: these figures indicate the number of cases found in the data file. They cannot be interpreted as summary statistics of the population of interest.

### # b715\_4: Does this person 4 live in the R's hh (W2)

<b>Information</b>	[Type= discrete] [Format=numeric] [Range= 1-99] [Missing=*7/8/9]
<b>Statistics [NW/ W]</b>	[Valid=450 /-] [Invalid=2699 /-]
<b>Definition</b>	Q 715
<b>Universe</b>	If code 1 on Q 713
<b>Literal question</b>	Did you and this person live in the same household at that time?
<b>Interviewer's instructions</b>	Ask 715 about all mentioned persons.

Value	Label	Cases	Percentage
1	yes	91	20.2%
2	no	359	79.8%
7	does not know	0	
8	refusal	0	
9	no response/not applicable	0	
Sysmiss		2699	

Warning: these figures indicate the number of cases found in the data file. They cannot be interpreted as summary statistics of the population of interest.

### # b715\_5: Does this person 5 live in the R's hh (W2)

<b>Information</b>	[Type= discrete] [Format=numeric] [Range= 1-99] [Missing=*7/8/9]
<b>Statistics [NW/ W]</b>	[Valid=182 /-] [Invalid=2967 /-]
<b>Definition</b>	Q 715
<b>Universe</b>	If code 1 on Q 713

# b715_5: Does this person 5 live in the R's hh (W2)			
<b>Literal question</b>		Did you and this person live in the same household at that time?	
<b>Interviewer's instructions</b>		Ask 715 about all mentioned persons.	
Value	Label	Cases	Percentage
1	yes	21	<div><div></div></div> 11.5%
2	no	161	<div><div></div></div> 88.5%
7	does not know	0	
8	refusal	0	
9	no response/not applicable	0	
Sysmiss		2967	
<i>Warning: these figures indicate the number of cases found in the data file. They cannot be interpreted as summary statistics of the population of interest.</i>			
# b716: Any exchange about anyone's personal experiences and feelings over last 12 mnths (W2)			
<b>Information</b>		[Type= discrete] [Format=numeric] [Range= 1-99] [Missing=*/7/8/9]	
<b>Statistics [NW/ W]</b>		[Valid=3149 /-] [Invalid=0 /-]	
<b>Definition</b>		Q 716	
<b>Literal question</b>		Over the last 12 months, has anyone talked to you about his/her personal experiences and feelings?	
<b>Post-question</b>		If it is R's job to listen to other people's problems, consider only the help outside his/her job.	
Value	Label	Cases	Percentage
1	yes	2030	<div><div></div></div> 64.5%
2	no	1119	<div><div></div></div> 35.5%
7	does not know	0	
8	refusal	0	
9	no response/not applicable	0	
<i>Warning: these figures indicate the number of cases found in the data file. They cannot be interpreted as summary statistics of the population of interest.</i>			
# b717_1: With whom (receiver 1) did R talk to (W2)			
<b>Information</b>		[Type= discrete] [Format=numeric] [Range= 1-2602] [Missing=*/97/98/99]	
<b>Statistics [NW/ W]</b>		[Valid=2030 /-] [Invalid=1119 /-]	
<b>Definition</b>		Q 717 - GEO: two additional items "1301 - confessor", "1302 - partner or spouse of a child". - POL: two additional items "2601-daughter of R's partner/spouse", "2602-son of R's partner/spouse".	
<b>Universe</b>		If code 1 on Q 716	
<b>Literal question</b>		Who was it?	
<b>Interviewer's instructions</b>		Card: List of Providers and Receivers	
Value	Label	Cases	Percentage
1	partner/spouse	1082	<div><div></div></div> 53.3%
2	mother	260	<div><div></div></div> 12.8%
3	father	11	<div><div></div></div> 0.5%
4	mother of R's partner/spouse	5	<div><div></div></div> 0.2%
5	father of R's partner/spouse	1	<div><div></div></div> 0.0%
6	son	128	<div><div></div></div> 6.3%
7	daughter	132	<div><div></div></div> 6.5%
8	step-son	0	
9	step-daughter	2	<div><div></div></div> 0.1%
10	grandmother	3	<div><div></div></div> 0.1%

# b717_1: With whom (receiver 1) did R talk to (W2)			
Value	Label	Cases	Percentage
11	grandfather	1	0.0%
12	granddaughter	3	0.1%
13	grandson	1	0.0%
14	sister	41	2.0%
15	brother	19	0.9%
16	another relative	20	1.0%
17	friend,acquaintance, neighbour, colleague	294	14.5%
18	other person	25	1.2%
19	an organisation or a company	2	0.1%
1301	confessor	0	
1302	partner or spouse of a child	0	
2601	daughter of R's partner/spouse	0	
2602	son of R's partner/spouse	0	
97	does not know	0	
98	refusal	0	
99	no response/not applicable	0	
Sysmiss		1119	
Warning: these figures indicate the number of cases found in the data file. They cannot be interpreted as summary statistics of the population of interest.			
# b717_2: With whom (receiver 2) did R talk to (W2)			
Information	[Type= discrete] [Format=numeric] [Range= 1-2602] [Missing=*/97/98/99]		
Statistics [NW/ W]	[Valid=1302 /-] [Invalid=1847 /-]		
Definition	Q 717  - GEO: two additional items "1301 - confessor", "1302 - partner or spouse of a child". - POL: two additional items "2601-daughter of R's partner/spouse", "2602-son of R's partner/spouse".		
Universe	If code 1 on Q 716		
Literal question	Who was it?		
Interviewer's instructions	Card: List of Providers and Receivers		
Value	Label	Cases	Percentage
1	partner/spouse	0	
2	mother	391	30.0%
3	father	132	10.1%
4	mother of R's partner/spouse	13	1.0%
5	father of R's partner/spouse	3	0.2%
6	son	177	13.6%
7	daughter	177	13.6%
8	step-son	1	0.1%
9	step-daughter	4	0.3%
10	grandmother	6	0.5%
11	grandfather	0	
12	granddaughter	23	1.8%
13	grandson	6	0.5%
14	sister	48	3.7%
15	brother	30	2.3%
16	another relative	22	1.7%

# b717_2: With whom (receiver 2) did R talk to (W2)			
Value	Label	Cases	Percentage
17	friend,acquaintance, neighbour, colleague	240	<div></div> 18.4%
18	other person	27	<div></div> 2.1%
19	an organisation or a company	2	<div></div> 0.2%
1301	confessor	0	
1302	partner or spouse of a child	0	
2601	daughter of R's partner/spouse	0	
2602	son of R's partner/spouse	0	
97	does not know	0	
98	refusal	0	
99	no response/not applicable	728	
Sysmiss		1119	
Warning: these figures indicate the number of cases found in the data file. They cannot be interpreted as summary statistics of the population of interest.			
# b717_3: With whom (receiver 3) did R talk to (W2)			
Information	[Type= discrete] [Format=numeric] [Range= 1-2602] [Missing=*/97/98/99]		
Statistics [NW/ W]	[Valid=867 /-] [Invalid=2282 /-]		
Definition	Q 717  - GEO: two additional items "1301 - confessor", "1302 - partner or spouse of a child". - POL: two additional items "2601-daughter of R's partner/spouse", "2602-son of R's partner/spouse".		
Universe	If code 1 on Q 716		
Literal question	Who was it?		
Interviewer's instructions	Card: List of Providers and Receivers		
Value	Label	Cases	Percentage
1	partner/spouse	0	
2	mother	0	
3	father	172	<div></div> 19.8%
4	mother of R's partner/spouse	16	<div></div> 1.8%
5	father of R's partner/spouse	2	<div></div> 0.2%
6	son	82	<div></div> 9.5%
7	daughter	138	<div></div> 15.9%
8	step-son	2	<div></div> 0.2%
9	step-daughter	5	<div></div> 0.6%
10	grandmother	13	<div></div> 1.5%
11	grandfather	3	<div></div> 0.3%
12	granddaughter	12	<div></div> 1.4%
13	grandson	18	<div></div> 2.1%
14	sister	69	<div></div> 8.0%
15	brother	50	<div></div> 5.8%
16	another relative	48	<div></div> 5.5%
17	friend,acquaintance, neighbour, colleague	201	<div></div> 23.2%
18	other person	31	<div></div> 3.6%
19	an organisation or a company	5	<div></div> 0.6%
1301	confessor	0	
1302	partner or spouse of a child	0	
2601	daughter of R's partner/spouse	0	

# b717_3: With whom (receiver 3) did R talk to (W2)			
Value	Label	Cases	Percentage
2602	son of R's partner/spouse	0	
97	does not know	0	
98	refusal	0	
99	no response/not applicable	1163	
Sysmiss		1119	
Warning: these figures indicate the number of cases found in the data file. They cannot be interpreted as summary statistics of the population of interest.			
# b717_4: With whom (receiver 4) did R talk to (W2)			
Information	[Type= discrete] [Format=numeric] [Range= 1-2602] [Missing=*/97/98/99]		
Statistics [NW/ W]	[Valid=516 /-] [Invalid=2633 /-]		
Definition	Q 717  - GEO: two additional items "1301 - confessor", "1302 - partner or spouse of a child". - POL: two additional items "2601-daughter of R's partner/spouse", "2602-son of R's partner/spouse".		
Universe	If code 1 on Q 716		
Literal question	Who was it?		
Interviewer's instructions	Card: List of Providers and Receivers		
Value	Label	Cases	Percentage
1	partner/spouse	0	
2	mother	0	
3	father	0	
4	mother of R's partner/spouse	10	1.9%
5	father of R's partner/spouse	2	0.4%
6	son	49	9.5%
7	daughter	58	11.2%
8	step-son	1	0.2%
9	step-daughter	1	0.2%
10	grandmother	7	1.4%
11	grandfather	4	0.8%
12	granddaughter	9	1.7%
13	grandson	6	1.2%
14	sister	50	9.7%
15	brother	43	8.3%
16	another relative	53	10.3%
17	friend,acquaintance, neighbour, colleague	179	34.7%
18	other person	43	8.3%
19	an organisation or a company	1	0.2%
1301	confessor	0	
1302	partner or spouse of a child	0	
2601	daughter of R's partner/spouse	0	
2602	son of R's partner/spouse	0	
97	does not know	0	
98	refusal	0	
99	no response/not applicable	1514	
Sysmiss		1119	
Warning: these figures indicate the number of cases found in the data file. They cannot be interpreted as summary statistics of the population of interest.			



# b717_5: With whom (receiver 5) did R talk to (W2)			
Information	[Type= discrete] [Format=numeric] [Range= 1-2602] [Missing=*/97/98/99]		
Statistics [NW/ W]	[Valid=231 /-] [Invalid=2918 /-]		
Definition	Q 717 - GEO: two additional items "1301 - confessor", "1302 - partner or spouse of a child". - POL: two additional items "2601-daughter of R's partner/spouse", "2602-son of R's partner/spouse".		
Universe	If code 1 on Q 716		
Literal question	Who was it?		
Interviewer's instructions	Card: List of Providers and Receivers		
Value	Label	Cases	Percentage
1	partner/spouse	0	
2	mother	0	
3	father	0	
4	mother of R's partner/spouse	0	
5	father of R's partner/spouse	5	2.2%
6	son	1	0.4%
7	daughter	24	10.4%
8	step-son	0	
9	step-daughter	2	0.9%
10	grandmother	1	0.4%
11	grandfather	0	
12	granddaughter	1	0.4%
13	grandson	4	1.7%
14	sister	12	5.2%
15	brother	15	6.5%
16	another relative	18	7.8%
17	friend,acquaintance, neighbour, colleague	115	49.8%
18	other person	30	13.0%
19	an organisation or a company	3	1.3%
1301	confessor	0	
1302	partner or spouse of a child	0	
2601	daughter of R's partner/spouse	0	
2602	son of R's partner/spouse	0	
97	does not know	0	
98	refusal	0	
99	no response/not applicable	1799	
Sysmiss		1119	
Warning: these figures indicate the number of cases found in the data file. They cannot be interpreted as summary statistics of the population of interest.			
# b718_1: Does this person 1 live in the R's hh (W2)			
Information	[Type= discrete] [Format=numeric] [Range= 1-99] [Missing=*/7/8/9]		
Statistics [NW/ W]	[Valid=2030 /-] [Invalid=1119 /-]		
Definition	Q 718		
Universe	If code 1 on Q 716		
Literal question	Did you and this person live in the same household at that time?		
Interviewer's instructions	Ask 718 about all mentioned persons.		

# b718_1: Does this person 1 live in the R's hh (W2)			
Value	Label	Cases	Percentage
1	yes	1139	<div><div></div></div> 56.1%
2	no	891	<div><div></div></div> 43.9%
7	does not know	0	
8	refusal	0	
9	no response/not applicable	0	
Sysmiss		1119	
Warning: these figures indicate the number of cases found in the data file. They cannot be interpreted as summary statistics of the population of interest.			
# b718_2: Does this person 2 live in the R's hh (W2)			
Information	[Type= discrete] [Format=numeric] [Range= 1-99] [Missing=*7/8/9]		
Statistics [NW/ W]	[Valid=1302 /-] [Invalid=1847 /-]		
Definition	Q 718		
Universe	If code 1 on Q 716		
Literal question	Did you and this person live in the same household at that time?		
Interviewer's instructions	Ask 718 about all mentioned persons.		
Value	Label	Cases	Percentage
1	yes	224	<div><div></div></div> 17.2%
2	no	1078	<div><div></div></div> 82.8%
7	does not know	0	
8	refusal	0	
9	no response/not applicable	0	
Sysmiss		1847	
Warning: these figures indicate the number of cases found in the data file. They cannot be interpreted as summary statistics of the population of interest.			
# b718_3: Does this person 3 live in the R's hh (W2)			
Information	[Type= discrete] [Format=numeric] [Range= 1-99] [Missing=*7/8/9]		
Statistics [NW/ W]	[Valid=867 /-] [Invalid=2282 /-]		
Definition	Q 718		
Universe	If code 1 on Q 716		
Literal question	Did you and this person live in the same household at that time?		
Interviewer's instructions	Ask 718 about all mentioned persons.		
Value	Label	Cases	Percentage
1	yes	165	<div><div></div></div> 19.0%
2	no	702	<div><div></div></div> 81.0%
7	does not know	0	
8	refusal	0	
9	no response/not applicable	0	
Sysmiss		2282	
Warning: these figures indicate the number of cases found in the data file. They cannot be interpreted as summary statistics of the population of interest.			
# b718_4: Does this person 4 live in the R's hh (W2)			
Information	[Type= discrete] [Format=numeric] [Range= 1-99] [Missing=*7/8/9]		
Statistics [NW/ W]	[Valid=516 /-] [Invalid=2633 /-]		
Definition	Q 718		
Universe	If code 1 on Q 716		

# b718_4: Does this person 4 live in the R's hh (W2)			
<b>Literal question</b>		Did you and this person live in the same household at that time?	
<b>Interviewer's instructions</b>		Ask 718 about all mentioned persons.	
Value	Label	Cases	Percentage
1	yes	113	<div><div></div></div> 21.9%
2	no	403	<div><div></div></div> 78.1%
7	does not know	0	
8	refusal	0	
9	no response/not applicable	0	
Sysmiss		2633	
<i>Warning: these figures indicate the number of cases found in the data file. They cannot be interpreted as summary statistics of the population of interest.</i>			
# b718_5: Does this person 5 live in the R's hh (W2)			
<b>Information</b>		[Type= discrete] [Format=numeric] [Range= 1-99] [Missing=*/7/8/9]	
<b>Statistics [NW/ W]</b>		[Valid=231 /-] [Invalid=2918 /-]	
<b>Definition</b>		Q 718	
<b>Universe</b>		If code 1 on Q 716	
<b>Literal question</b>		Did you and this person live in the same household at that time?	
<b>Interviewer's instructions</b>		Ask 718 about all mentioned persons.	
Value	Label	Cases	Percentage
1	yes	27	<div><div></div></div> 11.7%
2	no	204	<div><div></div></div> 88.3%
7	does not know	0	
8	refusal	0	
9	no response/not applicable	0	
Sysmiss		2918	
<i>Warning: these figures indicate the number of cases found in the data file. They cannot be interpreted as summary statistics of the population of interest.</i>			
# b720_a: Statements life experience: Plenty of people I can lean on in case of trouble (W2)			
<b>Information</b>		[Type= discrete] [Format=numeric] [Range= 1-4] [Missing=*/7/8/9]	
<b>Statistics [NW/ W]</b>		[Valid=3149 /-] [Invalid=0 /-]	
<b>Definition</b>		Q 719.a	
<b>Pre-question</b>		I am going to read out six statements about your current experiences. Please indicate for each of them to what extent they have applied to you recently. Card 719	
<b>Literal question</b>		There are plenty of people that I can lean on in case of trouble	
Value	Label	Cases	Percentage
1	yes	1445	<div><div></div></div> 45.9%
2	more or less	1373	<div><div></div></div> 43.6%
3	no	331	<div><div></div></div> 10.5%
4	not at all true	0	
7	does not know	0	
8	refusal	0	
9	no response/not applicable	0	
<i>Warning: these figures indicate the number of cases found in the data file. They cannot be interpreted as summary statistics of the population of interest.</i>			
# b720_b: Statements life experience: I experience a general sense of emptiness (W2)			
<b>Information</b>		[Type= discrete] [Format=numeric] [Range= 1-4] [Missing=*/7/8/9]	

# b720_b: Statements life experience: I experience a general sense of emptiness (W2)			
Statistics [NW/ W]	[Valid=3149 /-] [Invalid=0 /-]		
Definition	Q 719.b		
Pre-question	I am going to read out six statements about your current experiences. Please indicate for each of them to what extent they have applied to you recently. Card 719		
Literal question	I experience a general sense of emptiness		
Value	Label	Cases	Percentage
1	yes	251	<div><div></div></div> 8.0%
2	more or less	769	<div><div></div></div> 24.4%
3	no	2129	<div><div></div></div> 67.6%
4	not at all true	0	
7	does not know	0	
8	refusal	0	
9	no response/not applicable	0	
Warning: these figures indicate the number of cases found in the data file. They cannot be interpreted as summary statistics of the population of interest.			
# b720_c: Statements life experience: I miss having people around (W2)			
Information	[Type= discrete] [Format=numeric] [Range= 1-4] [Missing=*/7/8/9]		
Statistics [NW/ W]	[Valid=3149 /-] [Invalid=0 /-]		
Definition	Q 719.c		
Pre-question	I am going to read out six statements about your current experiences. Please indicate for each of them to what extent they have applied to you recently. Card 719		
Literal question	I miss having people around		
Value	Label	Cases	Percentage
1	yes	227	<div><div></div></div> 7.2%
2	more or less	541	<div><div></div></div> 17.2%
3	no	2381	<div><div></div></div> 75.6%
4	not at all true	0	
7	does not know	0	
8	refusal	0	
9	no response/not applicable	0	
Warning: these figures indicate the number of cases found in the data file. They cannot be interpreted as summary statistics of the population of interest.			
# b720_d: Statements life experience: There are many people that I can count on completely (W2)			
Information	[Type= discrete] [Format=numeric] [Range= 1-4] [Missing=*/7/8/9]		
Statistics [NW/ W]	[Valid=3149 /-] [Invalid=0 /-]		
Definition	Q 719.d		
Pre-question	I am going to read out six statements about your current experiences. Please indicate for each of them to what extent they have applied to you recently. Card 719		
Literal question	There are many people that I can count on completely		
Value	Label	Cases	Percentage
1	yes	1224	<div><div></div></div> 38.9%
2	more or less	1480	<div><div></div></div> 47.0%
3	no	445	<div><div></div></div> 14.1%
4	not at all true	0	
7	does not know	0	
8	refusal	0	

# b720_d: Statements life experience: There are many people that I can count on completely (W2)			
Value	Label	Cases	Percentage
9	no response/not applicable	0	
<i>Warning: these figures indicate the number of cases found in the data file. They cannot be interpreted as summary statistics of the population of interest.</i>			
# b720_e: Statements life experience: Often, I feel rejected (W2)			
Information	[Type= discrete] [Format=numeric] [Range= 1-4] [Missing=*/7/8/9]		
Statistics [NW/ W]	[Valid=3149 /-] [Invalid=0 /-]		
Definition	Q 719.e		
Pre-question	I am going to read out six statements about your current experiences. Please indicate for each of them to what extent they have applied to you recently. Card 719		
Literal question	Often, I feel rejected		
Value	Label	Cases	Percentage
1	yes	192	<div><div></div></div> 6.1%
2	more or less	566	<div><div></div></div> 18.0%
3	no	2391	<div><div></div></div> 75.9%
4	not at all true	0	
7	does not know	0	
8	refusal	0	
9	no response/not applicable	0	
<i>Warning: these figures indicate the number of cases found in the data file. They cannot be interpreted as summary statistics of the population of interest.</i>			
# b720_f: Statements life experience: There are enough people that I feel close to (W2)			
Information	[Type= discrete] [Format=numeric] [Range= 1-4] [Missing=*/7/8/9]		
Statistics [NW/ W]	[Valid=3149 /-] [Invalid=0 /-]		
Definition	Q 719.f		
Pre-question	I am going to read out six statements about your current experiences. Please indicate for each of them to what extent they have applied to you recently. Card 719		
Literal question	There are enough people that I feel close to		
Value	Label	Cases	Percentage
1	yes	1700	<div><div></div></div> 54.0%
2	more or less	1211	<div><div></div></div> 38.5%
3	no	238	<div><div></div></div> 7.6%
4	not at all true	0	
7	does not know	0	
8	refusal	0	
9	no response/not applicable	0	
<i>Warning: these figures indicate the number of cases found in the data file. They cannot be interpreted as summary statistics of the population of interest.</i>			
# b721_a: Experience R prev. week: I felt I could not shake off the blues			
Information	[Type= discrete] [Format=numeric] [Range= 1-4] [Missing=*/7/8/9]		
Statistics [NW/ W]	[Valid=3149 /-] [Invalid=0 /-]		
Definition	Q 720.a		
Pre-question	Please tell me how frequently did you experience the next items during the previous week. Card 720		
Literal question	I felt that I could not shake off the blues even with help from my family or friends		
Value	Label	Cases	Percentage
1	seldom or never	2253	<div><div></div></div> 71.5%

# b721_a: Experience R prev. week: I felt I could not shake off the blues			
Value	Label	Cases	Percentage
2	sometimes	726	<div><div></div></div> 23.1%
3	often	135	<div><div></div></div> 4.3%
4	most of the time	35	<div><div></div></div> 1.1%
7	does not know	0	
8	refusal	0	
9	no response/not applicable	0	
Warning: these figures indicate the number of cases found in the data file. They cannot be interpreted as summary statistics of the population of interest.			
# b721_b: Experience R prev. week: I felt depressed			
Information	[Type= discrete] [Format=numeric] [Range= 1-4] [Missing=*/7/8/9]		
Statistics [NW/ W]	[Valid=3149 /-] [Invalid=0 /-]		
Definition	Q 720.b		
Pre-question	Please tell me how frequently did you experience the next items during the previous week. Card 720		
Value	Label	Cases	Percentage
1	seldom or never	2366	<div><div></div></div> 75.1%
2	sometimes	622	<div><div></div></div> 19.8%
3	often	131	<div><div></div></div> 4.2%
4	most of the time	30	<div><div></div></div> 1.0%
7	does not know	0	
8	refusal	0	
9	no response/not applicable	0	
Warning: these figures indicate the number of cases found in the data file. They cannot be interpreted as summary statistics of the population of interest.			
# b721_c: Experience R prev. week: I thought my life had been a failure			
Information	[Type= discrete] [Format=numeric] [Range= 1-4] [Missing=*/7/8/9]		
Statistics [NW/ W]	[Valid=3149 /-] [Invalid=0 /-]		
Definition	Q 720.c		
Pre-question	Please tell me how frequently did you experience the next items during the previous week. Card 720		
Literal question	I thought my life had been a failure		
Value	Label	Cases	Percentage
1	seldom or never	2250	<div><div></div></div> 71.5%
2	sometimes	702	<div><div></div></div> 22.3%
3	often	156	<div><div></div></div> 5.0%
4	most of the time	41	<div><div></div></div> 1.3%
7	does not know	0	
8	refusal	0	
9	no response/not applicable	0	
Warning: these figures indicate the number of cases found in the data file. They cannot be interpreted as summary statistics of the population of interest.			
# b721_d: Experience R prev. week: I felt fearful			
Information	[Type= discrete] [Format=numeric] [Range= 1-4] [Missing=*/7/8/9]		
Statistics [NW/ W]	[Valid=3149 /-] [Invalid=0 /-]		
Definition	Q 720.d		
Pre-question	Please tell me how frequently did you experience the next items during the previous week. Card 720		
Literal question	I felt fearful		

# b721_d: Experience R prev. week: I felt fearful			
Value	Label	Cases	Percentage
1	seldom or never	2156	<div><div></div></div> 68.5%
2	sometimes	816	<div><div></div></div> 25.9%
3	often	148	<div><div></div></div> 4.7%
4	most of the time	29	<div><div></div></div> 0.9%
7	does not know	0	
8	refusal	0	
9	no response/not applicable	0	
Warning: these figures indicate the number of cases found in the data file. They cannot be interpreted as summary statistics of the population of interest.			
# b721_e: Experience R prev. week: I felt lonely			
Information	[Type= discrete] [Format=numeric] [Range= 1-4] [Missing=* /7/8/9]		
Statistics [NW/ W]	[Valid=3149 /-] [Invalid=0 /-]		
Definition	Q 720.e		
Pre-question	Please tell me how frequently did you experience the next items during the previous week. Card 720		
Literal question	I felt lonely		
Value	Label	Cases	Percentage
1	seldom or never	2045	<div><div></div></div> 64.9%
2	sometimes	869	<div><div></div></div> 27.6%
3	often	192	<div><div></div></div> 6.1%
4	most of the time	43	<div><div></div></div> 1.4%
7	does not know	0	
8	refusal	0	
9	no response/not applicable	0	
Warning: these figures indicate the number of cases found in the data file. They cannot be interpreted as summary statistics of the population of interest.			
# b721_f: Experience R prev. week: I had crying spells			
Information	[Type= discrete] [Format=numeric] [Range= 1-4] [Missing=* /7/8/9]		
Statistics [NW/ W]	[Valid=3149 /-] [Invalid=0 /-]		
Definition	Q 720.f		
Pre-question	Please tell me how frequently did you experience the next items during the previous week. Card 720		
Literal question	I had crying spells		
Value	Label	Cases	Percentage
1	seldom or never	2131	<div><div></div></div> 67.7%
2	sometimes	832	<div><div></div></div> 26.4%
3	often	154	<div><div></div></div> 4.9%
4	most of the time	32	<div><div></div></div> 1.0%
7	does not know	0	
8	refusal	0	
9	no response/not applicable	0	
Warning: these figures indicate the number of cases found in the data file. They cannot be interpreted as summary statistics of the population of interest.			









# b721_g: Experience R prev. week: I felt sad			
Information	[Type= discrete] [Format=numeric] [Range= 1-4] [Missing=*/7/8/9]		
Statistics [NW/ W]	[Valid=3149 /-] [Invalid=0 /-]		
Definition	Q 720.g		
Pre-question	Please tell me how frequently did you experience the next items during the previous week. Card 720		
Literal question	I felt sad		
Value	Label	Cases	Percentage
1	seldom or never	1704	54.1%
2	sometimes	1211	38.5%
3	often	189	6.0%
4	most of the time	45	1.4%
7	does not know	0	
8	refusal	0	
9	no response/not applicable	0	
Warning: these figures indicate the number of cases found in the data file. They cannot be interpreted as summary statistics of the population of interest.			
# b801: Current activity status (W2)			
Information	[Type= discrete] [Format=numeric] [Range= 1-2601] [Missing=*/97/98/99]		
Statistics [NW/ W]	[Valid=3149 /-] [Invalid=0 /-]		
Definition	Q 901  Country-specific additional values: - DEU: "1401-maternity/parental leave", "1402-employed or self-employed". - FRA: "1501-in apprenticeship or paid training", "1502-employed or self-employed". - GEO: "1301-on maternity leave, parental leave or child-care leave". - POL: "2601-maternity leave".		
Literal question	Now I would like to ask you some questions about your present work and daily activities. [Interviewer Instruction: Look up the answer to 104, code it below, and follow the corresponding route to further questions.]		
Post-question	Look up the answer to Q 104, code it below, and follow the corresponding route to further questions.		
Notes	In this part, separate parallel sections are printed for Rs at different activity status.		
Value	Label	Cases	Percentage
1	student, in school, in vocational training	111	3.5%
2	employed	1485	47.2%
3	self-employed	189	6.0%
4	helping family member in a family business or farm	2	0.1%
5	unemployed	108	3.4%
6	retired	931	29.6%
7	in military or social service	0	
8	homemaker	16	0.5%
9	maternity leave	76	2.4%
10	parental leave, care leave	26	0.8%
11	ill or disabled for a long time or permanently	187	5.9%
12	other status	18	0.6%
1301	on maternity leave, parental leave or child-care leave	0	
1401	maternity/parental leave	0	
1402	employed or self-employed	0	
1501	in apprenticeship or paid training	0	
1502	employed or self-employed	0	
















# b801: Current activity status (W2)			
Value	Label	Cases	Percentage
2601	maternity leave	0	
97	does not know	0	
98	refusal	0	
99	no response/not applicable	0	
<i>Warning: these figures indicate the number of cases found in the data file. They cannot be interpreted as summary statistics of the population of interest.</i>			
# b802: R on maternity, parental leave or childcare leave			
Information	[Type= discrete] [Format=numeric] [Range= 1-1502] [Missing=*/7/8/9]		
Statistics [NW/ W]	[Valid=26 /-] [Invalid=3123 /-]		
Definition	Q 902  - DEU, one additional value: "1401 - maternity leave".		
Universe	If code 10 on Q 901		
Literal question	Are you on parental leave or on childcare leave?		
Value	Label	Cases	Percentage
1	parental leave	13	<div></div> 50.0%
2	childcare leave	13	<div></div> 50.0%
1401	maternity leave	0	
7	does not know	0	
8	refusal	0	
9	no response/not applicable	0	
Sysmiss		3123	
<i>Warning: these figures indicate the number of cases found in the data file. They cannot be interpreted as summary statistics of the population of interest.</i>			
# b804: How satisfied with leave (see satisfaction scale)			
Information	[Type= discrete] [Format=numeric] [Range= 0-1804] [Missing=*/97/98/99]		
Statistics [NW/ W]	[Valid=102 /-] [Invalid=3047 /-]		
Definition	Q 903		
Universe	If code 9 or 10 on Q 901		
Pre-question	Card 120: Satisfaction Scale		
Literal question	How satisfied are you with being on maternity/parental/childcare leave? Please use this card and tell me the value on the scale.		
Value	Label	Cases	Percentage
0	0=not at all satisfied	1	<div></div> 1.0%
2		1	<div></div> 1.0%
3		2	<div></div> 2.0%
4		2	<div></div> 2.0%
5		5	<div></div> 4.9%
6		4	<div></div> 3.9%
7		15	<div></div> 14.7%
8		15	<div></div> 14.7%
9		23	<div></div> 22.5%
10	10=completely satisfied	34	<div></div> 33.3%
97	does not know	0	
98	refusal	0	
99	no response/not applicable	0	

# b804: How satisfied with leave (see satisfaction scale)			
Value	Label	Cases	Percentage
Sysmiss		3047	
Warning: these figures indicate the number of cases found in the data file. They cannot be interpreted as summary statistics of the population of interest.			
# b805b: Full-time or part-time leave			
Information	[Type= discrete] [Format=numeric] [Range= 1-1804] [Missing=* /7/8/9]		
Statistics [NW/ W]	[Valid=0 /-] [Invalid=3149 /-]		
Definition	Q 904.b		
Universe	If code 9 or 10 on Q 901		
Literal question	Is your leave full-time or part-time?		
Value	Label	Cases	Percentage
1	full-time	0	
2	part-time	0	
3	both (it changed meanwhile)	0	
7	does not know	0	
8	refusal	0	
9	no response/not applicable	102	
Sysmiss		3047	
Warning: these figures indicate the number of cases found in the data file. They cannot be interpreted as summary statistics of the population of interest.			
# b806: Opportunity of resume work after parental leave			
Information	[Type= discrete] [Format=numeric] [Range= 1-99] [Missing=* /7/8/9]		
Statistics [NW/ W]	[Valid=102 /-] [Invalid=3047 /-]		
Definition	Q 905		
Universe	If code 9 or 10 on Q 901		
Literal question	Do you have the opportunity to resume your work after your maternity/parental/childcare leave has ended?		
Value	Label	Cases	Percentage
1	yes	63	61.8%
2	no	39	38.2%
7	does not know	0	
8	refusal	0	
9	no response/not applicable	0	
Sysmiss		3047	
Warning: these figures indicate the number of cases found in the data file. They cannot be interpreted as summary statistics of the population of interest.			
# b807a: Intention to resume work after leave			
Information	[Type= discrete] [Format=numeric] [Range= 1-1802] [Missing=* /7/8/9]		
Statistics [NW/ W]	[Valid=63 /-] [Invalid=3086 /-]		
Definition	Q 906.a		
Universe	If code 1 on Q 905		
Literal question	Do you intend to resume your work after your leave has ended?		
Value	Label	Cases	Percentage
1	definitely not	2	3.2%
2	probably not	7	11.1%
3	probably yes	24	38.1%
4	definitely yes	30	47.6%

# b807a: Intention to resume work after leave			
Value	Label	Cases	Percentage
7	does not know	0	
8	refusal	0	
9	no response/not applicable	0	
Sysmiss		3086	
Warning: these figures indicate the number of cases found in the data file. They cannot be interpreted as summary statistics of the population of interest.			
# b807b: Would like to resume work after leave			
Information	[Type= discrete] [Format=numeric] [Range= 1-1604] [Missing=*/7/8/9]		
Statistics [NW/ W]	[Valid=28 /-] [Invalid=3121 /-]		
Definition	Q 906.b  HUN: four specific items "1601 = Definetely No", "1602 = Probably No", "1603 = Probably Yes", "1604 = Definetly Yes".		
Universe	If code 2 on Q 905		
Literal question	Would you like to resume your work after your leave has ended?		
Value	Label	Cases	Percentage
1	yes	9	<div></div> 32.1%
2	no	14	<div></div> 50.0%
3	not sure	5	<div></div> 17.9%
1601	definitely not	0	
1602	probably not	0	
1603	probably yes	0	
1604	definitely yes	0	
7	does not know	0	
8	refusal	0	
9	no response/not applicable	11	
Sysmiss		3110	
Warning: these figures indicate the number of cases found in the data file. They cannot be interpreted as summary statistics of the population of interest.			
# b809: How satisfied with being unemployed (see satisfaction scale) (W2)			
Information	[Type= discrete] [Format=numeric] [Range= 0-1804] [Missing=*/97/98/99]		
Statistics [NW/ W]	[Valid=108 /-] [Invalid=3041 /-]		
Definition	Q 907		
Universe	If code 5 on Q 901		
Pre-question	Card 120: Satisfaction Scale		
Literal question	How satisfied are you with being unemployed? Please use this card and tell me the value on the scale.		
Value	Label	Cases	Percentage
0	0=not at all satisfied	33	<div></div> 30.6%
1		17	<div></div> 15.7%
2		13	<div></div> 12.0%
3		8	<div></div> 7.4%
4		7	<div></div> 6.5%
5		17	<div></div> 15.7%
6		4	<div></div> 3.7%
7		3	<div></div> 2.8%
8		2	<div></div> 1.9%

# b809: How satisfied with being unemployed (see satisfaction scale) (W2)			
Value	Label	Cases	Percentage
9		2	 1.9%
10	10=completely satisfied	2	 1.9%
97	does not know	0	
98	refusal	0	
99	no response/not applicable	0	
Sysmiss		3041	
<i>Warning: these figures indicate the number of cases found in the data file. They cannot be interpreted as summary statistics of the population of interest.</i>			
# b810: Intention to take a job or start a business within the next 3 yrs (W2)			
Information	[Type= discrete] [Format=numeric] [Range= 1-2403] [Missing=*/7/8/9]		
Statistics [NW/ W]	[Valid=108 /-] [Invalid=3041 /-]		
Definition	Q 908  Only country-specific values: - AUS: "2401 - Yes", "2402 - No", "2403 - Maybe".		
Universe	If code 5 on Q 901		
Literal question	Do you intend to take a job or start a business within the next three years?		
Value	Label	Cases	Percentage
1	definitely not	13	 12.0%
2	probably not	8	 7.4%
3	probably yes	28	 25.9%
4	definitely yes	59	 54.6%
2401	Yes	0	
2402	No	0	
2403	Maybe	0	
7	does not know	0	
8	refusal	0	
9	no response/not applicable	0	
Sysmiss		3041	
<i>Warning: these figures indicate the number of cases found in the data file. They cannot be interpreted as summary statistics of the population of interest.</i>			
# b811: Any job/business just before being unemployed			
Information	[Type= discrete] [Format=numeric] [Range= 1-99] [Missing=*/7/8/9]		
Statistics [NW/ W]	[Valid=108 /-] [Invalid=3041 /-]		
Definition	Q 909		
Universe	If code 5 on Q 901		
Literal question	Did you have a job or business directly before you became unemployed?		
Value	Label	Cases	Percentage
1	yes	85	 78.7%
2	no	23	 21.3%
7	does not know	0	
8	refusal	0	
9	no response/not applicable	0	
Sysmiss		3041	
<i>Warning: these figures indicate the number of cases found in the data file. They cannot be interpreted as summary statistics of the population of interest.</i>			

# b813: How satisfied with being student vocational training (see satisfaction scale) (W2)			
Information	[Type= discrete] [Format=numeric] [Range= 0-1804] [Missing=*/97/98/99]		
Statistics [NW/ W]	[Valid=111 -/] [Invalid=3038 -/]		
Definition	Q 910		
Universe	If code 1 on Q 901		
Pre-question	How satisfied are you with being student, studying at school or in vocational training? Please use this card and tell me the value on the scale.		
Value	Label	Cases	Percentage
0	0=not at all satisfied	0	
3		2	<div><div></div></div> 1.8%
4		2	<div><div></div></div> 1.8%
5		6	<div><div></div></div> 5.4%
6		12	<div><div></div></div> 10.8%
7		9	<div><div></div></div> 8.1%
8		34	<div><div></div></div> 30.6%
9		21	<div><div></div></div> 18.9%
10	10=completely satisfied	25	<div><div></div></div> 22.5%
97	does not know	0	
98	refusal	0	
99	no response/not applicable	0	
Sysmiss		3038	
Warning: these figures indicate the number of cases found in the data file. They cannot be interpreted as summary statistics of the population of interest.			
# b814: Intention to finish education within the next 3 yrs			
Information	[Type= discrete] [Format=numeric] [Range= 1-2403] [Missing=*/7/8/9]		
Statistics [NW/ W]	[Valid=111 -/] [Invalid=3038 -/]		
Definition	Q 911  Only country-specific values: - AUS: "2401 - Yes", "2402 - No", "2403 - Maybe".		
Universe	If code 1 on Q 901		
Literal question	Do you intend to finish education within the next three years?		
Value	Label	Cases	Percentage
1	definitely not	11	<div><div></div></div> 9.9%
2	probably not	13	<div><div></div></div> 11.7%
3	probably yes	35	<div><div></div></div> 31.5%
4	definitely yes	52	<div><div></div></div> 46.8%
2401	Yes	0	
2402	No	0	
2403	Maybe	0	
7	does not know	0	
8	refusal	0	
9	no response/not applicable	0	
Sysmiss		3038	
Warning: these figures indicate the number of cases found in the data file. They cannot be interpreted as summary statistics of the population of interest.			
# b815: Any job/business just before starting education/vocational training			
Information	[Type= discrete] [Format=numeric] [Range= 1-99] [Missing=*/7/8/9]		

# b815: Any job/business just before starting education/vocational training			
Statistics [NW/ W]	[Valid=111 -/] [Invalid=3038 -/]		
Definition	Q 912		
Universe	If code 1 on Q 901		
Literal question	Did you have a job or business directly before you started this education or training?		
Value	Label	Cases	Percentage
1	yes	9	 8.1%
2	no	102	 91.9%
7	does not know	0	
8	refusal	0	
9	no response/not applicable	0	
Sysmiss		3038	
Warning: these figures indicate the number of cases found in the data file. They cannot be interpreted as summary statistics of the population of interest.			
# b817: How satisfied with being retired (see satisfaction scale) (W2)			
Information	[Type= discrete] [Format=numeric] [Range= 0-1804] [Missing=*/97/98/99]		
Statistics [NW/ W]	[Valid=931 -/] [Invalid=2218 -/]		
Definition	Q 913		
Universe	If code 6 on Q 901		
Pre-question	Card 120: Satisfaction Scale.		
Literal question	How satisfied are you with being retired? Please use this card and tell me the value on the scale.		
Value	Label	Cases	Percentage
0	0=not at all satisfied	11	 1.2%
1		6	 0.6%
2		19	 2.0%
3		29	 3.1%
4		30	 3.2%
5		152	 16.3%
6		79	 8.5%
7		109	 11.7%
8		162	 17.4%
9		151	 16.2%
10	10=completely satisfied	183	 19.7%
97	does not know	0	
98	refusal	0	
99	no response/not applicable	0	
Sysmiss		2218	
Warning: these figures indicate the number of cases found in the data file. They cannot be interpreted as summary statistics of the population of interest.			
# b818: Intention to take a job within the next 3 yrs (W2)			
Information	[Type= discrete] [Format=numeric] [Range= 1-2403] [Missing=*/7/8/9]		
Statistics [NW/ W]	[Valid=876 -/] [Invalid=2273 -/]		
Definition	Q 914  Only country-specific values: - AUS: "2401 - Yes", "2402 - No", "2403 - Maybe".		
Universe	If code 6 on Q 901		

# b818: Intention to take a job within the next 3 yrs (W2)			
<b>Literal question</b>		Do you intend to take a job or start a business within the next three years?	
Value	Label	Cases	Percentage
1	definitely not	802	<div><div></div></div> 91.6%
2	probably not	55	<div><div></div></div> 6.3%
3	probably yes	16	<div><div></div></div> 1.8%
4	definitely yes	3	<div><div></div></div> 0.3%
2401	Yes	0	
2402	No	0	
2403	Maybe	0	
7	does not know	0	
8	refusal	0	
9	no response/not applicable	55	
Sysmiss		2218	
<i>Warning: these figures indicate the number of cases found in the data file. They cannot be interpreted as summary statistics of the population of interest.</i>			
# bn818: Yr of retirement			
<b>Information</b>		[Type= discrete] [Format=numeric] [Range= 1-2] [Missing=*7/8/9]	
<b>Statistics [NW/ W]</b>		[Valid=931 /-] [Invalid=2218 /-]	
<b>Definition</b>		Q 915	
<b>Universe</b>		If code 6 on Q 901	
<b>Literal question</b>		When did you retire?	
Value	Label	Cases	Percentage
1	in 20xx {year of wave 1} or thereafter	151	<div><div></div></div> 16.2%
2	before 20xx {year of wave 1}	780	<div><div></div></div> 83.8%
7	does not know	0	
8	refusal	0	
9	no response/not applicable	0	
Sysmiss		2218	
<i>Warning: these figures indicate the number of cases found in the data file. They cannot be interpreted as summary statistics of the population of interest.</i>			
# b819: Any job/business just before retiring			
<b>Information</b>		[Type= discrete] [Format=numeric] [Range= 1-99] [Missing=*7/8/9]	
<b>Statistics [NW/ W]</b>		[Valid=151 /-] [Invalid=2998 /-]	
<b>Definition</b>		Q 916	
<b>Universe</b>		If code 1 on Q 915	
<b>Literal question</b>		Did you have a job or business directly before you retired?	
Value	Label	Cases	Percentage
1	yes	136	<div><div></div></div> 90.1%
2	no	15	<div><div></div></div> 9.9%
7	does not know	0	
8	refusal	0	
9	no response/not applicable	0	
Sysmiss		2998	
<i>Warning: these figures indicate the number of cases found in the data file. They cannot be interpreted as summary statistics of the population of interest.</i>			

# b820: Intention to take a job within the next 3 yrs (W2)			
Information	[Type= discrete] [Format=numeric] [Range= 1-2403] [Missing=*/7/8/9]		
Statistics [NW/ W]	[Valid=162 /-] [Invalid=2987 /-]		
Definition	Q 917		
Universe	If code 11 on Q 901		
Literal question	Do you intend to take a job or start a business within the next three years?		
Value	Label	Cases	Percentage
1	definitely not	123	<div></div> 75.9%
2	probably not	29	<div></div> 17.9%
3	probably yes	5	<div></div> 3.1%
4	definitely yes	5	<div></div> 3.1%
7	does not know	0	
8	refusal	0	
9	no response/not applicable	25	
Sysmiss		2962	
Warning: these figures indicate the number of cases found in the data file. They cannot be interpreted as summary statistics of the population of interest.			
# b821: Any job/business just before illness or handicap			
Information	[Type= discrete] [Format=numeric] [Range= 1-99] [Missing=*/7/8/9]		
Statistics [NW/ W]	[Valid=187 /-] [Invalid=2962 /-]		
Definition	Q 918		
Universe	If code 11 on Q 901		
Literal question	Did you have a job or business directly before your illness or handicap appeared?		
Value	Label	Cases	Percentage
1	yes	162	<div></div> 86.6%
2	no	25	<div></div> 13.4%
7	does not know	0	
8	refusal	0	
9	no response/not applicable	0	
Sysmiss		2962	
Warning: these figures indicate the number of cases found in the data file. They cannot be interpreted as summary statistics of the population of interest.			
# b823: How satisfied with being homemaker (see satisfaction scale) (W2)			
Information	[Type= discrete] [Format=numeric] [Range= 0-1804] [Missing=*/97/98/99]		
Statistics [NW/ W]	[Valid=16 /-] [Invalid=3133 /-]		
Definition	Q 919		
Universe	If code 8 on Q 901		
Pre-question	Card 120: Satisfaction Scale.		
Literal question	How satisfied are you with being homemaker? Please use this card and tell me the value on the scale.		
Value	Label	Cases	Percentage
0	0=not at all satisfied	0	
4		1	<div></div> 6.2%
5		3	<div></div> 18.8%
6		1	<div></div> 6.2%
7		4	<div></div> 25.0%
8		1	<div></div> 6.2%



# b823: How satisfied with being homemaker (see satisfaction scale) (W2)			
Value	Label	Cases	Percentage
9		1	<div></div> 6.2%
10	10=completely satisfied	5	<div></div> 31.2%
97	does not know	0	
98	refusal	0	
99	no response/not applicable	0	
Sysmiss		3133	
Warning: these figures indicate the number of cases found in the data file. They cannot be interpreted as summary statistics of the population of interest.			
# b824: Intention to take a job within the next 3 yrs (W2)			
Information	[Type= discrete] [Format=numeric] [Range= 1-2403] [Missing=*/7/8/9]		
Statistics [NW/ W]	[Valid=16 /-] [Invalid=3133 /-]		
Definition	Q 920  Only country-specific values: - AUS: "2401 - Yes", "2402 - No", "2403 - Maybe".		
Universe	If code 8 on Q 901		
Literal question	Do you intend to take a job or start a business within the next three years?		
Value	Label	Cases	Percentage
1	definitely not	6	<div></div> 37.5%
2	probably not	4	<div></div> 25.0%
3	probably yes	4	<div></div> 25.0%
4	definitely yes	2	<div></div> 12.5%
2401	Yes	0	
2402	No	0	
2403	Maybe	0	
7	does not know	0	
8	refusal	0	
9	no response/not applicable	0	
Sysmiss		3133	
Warning: these figures indicate the number of cases found in the data file. They cannot be interpreted as summary statistics of the population of interest.			
# b825: Any job/business just before becoming homemaker			
Information	[Type= discrete] [Format=numeric] [Range= 1-99] [Missing=*/7/8/9]		
Statistics [NW/ W]	[Valid=16 /-] [Invalid=3133 /-]		
Definition	Q 921		
Universe	If code 8 on Q 901		
Literal question	Did you have a job or business directly before you became a homemaker?		
Value	Label	Cases	Percentage
1	yes	11	<div></div> 68.8%
2	no	5	<div></div> 31.2%
7	does not know	0	
8	refusal	0	
9	no response/not applicable	0	
Sysmiss		3133	
Warning: these figures indicate the number of cases found in the data file. They cannot be interpreted as summary statistics of the population of interest.			

# b828: Last occupation (see code ISCO) (W2)			
Information	[Type= discrete] [Format=numeric] [Range= 1-9993] [Missing=*/9997/9998/9999]		
Statistics [NW/ W]	[Valid=392 /-] [Invalid=2757 /-]		
Definition	Q 924		
Universe	R is unemployed / student / retired / ill or permanently disabled / homemaker / in military or social service and had a job directly before this current status		
Pre-question	I would now like to ask a few questions about your previous job or business. If you were engaged in two or more jobs or businesses, I would like you to tell me only about the one in which you spent most of your working hours.		
Literal question	What was your last occupation? Please describe the principal activity you performed.		
Value	Label	Cases	Percentage
1	LEGISLATORS, SENIOR OFFICIALS, MANAGERS	0	
2	PROFESSIONALS	0	
3	TECHNICIANS AND ASSOCIATE PROFESSIONALS	0	
4	CLERKS	0	
5	SERVICE WORKERS AND SHOP AND MARKET SALES WORKERS	0	
6	SKILLED AGRICULTURAL AND FISHERY WORKERS	0	
7	CRAFT AND RELATED TRADES WORKERS	0	
8	PLANT AND MACHINE OPERATORS AND ASSEMBLERS	0	
9	ELEMENTARY OCCUPATIONS	0	
11	LEGISLATORS AND SENIOR OFFICIALS	0	
12	CORPORATE MANAGERS	0	
13	GENERAL MANAGERS	0	
21	PHYSICAL, MATHEMATICAL AND ENGINEERING SCIENCE PROFESSIONALS	0	
22	LIFE SCIENCE AND HEALTH PROFESSIONALS	0	
23	TEACHING PROFESSIONALS	0	
24	OTHER PROFESSIONALS	0	
31	PHYSICAL AND ENGINEERING SCIENCE ASSOCIATE PROFESSIONALS	0	
32	LIFE SCIENCE AND HEALTH ASSOCIATE PROFESSIONALS	0	
33	TEACHING ASSOCIATE PROFESSIONALS	0	
34	OTHER ASSOCIATE PROFESSIONALS	0	
41	OFFICE CLERKS	0	
42	CUSTOMER SERVICES CLERKS	0	
51	PERSONAL AND PROTECTIVE SERVICES WORKERS	0	
52	MODELS, SALESPERSONS AND DEMONSTRATORS	0	
61	MARKET-ORIENTED SKILLED AGRICULTURAL AND FISHERY WORKERS	0	
62	SUBSISTENCE AGRICULTURAL AND FISHERY WORKERS	0	
71	EXTRACTION AND BUILDING TRADES WORKERS	0	
72	METAL, MACHINERY AND RELATED TRADES WORKERS	0	
73	PRECISION, HANDICRAFT, PRINTING AND RELATED TRADES WORKERS	0	
74	OTHER CRAFT AND RELATED TRADES WORKERS	0	
81	STATIONARY-PLANT AND RELATED OPERATORS	0	
82	MACHINE OPERATORS AND ASSEMBLERS	0	
83	DRIVERS AND MOBILE-PLANT OPERATORS	0	

## # b828: Last occupation (see code ISCO) (W2)

Value	Label	Cases	Percentage
91	SALES AND SERVICES ELEMENTARY OCCUPATIONS	0	
92	AGRICULTURAL, FISHERY AND RELATED LABOURERS	0	
93	LABOURERS IN MINING, CONSTRUCTION, MANUFACTURING AND TRANSPORT	0	
110	Armed Forces	0	
111	Legislators	0	
112	Senior Government Officials	0	
113	Traditional Chiefs and Heads of Villages	0	
114	Senior Officials of Special-Interest Organisations	0	
121	Directors and Chief Executives	0	
122	Production and Operations Department Managers	0	
123	Other Department Managers	0	
131	General Managers	0	
211	Physicists, Chemists and Related Professionals	0	
212	Mathematicians, Statisticians and Related Professionals	0	
213	Computing Professionals	0	
214	Architects, Engineers and Related Professionals	0	
221	Life Science Professionals	0	
222	Health Professionals (except Nursing)	0	
223	Nursing and Midwifery Professionals	0	
231	COLLEGE, UNIVERSITY AND HIGHER EDUCATION TEACHING PROFESSIONALS	0	
232	Secondary Education Teaching Professionals	0	
233	Primary and Pre-Primary Education Teaching Professionals	0	
234	Special Education Teaching Professionals	0	
235	Other Teaching Professionals	0	
241	Business Professionals	0	
242	Legal Professionals	0	
243	ARCHIVISTS, LIBRARIANS AND RELATED INFORMATION PROFESSIONALS	0	
244	Social Science and Related Professionals	0	
245	Writers and Creative or Performing Artists	0	
246	Religious Professionals	0	
247	Public Service Administrative Professionals (COM ONLY)	0	
311	Physical and Engineering Science Technicians	0	
312	Computer Associate Professionals	0	
313	Optical and Electronic Equipment Operators	0	
314	Ship and Aircraft Controllers and Technicians	0	
315	Safety and Quality Inspectors	0	
321	LIFE SCIENCE TECHNICIANS AND RELATED ASSOCIATE PROFESSIONALS	0	
322	Modern Health Associate Professionals (except Nursing)	0	
323	Nursing and Midwifery Associate Professionals	0	
324	Traditional Medicine Practitioners and Faith Healers	0	
331	Primary Education Teaching Associate Professionals	0	
332	Pre-Primary Education Teaching Associate Professionals	0	

## # b828: Last occupation (see code ISCO) (W2)

Value	Label	Cases	Percentage
333	Special Education Teaching Associate Professionals	0	
334	Other Teaching Associate Professionals	0	
341	Finance and Sales Associate Professionals	0	
342	Business Services Agents and Trade Brokers	0	
343	Administrative Associate Professionals	0	
344	CUSTOMS, TAX AND RELATED GOVERNMENT ASSOCIATE PROFESSIONALS	0	
345	Police Inspectors and Detectives	0	
346	Social Work Associate Professionals	0	
347	ARTISTIC, ENTERTAINMENT AND SPORTS ASSOCIATE PROFESSIONALS	0	
348	Religious Associate Professionals	0	
411	Secretaries and Keyboard-Operating Clerks	0	
412	Numerical Clerks	0	
413	Material-Recording and Transport Clerks	0	
414	Library, Mail and Related Clerks	0	
419	Other Office Clerks	0	
421	Cashiers, Tellers and Related Clerks	0	
422	Client Information Clerks	0	
511	Travel Attendants and Related Workers	0	
512	Housekeeping and Restaurant Services Workers	0	
513	Personal Care and Related Workers	0	
514	Other Personal Services Workers	0	
515	Astrologers, Fortune-Tellers and Related Workers	0	
516	Protective Services Workers	0	
521	Fashion and Other Models	0	
522	Shop Salespersons and Demonstrators	0	
523	Stall and Market Salespersons	0	
611	Market Gardeners and Crop Growers	0	
612	Market-Oriented Animal Producers and Related Workers	0	
613	Market-Oriented Crop and Animal Producers	0	
614	Forestry and Related Workers	0	
615	Fishery Workers, Hunters and Trappers	0	
621	Subsistence Agricultural and Fishery Workers	0	
711	Miners, Shotfirers, Stone Cutters and Carvers	0	
712	Building Frame and Related Trades Workers	0	
713	Building Finishers and Related Trades Workers	0	
714	Painters, Building Structure Cleaners and Related Trades	0	
721	Metal moulders, welders, sheet-metal workers, structural- metal preparers, and related trades workers	0	
722	Blacksmiths, Tool-Makers and Related Trades Workers	0	
723	Machinery Mechanics and Fitters	0	
724	Electrical and Electronic Equipment Mechanics and Fitters	0	
731	Precision Workers In Metal and Related Materials	0	
732	Potters, Glass-Makers and Related Trades Workers	0	
733	Handicraft workers in wood,textile, leather and related materials	0	

**# b828: Last occupation (see code ISCO) (W2)**

Value	Label	Cases	Percentage
734	Printing and Related Trades Workers	0	
741	Food Processing and Related Trades Workers	0	
742	Wood Treaters, Cabinet-Makers and Related Trades Workers	0	
743	Textile, Garment and Related Trades Workers	0	
744	Pelt, Leather and Shoemaking Trades Workers	0	
811	Mining- and Mineral-Processing-Plant Operators	0	
812	Metal-Processing-Plant Operators	0	
813	Glass, Ceramics and Related Plant Operators	0	
814	Wood-Processing- and Papermaking-Plant Operators	0	
815	Chemical-Processing-Plant Operators	0	
816	Power-Production and Related Plant Operators	0	
817	Automated-Assembly-Line and Industrial-Robot Operators	0	
821	Metal- and Mineral-Products Machine Operators	0	
822	Chemical-Products Machine Operators	0	
823	Rubber- and Plastic-Products Machine Operators	0	
824	Wood-Products Machine Operators	0	
825	Printing-, Binding- and Paper-Products Machine Operators	0	
826	Textile-, Fur- and Leather-Products Machine Operators	0	
827	Food and Related Products Machine Operators	0	
828	Assemblers	0	
829	Other Machine Operators and Assemblers	0	
831	Locomotive-Engine Drivers and Related Workers	0	
832	Motor-Vehicle Drivers	0	
833	Agricultural and Other Mobile-Plant Operators	0	
834	Ships' Deck Crews and Related Workers	0	
911	Street Vendors and Related Workers	0	
912	Shoe cleaning and other street services elementary occupations	0	
913	Domestic and Related Helpers, Cleaners and Launderers	0	
914	Building Caretakers, Window and Related Cleaners	0	
915	Messengers, Porters, Doorkeepers and Related Workers	0	
916	Garbage Collectors and Related Labourers	0	
921	Agricultural, Fishery and Related Labourers	0	
931	Mining and Construction Labourers	0	
932	Manufacturing Labourers	0	
933	Transport Labourers and Freight Handlers	0	
1000	LEGISLATORS, SENIOR OFFICIALS, MANAGERS	0	
1100	LEGISLATORS AND SENIOR OFFICIALS	0	
1110	Legislators	0	
1113		1	0.3%
1120	Senior government officials	0	
1130	Traditional chiefs and heads of villages	0	
1140	Senior officials of special-interest organizations	0	
1141	Senior officials of political-party organisations	0	
1142	Senior officials of employers', workers' and other economic-interest organisations	0	

## # b828: Last occupation (see code ISCO) (W2)

Value	Label	Cases	Percentage
1143	Senior officials of humanitarian and other special-interest organisations	0	
1200	CORPORATE MANAGERS	0	
1210	Directors and chief executives	0	
1220	Production and operations department managers	0	
1221	Production and operations department managers in agriculture, hunting, forestry and fishing	0	
1222	Production and operations department managers in manufacturing	0	
1223	Production and operations department managers in construction	0	
1224	Production and operations department managers in wholesale and retail trade	0	
1225	Production and operations department managers in restaurants and hotels	0	
1226	Production and operations department managers in transport, storage and communications	0	
1227	Production and operations department managers in business services	0	
1228	Production and operations department managers in personal care, cleaning and related services	0	
1229	Production and operations department managers not elsewhere classified	0	
1230	Other Department Managers	0	
1231	Finance and administration department managers	0	
1232	Personnel and industrial relations department managers	0	
1233	Sales and marketing department managers	0	
1234	Advertising and public relations department managers	0	
1235	Supply and distribution department managers	0	
1236	Computing services department managers	0	
1237	Research and development department managers	0	
1239	Other department managers not elsewhere classified	0	
1300	GENERAL MANAGERS	6	1.5%
1310	General Managers	0	
1311	General managers in agriculture, hunting, forestry/ and fishing	0	
1312	General managers in manufacturing	0	
1313	General managers in construction	0	
1314	General managers in wholesale and retail trade	4	1.0%
1315	General managers of restaurants and hotels	0	
1316	General managers in transport, storage and communications	0	
1317	General managers of business services	1	0.3%
1318	General managers in personal care, cleaning and related services	0	
1319	General managers not elsewhere classified	1	0.3%
2000	PROFESSIONALS	0	
2100	PHYSICAL, MATHEMATICAL AND ENGINEERING SCIENCE PROFESSIONALS	0	
2110	Physicists, chemists and related professionals	0	
2111	Physicists and astronomers	0	
2112	Meteorologists	0	
2113	Chemists	0	
2114	Geologists and geophysicists	0	

## # b828: Last occupation (see code ISCO) (W2)

Value	Label	Cases	Percentage
2120	Mathematicians, Statisticians and Related Professionals	0	
2121	Mathematicians and related professionals	0	
2122	Statisticians	0	
2130	Computing Professionals	0	
2131	Computer systems designers and analysts	0	
2132	Computer programmers	0	
2139	Computing professionals not elsewhere classified	0	
2140	Architects, Engineers and Related Professionals	0	
2141	Architects, town and traffic planners	1	0.3%
2142	Civil engineers	0	
2143	Electrical engineers	0	
2144	Electronics and telecommunications engineers	0	
2145	Mechanical engineers	0	
2146	Chemical engineers	1	0.3%
2147	Mining engineers, metallurgists and related professionals	0	
2148	Cartographers and surveyors	0	
2149	Architects, engineers and related professionals not elsewhere classified	1	0.3%
2200	LIFE SCIENCE AND HEALTH PROFESSIONALS	0	
2210	Life Science Professionals	0	
2211	Biologists, botanists, zoologists and related professionals	0	
2212	Pharmacologists, pathologists and related professionals	0	
2213	Agronomists and related professionals	0	
2220	Health Professionals (except Nursing)	0	
2221	Medical doctors	2	0.5%
2222	Dentists	0	
2223	Veterinarians	0	
2224	Pharmacists	1	0.3%
2229	Health professionals (except nursing) not elsewhere classified	0	
2230	Nursing and midwifery professionals	0	
2300	TEACHING PROFESSIONALS	4	1.0%
2310	College, university and higher education teaching professionals	0	
2320	Secondary education teaching professionals	1	0.3%
2330	Primary and Pre-Primary Education Teaching Professionals	0	
2331	Primary education teaching professionals	5	1.3%
2332	Pre-primary education teaching professionals	0	
2340	Special education teaching professionals	0	
2350	Other Teaching Professionals	0	
2351	Education methods specialists	0	
2352	School inspectors	0	
2359	Other teaching professionals not elsewhere classified	0	
2400	OTHER PROFESSIONALS	0	
2410	Business Professionals	0	
2411	Accountants	2	0.5%
2412	Personnel and careers professionals	0	

## # b828: Last occupation (see code ISCO) (W2)

Value	Label	Cases	Percentage
2419	Business professionals not elsewhere classified	1	0.3%
2420	Legal Professionals	0	
2421	Lawyers	2	0.5%
2422	Judges	0	
2429	Legal professionals not elsewhere classified	0	
2430	ARCHIVISTS, LIBRARIANS AND RELATED INFORMATION PROFESSIONALS	0	
2431	Archivists and curators	0	
2432	Librarians and related information professionals	0	
2440	Social Science and Related Professionals	0	
2441	Economists	5	1.3%
2442	Sociologists, anthropologists and related professionals	0	
2443	Philosophers, historians and political scientists	0	
2444	Philologists, translators and interpreters	0	
2445	Psychologists	0	
2446	Social work professionals	0	
2450	Writers and Creative or Performing Artists	0	
2451	Authors, journalists and other writers	1	0.3%
2452	Sculptors, painters and related artists	0	
2453	Composers, musicians and singers	0	
2454	Choreographers and dancers	1	0.3%
2455	Film, stage and related actors and directors	0	
2460	Religious professionals	0	
2470	Public service administrative professionals [EU-COM]	0	
3000	TECHNICIANS AND ASSOCIATE PROFESSIONALS	0	
3100	PHYSICAL AND ENGINEERING SCIENCE ASSOCIATE PROFESSIONALS	1	0.3%
3110	Physical and Engineering Science Technicians	0	
3111	Chemical and physical science technicians	0	
3112	Civil engineering technicians	2	0.5%
3113	Electrical engineering technicians	2	0.5%
3114	Electronics and telecommunications engineering technicians	0	
3115	Mechanical engineering technicians	3	0.8%
3116	Chemical engineering technicians	1	0.3%
3117	Mining and metallurgical technicians	1	0.3%
3118	Draughtspersons	0	
3119	Physical and engineering science technicians not elsewhere classified	1	0.3%
3120	Computer Associate Professionals	0	
3121	Computer assistants	1	0.3%
3122	Computer equipment operators	1	0.3%
3123	Industrial robot controllers	0	
3130	Optical and Electronic Equipment Operators	0	
3131	Photographers and image and sound recording equipment operators	0	
3132	Broadcasting and telecommunications equipment operators	1	0.3%
3133	Medical equipment operators	0	



**# b828: Last occupation (see code ISCO) (W2)**

Value	Label	Cases	Percentage
3139	Optical and electronic equipment operators not elsewhere classified	1	0.3%
3140	Ship and Aircraft Controllers and Technicians	0	
3141	Ships' engineers	0	
3142	Ships' deck officers and pilots	0	
3143	Aircraft pilots and related associate professionals	0	
3144	Air traffic controllers	0	
3145	Air traffic safety technicians	0	
3150	Safety and Quality Inspectors	0	
3151	Building and fire inspectors	0	
3152	Safety, health and quality inspectors	3	0.8%
3200	LIFE SCIENCE AND HEALTH ASSOCIATE PROFESSIONALS	0	
3210	Life science technicians and related associate professionals	0	
3211	Life science technicians	0	
3212	Agronomy and forestry technicians	3	0.8%
3213	Farming and forestry advisers	0	
3220	Modern Health Associate Professionals (except Nursing)	0	
3221	Medical assistants	0	
3222	Sanitarians	0	
3223	Dieticians and nutritionists	0	
3224	Optometrists and opticians	0	
3225	Dental assistants	0	
3226	Physiotherapists and related associate professionals	0	
3227	Veterinary assistants	1	0.3%
3228	Pharmaceutical assistants	0	
3229	Modern health associate professionals (except nursing)	0	
3230	Nursing and Midwifery Associate Professionals	0	
3231	Nursing associate professionals	6	1.5%
3232	Midwifery associate professionals	0	
3233		1	0.3%
3240	Traditional Medicine Practitioners and Faith Healers	0	
3241	Traditional medicine practitioners	0	
3242	Faith healers	0	
3300	TEACHING ASSOCIATE PROFESSIONALS	2	0.5%
3310	Primary education teaching associate professionals	0	
3320	Pre-primary education teaching associate professionals	0	
3330	Special education teaching associate professionals	0	
3340	Other teaching associate professionals	0	
3400	OTHER ASSOCIATE PROFESSIONALS	0	
3410	Finance and Sales Associate Professionals	0	
3411	Securities and finance dealers and brokers	0	
3412	Insurance representatives	1	0.3%
3413	Estate agents	1	0.3%
3414	Travel consultants and organisers	0	
3415	Technical and commercial sales representatives	0	
3416	Buyers	0	

## # b828: Last occupation (see code ISCO) (W2)

Value	Label	Cases	Percentage
3417	Appraisers, valuers and auctioneers	0	
3419	Finance and sales associate professionals not elsewhere classified	1	0.3%
3420	Business Services Agents and Trade Brokers	1	0.3%
3421	Trade brokers	2	0.5%
3422	Clearing and forwarding agents	0	
3423	Employment agents and labour contractors	0	
3429	Business services agents and trade brokers not elsewhere classified	0	
3430	Administrative Associate Professionals	7	1.8%
3431	Administrative secretaries and related associate professionals	0	
3432	Legal and related business associate professionals	0	
3433	Bookkeepers	7	1.8%
3434	Statistical, mathematical and related associate professionals	0	
3439	Administrative associate professionals not elsewhere classified	2	0.5%
3440	Customs, tax and related government associate professionals	0	
3441	Customs and border inspectors	0	
3442	Government tax and excise officials	0	
3443	Government social benefits officials	1	0.3%
3444	Government licensing officials	0	
3449	Customs, tax and related government associate professionals not elsewhere classified	0	
3450	Police inspectors and detectives	0	
3460	Social work associate professionals	1	0.3%
3470	Artistic, entertainment and sports associate professionals	0	
3471	Decorators and commercial designers	0	
3472	Radio, television and other announcers	0	
3473	Street, night-club and related musicians, singers and dancers	0	
3474	Clowns, magicians, acrobats and related associate professionals	0	
3475	Athletes, sportspersons and related associate professionals	0	
3480	Religious associate professionals	1	0.3%
4000	CLERKS	0	
4100	OFFICE CLERKS	7	1.8%
4110	Secretaries and Keyboard-Operating Clerks	0	
4111	Stenographers and typists	6	1.5%
4112	Word-processor and related operators	0	
4113	Data entry operators	0	
4114	Calculating-machine operators	0	
4115	Secretaries	0	
4120	Numerical Clerks	0	
4121	Accounting and bookkeeping clerks	6	1.5%
4122	Statistical and finance clerks	0	
4130	Material-Recording and Transport Clerks	0	
4131	Stock clerks	11	2.8%
4132	Production clerks	1	0.3%
4133	Transport clerks	3	0.8%
4140	Library, Mail and Related Clerks	0	

## # b828: Last occupation (see code ISCO) (W2)

Value	Label	Cases	Percentage
4141	Library and filing clerks	0	
4142	Mail carriers and sorting clerks	0	
4143	Coding, proof-reading and related clerks	0	
4144	Scribes and related workers	0	
4190	Other office clerks	2	0.5%
4200	CUSTOMER SERVICES CLERKS	0	
4210	Cashiers, Tellers and Related Clerks	0	
4211	Cashiers and ticket clerks	0	
4212	Tellers and other counter clerks	0	
4213	Bookmakers and croupiers	0	
4214	Pawnbrokers and money-lenders	0	
4215	Debt-collectors and related workers	0	
4220	Client Information Clerks	0	
4221	Travel agency and related clerks	0	
4222	Receptionists and information clerks	4	1.0%
4223	Telephone switchboard operators	4	1.0%
5000	SERVICE WORKERS AND SHOP AND MARKET SALES WORKERS	0	
5100	PERSONAL AND PROTECTIVE SERVICES WORKERS	1	0.3%
5110	Travel Attendants and Related Workers	0	
5111	Travel attendants and travel stewards	0	
5112	Transport conductors	2	0.5%
5113	Travel guides	0	
5120	Housekeeping and Restaurant Services Workers	0	
5121	Housekeepers and related workers	0	
5122	Cooks	8	2.0%
5123	Waiters, waitresses and bartenders	4	1.0%
5130	Personal Care and Related Workers	1	0.3%
5131	Child-care workers	0	
5132	Institution-based personal care workers	0	
5133	Home-based personal care workers	0	
5139	Personal care and related workers not elsewhere classified	0	
5140	Other Personal Services Workers	0	
5141	Hairdressers, barbers, beauticians and related workers	2	0.5%
5142	Companions and valets	0	
5143	Undertakers and embalmers	1	0.3%
5149	Other personal services workers not elsewhere classified	1	0.3%
5150	Astrologers, Fortune-Tellers and Related Workers	0	
5151	Astrologers and related workers	0	
5152	Fortune-tellers, palmists and related workers	0	
5160	Protective Services Workers	0	
5161	Fire-fighters	0	
5162	Police officers	6	1.5%
5163	Prison guards	0	
5169	Protective services workers not elsewhere classified	0	

## # b828: Last occupation (see code ISCO) (W2)

Value	Label	Cases	Percentage
5200	MODELS, SALESPERSONS AND DEMONSTRATORS	0	
5210	Fashion and other models	0	
5211		30	7.7%
5220	Shop salespersons and demonstrators	0	
5230	Stall and market salespersons	0	
6000	6 SKILLED AGRICULTURAL AND FISHERY WORKERS	0	
6100	MARKET-ORIENTED SKILLED AGRICULTURAL AND FISHERY WORKERS	0	
6110	Market Gardeners and Crop Growers	0	
6111	Field crop and vegetable growers	0	
6112	Tree and shrub crop growers	0	
6113	Gardeners, horticultural and nursery growers	4	1.0%
6114	Mixed-crop growers	0	
6120	Market-Oriented Animal Producers and Related Workers	0	
6121	Dairy and livestock producers	2	0.5%
6122	Poultry producers	0	
6123	Apiculturists and sericulturists	0	
6124	Mixed-animal producers	0	
6129	Market-oriented animal producers and related workers not elsewhere classified	0	
6130	Market-oriented crop and animal producers	0	
6140	Forestry and Related Workers	0	
6141	Forestry workers and loggers	0	
6142	Charcoal burners and related workers	0	
6150	615 Fishery Workers, Hunters and Trappers	0	
6151	6151 Aquatic-life cultivation workers	0	
6152	Inland and coastal waters fishery workers	0	
6153	Deep-sea fishery workers	0	
6154	Hunters and trappers	0	
6200	SUBSISTENCE AGRICULTURAL AND FISHERY WORKERS	0	
6210	Subsistence agricultural and fishery workers	0	
7000	CRAFT AND RELATED TRADES WORKERS	0	
7100	EXTRACTION AND BUILDING TRADES WORKERS	0	
7110	Miners, Shotfirers, Stone Cutters and Carvers	5	1.3%
7111	Miners and quarry workers	0	
7112	Shotfirers and blasters	0	
7113	Stone splitters, cutters and carvers	0	
7120	Building Frame and Related Trades Workers	3	0.8%
7121	Builders, traditional materials	4	1.0%
7122	Bricklayers and stonemasons	0	
7123	Concrete placers, concrete finishers and related workers	1	0.3%
7124	Carpenters and joiners	0	
7129	Building frame and related trades workers not elsewhere classified	0	
7130	Building Finishers and Related Trades Workers	0	
7131	Roofers	1	0.3%
7132	Floor layers and tile setters	0	

## # b828: Last occupation (see code ISCO) (W2)

Value	Label	Cases	Percentage
7133	Plasterers	0	
7134	Insulation workers	0	
7135	Glaziers	0	
7136	Plumbers and pipe fitters	5	1.3%
7137	Building and related electricians	0	
7139	Building and installation workers n.e.c. (CH ONLY)	0	
7140	Painters, Building Structure Cleaners and Related Trades workers	0	
7141	Painters and related workers	2	0.5%
7142	Varnishers and related painters	3	0.8%
7143	Building structure cleaners	0	
7200	METAL, MACHINERY AND RELATED TRADES WORKERS	0	
7210	Metal moulders, welders, sheet-metal workers, structural- metal preparers, and related trades workers	0	
7211	Metal moulders and coremakers	0	
7212	Welders and flamecutters	1	0.3%
7213	Sheet metal workers	0	
7214	Structural-metal preparers and erectors	0	
7215	Riggers and cable splicers	0	
7216	Underwater workers	0	
7220	Blacksmiths, Tool-Makers and Related Trades Workers	0	
7221	Blacksmiths, hammer-smiths and forging-press workers	0	
7222	Tool-makers and related workers	0	
7223	Machine-tool setters and setter-operators	1	0.3%
7224	Metal wheel-grinders, polishers and tool sharpeners	7	1.8%
7230	Machinery Mechanics and Fitters	1	0.3%
7231	Motor vehicle mechanics and fitters	1	0.3%
7232	Aircraft engine mechanics and fitters	0	
7233	Handicraft workers in wood, textile, leather and related materials	0	
7235		4	1.0%
7240	Electrical and Electronic Equipment Mechanics and Fitters	5	1.3%
7241	Electrical mechanics and fitters	5	1.3%
7242	Electronics fitters	0	
7243	Electronics mechanics and servicers	0	
7244	Telegraph and telephone installers and servicers	0	
7245	Electrical line installers, repairers and cable jointers	0	
7247		1	0.3%
7300	PRECISION, HANDICRAFT, PRINTING AND RELATED TRADES WORKERS	0	
7310	Precision Workers In Metal and Related Materials	0	
7311	Precision-instrument makers and repairers	0	
7312	Musical instrument makers and tuners	0	
7313	Jewellery and precious-metal workers	0	
7314		1	0.3%
7320	Potters, Glass-Makers and Related Trades Workers	0	
7321	Abrasive wheel formers, potters and related workers	0	
7322	Glass makers, cutters, grinders and finishers	0	

## # b828: Last occupation (see code ISCO) (W2)

Value	Label	Cases	Percentage
7323	Glass engravers and etchers	0	
7324	Glass, ceramics and related decorative painters	0	
7330	Handicraft Workers In Wood, Textile, Leather and Related Materials	0	
7331	Handicraft workers in wood and related materials	0	
7332	Handicraft workers in textile, leather and related materials	0	
7340	Printing and Related Trades Workers	0	
7341	Compositors, typesetters and related workers	0	
7342	Stereotypers and electrotypers	0	
7343	Printing engravers and etchers	0	
7344	Photographic and related workers	0	
7345	Bookbinders and related workers	0	
7346	Silk-screen, block and textile printers	0	
7400	OTHER CRAFT AND RELATED TRADES WORKERS	0	
7410	Food Processing and Related Trades Workers	0	
7411	Butchers, fishmongers and related food preparers	2	0.5%
7412	Bakers, pastry-cooks and confectionery makers	2	0.5%
7413	Dairy-products makers	0	
7414	Fruit, vegetable and related preservers	0	
7415	Food and beverage tasters and graders	0	
7416	Tobacco preparers and tobacco products makers	0	
7420	Wood Treaters, Cabinet-Makers and Related Trades Workers	0	
7421	Wood treaters	0	
7422	Cabinet makers and related workers	0	
7423	Woodworking machine setters and setter-operators	0	
7424	Basketry weavers, brush makers and related workers	0	
7430	Textile, Garment and Related Trades Workers	0	
7431	Fibre preparers	0	
7432	Weavers, knitters and related workers	0	
7433	Tailors, dressmakers and hatters	1	0.3%
7434	Furriers and related workers	0	
7435	Textile, leather and related pattern-makers and cutters	0	
7436	Sewers, embroiderers and related workers	4	1.0%
7437	Upholsterers and related workers	1	0.3%
7440	Pelt, Leather and Shoemaking Trades Workers	0	
7441	Pelt dressers, tanners and fellmongers	0	
7442	Shoe-makers and related workers	0	
7443		1	0.3%
7500		1	0.3%
7511		1	0.3%
7513		2	0.5%
7515		1	0.3%
8000	PLANT AND MACHINE OPERATORS AND ASSEMBLERS	0	
8100	STATIONARY-PLANT AND RELATED OPERATORS	9	2.3%
8110	Mining- and Mineral-Processing-Plant Operators	1	0.3%

## # b828: Last occupation (see code ISCO) (W2)

Value	Label	Cases	Percentage
8111	Mining-plant operators	0	
8112	Mineral-ore- and stone-processing-plant operators	0	
8113	Well drillers and borers and related workers	0	
8120	Metal-Processing-Plant Operators	1	0.3%
8121	Ore and metal furnace operators	1	0.3%
8122	Metal melters, casters and rolling-mill operators	3	0.8%
8123	Metal-heat-treating-plant operators	0	
8124	Metal drawers and extruders	0	
8125		2	0.5%
8130	Glass, Ceramics and Related Plant Operators	0	
8131	Glass and ceramics kiln and related machine operators	0	
8139	Glass, ceramics and related plant operators not elsewhere classified	0	
8140	Wood-Processing- and Papermaking-Plant Operators	0	
8141	Wood-processing-plant operators	2	0.5%
8142	Paper-pulp plant operators	0	
8143	Papermaking-plant operators	0	
8150	Chemical-Processing-Plant Operators	0	
8151	Crushing-, grinding- and chemical-mixing-machinery operators	0	
8152	Chemical-heat-treating-plant operators	0	
8153	Chemical-filtering- and separating-equipment operators	0	
8154	Chemical-still and reactor operators (except petroleum and natural gas)	0	
8155	Petroleum- and natural-gas-refining-plant operators	0	
8159	Chemical-processing-plant operators not elsewhere classified	0	
8160	Power-Production and Related Plant Operators	0	
8161	Power-production plant operators	0	
8162	Steam-engine and boiler operators	0	
8163	Incinerator, water-treatment and related plant operators	1	0.3%
8170	Automated-Assembly-Line and Industrial-Robot Operators	0	
8171	Automated-assembly-line operators	0	
8172	Industrial-robot operators	0	
8200	MACHINE OPERATORS AND ASSEMBLERS	0	
8210	Metal- and Mineral-Products Machine Operators	0	
8211	Machine-tool operators	2	0.5%
8212	Cement and other mineral products machine operators	0	
8220	Chemical-Products Machine Operators	0	
8221	8221 Pharmaceutical- and toiletry-products machine operators	0	
8222	Ammunition- and explosive-products machine operators	0	
8223	Metal finishing-, plating- and coating-machine operator	0	
8224	8224 Photographic-products machine operators	0	
8229	Chemical-products machine operators not elsewhere classified	0	
8230	Rubber- and Plastic-Products Machine Operators	1	0.3%
8231	Rubber-products machine operators	2	0.5%
8232	Plastic-products machine operators	1	0.3%
8240	Wood products machine operators	1	0.3%

## # b828: Last occupation (see code ISCO) (W2)

Value	Label	Cases	Percentage
8250	Printing-, Binding- and Paper-Products Machine Operators	0	
8251	Printing-machine operators	1	0.3%
8252	Bookbinding-machine operators	0	
8253	Paper-products machine operators	1	0.3%
8260	Textile-, Fur- and Leather-Products Machine Operators	0	
8261	Fibre-preparing-, spinning- and winding-machine operators	0	
8262	Weaving- and knitting-machine operators	3	0.8%
8263	Sewing-machine operators	4	1.0%
8264	Bleaching-, dyeing- and cleaning-machine operators	2	0.5%
8265	Fur- and leather-preparing-machine operators	0	
8266	Shoemaking- and related machine operators	1	0.3%
8269	Textile-, fur- and leather-products machine operators not elsewhere classified	0	
8270	Food and Related Products Machine Operators	1	0.3%
8271	Meat- and fish-processing-machine operators	0	
8272	Dairy-products machine operators	0	
8273	Grain- and spice-milling-machine operators	0	
8274	Baked-goods, cereal and chocolate-products machine operators	1	0.3%
8275	Fruit-, vegetable- and nut-processing-machine operators	0	
8276	Sugar production machine operators	0	
8277	Tea-, coffee-, and cocoa-processing-machine operators	0	
8278	Brewers, wine and other beverage machine operators	0	
8279	Tobacco production machine operators	0	
8280	Assemblers	1	0.3%
8281	Mechanical-machinery assemblers	0	
8282	Electrical-equipment assemblers	2	0.5%
8283	Electronic-equipment assemblers	0	
8284	Metal-, rubber- and plastic-products assemblers	0	
8285	Wood and related products assemblers	0	
8286	Paperboard, textile and related products assemblers	0	
8290	Other machine operators and assemblers	1	0.3%
8300	DRIVERS AND MOBILE-PLANT OPERATORS	0	
8310	Locomotive-Engine Drivers and Related Workers	0	
8311	Locomotive-engine drivers	3	0.8%
8312	Railway brakemen, signallers and shunters	0	
8320	Motor-Vehicle Drivers	5	1.3%
8321	Motor-cycle drivers	0	
8322	Car, taxi and van drivers	0	
8323	Bus and tram drivers	3	0.8%
8324	Heavy-truck and lorry drivers	5	1.3%
8330	Agricultural and Other Mobile-Plant Operators	0	
8331	Motorised farm and forestry plant operators	0	
8332	Earth-moving- and related plant operators	0	
8333	Crane, hoist and related plant operators	3	0.8%
8334	Lifting-truck operators	1	0.3%



## # b828: Last occupation (see code ISCO) (W2)

Value	Label	Cases	Percentage
8340	Ships' deck crews and related workers	0	
9000	ELEMENTARY OCCUPATIONS	0	
9100	SALES AND SERVICES ELEMENTARY OCCUPATIONS	2	0.5%
9110	Street Vendors and Related Workers	0	
9111	Street food vendors	0	
9112	Street vendors, non-food products	0	
9113	Door-to-door and telephone salespersons	0	
9120	Shoe cleaning and other street services elementary occupations	0	
9130	Domestic and Related Helpers, Cleaners and Launderers	0	
9131	Domestic helpers and cleaners	0	
9132	Helpers and cleaners in offices, hotels and other establishments	22	5.6%
9133	Hand-launderers and pressers	1	0.3%
9140	Building Caretakers, Window and Related Cleaners	0	
9141	Building caretakers	1	0.3%
9142	Vehicle, window and related cleaners	0	
9143		1	0.3%
9150	Messengers, Porters, Doorkeepers and Related Workers	0	
9151	Messengers, package and luggage porters and deliverers	3	0.8%
9152	Doorkeepers, watchpersons and related workers	8	2.0%
9153	Vending-machine money collectors, meter readers and related workers	0	
9160	Garbage Collectors and Related Labourers	0	
9161	Garbage collectors	0	
9162	Sweepers and related labourers	0	
9169		2	0.5%
9200	AGRICULTURAL, FISHERY AND RELATED LABOURERS	0	
9210	Agricultural, Fishery and Related Labourers	0	
9211	Farm-hands and labourers	2	0.5%
9212	Forestry labourers	0	
9213	Fishery, hunting and trapping labourers	0	
9300	LABOURERS IN MINING, CONSTRUCTION, MANUFACTURING AND TRANSPORT	1	0.3%
9310	Mining and Construction Labourers	0	
9311	Mining and quarrying labourers	0	
9312	Construction and maintenance labourers: roads, dams and similar constructions	0	
9313	Building construction labourers	7	1.8%
9320	Manufacturing Labourers	0	
9321	Assembling labourers	6	1.5%
9322	Hand packers and other manufacturing labourers	0	
9323		1	0.3%
9330	Transport Labourers and Freight Handlers	0	
9331	Hand or pedal vehicle drivers	0	
9332	Drivers of animal-drawn vehicles and machinery	0	
9333	Freight handlers	0	
9997	does not know	0	

# b828: Last occupation (see code ISCO) (W2)			
Value	Label	Cases	Percentage
9998	refusal	0	
9999	no response/not applicable	11	
Sysmiss		2746	
Warning: these figures indicate the number of cases found in the data file. They cannot be interpreted as summary statistics of the population of interest.			
# b828_1dig: Last occupation (see code ISCO) (W2)			
Information	[Type= discrete] [Format=numeric] [Range= 0-99] [Missing=*/9997/9998/9999]		
Statistics [NW/ W]	[Valid=403 -] [Invalid=2746 -]		
Definition	Q 924		
Universe	R is unemployed / student / retired / ill or permanently disabled / homemaker / in military or social service and had a job directly before this current status		
Pre-question	I would now like to ask a few questions about your previous job or business. If you were engaged in two or more jobs or businesses, I would like you to tell me only about the one in which you spent most of your working hours.		
Literal question	What was your last occupation? Please describe the principal activity you performed.		
Notes	Occupations were re-coded according to 1 digit ISCO codes		
Value	Label	Cases	Percentage
0	Armed Forces	0	
1	legislators, senior officials and managers	13	3.2%
2	professionals	28	6.9%
3	technicians and associate professionals	56	13.9%
4	clerks	44	10.9%
5	service workers and shop and market sales workers	56	13.9%
6	agricultural, forestry and fishery workers	6	1.5%
7	craft and related trades workers	67	16.6%
8	plant and machine operators and assemblers	65	16.1%
9	elementary occupations	57	14.1%
97	does not know	0	
98	refusal	0	
99	no response/not applicable	11	2.7%
Sysmiss		2746	
Warning: these figures indicate the number of cases found in the data file. They cannot be interpreted as summary statistics of the population of interest.			
# b829: Class of worker			
Information	[Type= discrete] [Format=numeric] [Range= 1-1201] [Missing=*/7/8/9]		
Statistics [NW/ W]	[Valid=403 -] [Invalid=2746 -]		
Definition	Q 925		
Universe	R is unemployed / student / retired / ill or permanently disabled / homemaker / in military or social service and had a job directly before this current status		
Literal question	Was this job or business...		
Value	Label	Cases	Percentage
1	work for an employer in paid employment	371	92.1%
2	self-employment	22	5.5%
3	work without payment in a family enterprise	9	2.2%
4	work in employment-related training or paid apprenticeship	1	0.2%
5	odd jobs	0	

# b829: Class of worker			
Value	Label	Cases	Percentage
6	another kind of work	0	
7	does not know	0	
8	refusal	0	
9	no response/not applicable	0	
Sysmiss		2746	
Warning: these figures indicate the number of cases found in the data file. They cannot be interpreted as summary statistics of the population of interest.			
# b830: Reason for stopping prev. job/business			
Information	[Type= discrete] [Format=numeric] [Range= 1-1501] [Missing=*/97/98/99]		
Statistics [NW/ W]	[Valid=403 /-] [Invalid=2746 /-]		
Definition	Q 926  - FRA: one additional item "1501 - retirement anticipated imposed by the employer". - GEO: one additional item "1301 - due to low salary".		
Universe	R is unemployed / student / retired / ill or permanently disabled / homemaker / in military or social service and had a job directly before this current status		
Pre-question	Card 926: Reason for Stopping Work.		
Literal question	Why did you stop working in your previous job or business? Please indicate the main reason.		
Value	Label	Cases	Percentage
1	laid off (business closure, redundancy, early retirement, dismissal etc.)	71	<div></div> 17.6%
2	mandatory retirement	114	<div></div> 28.3%
3	end of contract/temporary job	18	<div></div> 4.5%
4	sale/closure of own or family business	1	<div></div> 0.2%
5	marriage	0	
6	child birth/need to look after children	10	<div></div> 2.5%
7	need to look after old, sick, disabled person(s)	5	<div></div> 1.2%
8	partner's/spouse's job required move to another place	1	<div></div> 0.2%
9	studying	6	<div></div> 1.5%
10	military or social service	0	
11	own illness or disability	144	<div></div> 35.7%
12	wanted to retire or to live off private means	12	<div></div> 3.0%
13	other reason	21	<div></div> 5.2%
1301	due to low salary	0	
1501	retirement anticipated imposed by the employer	0	
97	does not know	0	
98	refusal	0	
99	no response/not applicable	0	
Sysmiss		2746	
Warning: these figures indicate the number of cases found in the data file. They cannot be interpreted as summary statistics of the population of interest.			
# b831: Any paid work in the last 7 days ending last Sunday			
Information	[Type= discrete] [Format=numeric] [Range= 1-99] [Missing=*/7/8/9]		
Statistics [NW/ W]	[Valid=1371 /-] [Invalid=1778 /-]		
Definition	Q 927		
Universe	If R is unemployed / student / retired / ill or permanently disabled / homemaker / in military or social service OR if code 12 on Q 901		

# b831: Any paid work in the last 7 days ending last Sunday			
<b>Literal question</b>		Did you do any paid work in the 7 days ending last Sunday, either as an employee or self-employed?	
Value	Label	Cases	Percentage
1	yes	137	<div><div></div></div> 10.0%
2	no	1234	<div><div></div></div> 90.0%
7	does not know	0	
8	refusal	0	
9	no response/not applicable	0	
Sysmiss		1778	
<i>Warning: these figures indicate the number of cases found in the data file. They cannot be interpreted as summary statistics of the population of interest.</i>			
# b832: Current occupation (see code ISCO) (W2)			
<b>Information</b>		[Type= discrete] [Format=numeric] [Range= 1-9993] [Missing=*/9997/9998/9999]	
<b>Statistics [NW/ W]</b>		[Valid=1768 /-] [Invalid=1381 /-]	
<b>Definition</b>		Q 929	
<b>Universe</b>		If code 2, 3, 4, 9 or 10 on 901 OR if code 1 on 927	
<b>Pre-question</b>		I would now like to ask a few questions about your current job or business. If you are engaged in two or more jobs or businesses, I would like you to tell me now only about the one in which you spend most of your working hours.	
<b>Literal question</b>		What is your current occupation? Please describe the principal activity you perform.	
Value	Label	Cases	Percentage
1	LEGISLATORS, SENIOR OFFICIALS, MANAGERS	0	
2	PROFESSIONALS	0	
3	TECHNICIANS AND ASSOCIATE PROFESSIONALS	0	
4	CLERKS	0	
5	SERVICE WORKERS AND SHOP AND MARKET SALES WORKERS	0	
6	SKILLED AGRICULTURAL AND FISHERY WORKERS	0	
7	CRAFT AND RELATED TRADES WORKERS	0	
8	PLANT AND MACHINE OPERATORS AND ASSEMBLERS	0	
9	ELEMENTARY OCCUPATIONS	0	
11	LEGISLATORS AND SENIOR OFFICIALS	0	
12	CORPORATE MANAGERS	0	
13	GENERAL MANAGERS	0	
21	PHYSICAL, MATHEMATICAL AND ENGINEERING SCIENCE PROFESSIONALS	0	
22	LIFE SCIENCE AND HEALTH PROFESSIONALS	0	
23	TEACHING PROFESSIONALS	0	
24	OTHER PROFESSIONALS	0	
31	PHYSICAL AND ENGINEERING SCIENCE ASSOCIATE PROFESSIONALS	0	
32	LIFE SCIENCE AND HEALTH ASSOCIATE PROFESSIONALS	0	
33	TEACHING ASSOCIATE PROFESSIONALS	0	
34	OTHER ASSOCIATE PROFESSIONALS	0	
41	OFFICE CLERKS	0	
42	CUSTOMER SERVICES CLERKS	0	
51	PERSONAL AND PROTECTIVE SERVICES WORKERS	0	
52	MODELS, SALESPERSONS AND DEMONSTRATORS	0	

## # b832: Current occupation (see code ISCO) (W2)

Value	Label	Cases	Percentage
61	MARKET-ORIENTED SKILLED AGRICULTURAL AND FISHERY WORKERS	0	
62	SUBSISTENCE AGRICULTURAL AND FISHERY WORKERS	0	
71	EXTRACTION AND BUILDING TRADES WORKERS	0	
72	METAL, MACHINERY AND RELATED TRADES WORKERS	0	
73	PRECISION, HANDICRAFT, PRINTING AND RELATED TRADES WORKERS	0	
74	OTHER CRAFT AND RELATED TRADES WORKERS	0	
81	STATIONARY-PLANT AND RELATED OPERATORS	0	
82	MACHINE OPERATORS AND ASSEMBLERS	0	
83	DRIVERS AND MOBILE-PLANT OPERATORS	0	
91	SALES AND SERVICES ELEMENTARY OCCUPATIONS	0	
92	AGRICULTURAL, FISHERY AND RELATED LABOURERS	0	
93	LABOURERS IN MINING, CONSTRUCTION, MANUFACTURING AND TRANSPORT	0	
110	Armed Forces	0	
111	Legislators	0	
112	Senior Government Officials	0	
113	Traditional Chiefs and Heads of Villages	0	
114	Senior Officials of Special-Interest Organisations	0	
121	Directors and Chief Executives	0	
122	Production and Operations Department Managers	0	
123	Other Department Managers	0	
131	General Managers	0	
211	Physicists, Chemists and Related Professionals	0	
212	Mathematicians, Statisticians and Related Professionals	0	
213	Computing Professionals	0	
214	Architects, Engineers and Related Professionals	0	
221	Life Science Professionals	0	
222	Health Professionals (except Nursing)	0	
223	Nursing and Midwifery Professionals	0	
231	COLLEGE, UNIVERSITY AND HIGHER EDUCATION TEACHING PROFESSIONALS	0	
232	Secondary Education Teaching Professionals	0	
233	Primary and Pre-Primary Education Teaching Professionals	0	
234	Special Education Teaching Professionals	0	
235	Other Teaching Professionals	0	
241	Business Professionals	0	
242	Legal Professionals	0	
243	ARCHIVISTS, LIBRARIANS AND RELATED INFORMATION PROFESSIONALS	0	
244	Social Science and Related Professionals	0	
245	Writers and Creative or Performing Artists	0	
246	Religious Professionals	0	
247	Public Service Administrative Professionals (COM ONLY)	0	
311	Physical and Engineering Science Technicians	0	
312	Computer Associate Professionals	0	

**# b832: Current occupation (see code ISCO) (W2)**

Value	Label	Cases	Percentage
313	Optical and Electronic Equipment Operators	0	
314	Ship and Aircraft Controllers and Technicians	0	
315	Safety and Quality Inspectors	0	
321	LIFE SCIENCE TECHNICIANS AND RELATED ASSOCIATE PROFESSIONALS	0	
322	Modern Health Associate Professionals (except Nursing)	0	
323	Nursing and Midwifery Associate Professionals	0	
324	Traditional Medicine Practitioners and Faith Healers	0	
331	Primary Education Teaching Associate Professionals	0	
332	Pre-Primary Education Teaching Associate Professionals	0	
333	Special Education Teaching Associate Professionals	0	
334	Other Teaching Associate Professionals	0	
341	Finance and Sales Associate Professionals	0	
342	Business Services Agents and Trade Brokers	0	
343	Administrative Associate Professionals	0	
344	CUSTOMS, TAX AND RELATED GOVERNMENT ASSOCIATE PROFESSIONALS	0	
345	Police Inspectors and Detectives	0	
346	Social Work Associate Professionals	0	
347	ARTISTIC, ENTERTAINMENT AND SPORTS ASSOCIATE PROFESSIONALS	0	
348	Religious Associate Professionals	0	
411	Secretaries and Keyboard-Operating Clerks	0	
412	Numerical Clerks	0	
413	Material-Recording and Transport Clerks	0	
414	Library, Mail and Related Clerks	0	
419	Other Office Clerks	0	
421	Cashiers, Tellers and Related Clerks	0	
422	Client Information Clerks	0	
511	Travel Attendants and Related Workers	0	
512	Housekeeping and Restaurant Services Workers	0	
513	Personal Care and Related Workers	0	
514	Other Personal Services Workers	0	
515	Astrologers, Fortune-Tellers and Related Workers	0	
516	Protective Services Workers	0	
521	Fashion and Other Models	0	
522	Shop Salespersons and Demonstrators	0	
523	Stall and Market Salespersons	0	
611	Market Gardeners and Crop Growers	0	
612	Market-Oriented Animal Producers and Related Workers	0	
613	Market-Oriented Crop and Animal Producers	0	
614	Forestry and Related Workers	0	
615	Fishery Workers, Hunters and Trappers	0	
621	Subsistence Agricultural and Fishery Workers	0	
711	Miners, Shotfirers, Stone Cutters and Carvers	0	
712	Building Frame and Related Trades Workers	0	

## # b832: Current occupation (see code ISCO) (W2)

Value	Label	Cases	Percentage
713	Building Finishers and Related Trades Workers	0	
714	Painters, Building Structure Cleaners and Related Trades	0	
721	Metal moulders, welders, sheet-metal workers, structural- metal preparers, and related trades workers	0	
722	Blacksmiths, Tool-Makers and Related Trades Workers	0	
723	Machinery Mechanics and Fitters	0	
724	Electrical and Electronic Equipment Mechanics and Fitters	0	
731	Precision Workers In Metal and Related Materials	0	
732	Potters, Glass-Makers and Related Trades Workers	0	
733	Handicraft workers in wood,textile, leather and related materials	0	
734	Printing and Related Trades Workers	0	
741	Food Processing and Related Trades Workers	0	
742	Wood Treaters, Cabinet-Makers and Related Trades Workers	0	
743	Textile, Garment and Related Trades Workers	0	
744	Pelt, Leather and Shoemaking Trades Workers	0	
811	Mining- and Mineral-Processing-Plant Operators	0	
812	Metal-Processing-Plant Operators	0	
813	Glass, Ceramics and Related Plant Operators	0	
814	Wood-Processing- and Papermaking-Plant Operators	0	
815	Chemical-Processing-Plant Operators	0	
816	Power-Production and Related Plant Operators	0	
817	Automated-Assembly-Line and Industrial-Robot Operators	0	
821	Metal- and Mineral-Products Machine Operators	0	
822	Chemical-Products Machine Operators	0	
823	Rubber- and Plastic-Products Machine Operators	0	
824	Wood-Products Machine Operators	0	
825	Printing-, Binding- and Paper-Products Machine Operators	0	
826	Textile-, Fur- and Leather-Products Machine Operators	0	
827	Food and Related Products Machine Operators	0	
828	Assemblers	0	
829	Other Machine Operators and Assemblers	0	
831	Locomotive-Engine Drivers and Related Workers	0	
832	Motor-Vehicle Drivers	0	
833	Agricultural and Other Mobile-Plant Operators	0	
834	Ships' Deck Crews and Related Workers	0	
911	Street Vendors and Related Workers	0	
912	Shoe cleaning and other street services elementary occupations	0	
913	Domestic and Related Helpers, Cleaners and Launderers	0	
914	Building Caretakers, Window and Related Cleaners	0	
915	Messengers, Porters, Doorkeepers and Related Workers	0	
916	Garbage Collectors and Related Labourers	0	
921	Agricultural, Fishery and Related Labourers	0	
931	Mining and Construction Labourers	0	
932	Manufacturing Labourers	0	
933	Transport Labourers and Freight Handlers	0	

## # b832: Current occupation (see code ISCO) (W2)

Value	Label	Cases	Percentage
1000	LEGISLATORS, SENIOR OFFICIALS, MANAGERS	0	
1100	LEGISLATORS AND SENIOR OFFICIALS	0	
1110	Legislators	0	
1113		1	0.1%
1120	Senior government officials	0	
1130	Traditional chiefs and heads of villages	0	
1140	Senior officials of special-interest organizations	0	
1141	Senior officials of political-party organisations	0	
1142	Senior officials of employers', workers' and other economic-interest organisations	0	
1143	Senior officials of humanitarian and other special-interest organisations	0	
1200	CORPORATE MANAGERS	0	
1210	Directors and chief executives	0	
1220	Production and operations department managers	0	
1221	Production and operations department managers in agriculture, hunting, forestry and fishing	0	
1222	Production and operations department managers in manufacturing	0	
1223	Production and operations department managers in construction	0	
1224	Production and operations department managers in wholesale and retail trade	0	
1225	Production and operations department managers in restaurants and hotels	0	
1226	Production and operations department managers in transport, storage and communications	0	
1227	Production and operations department managers in business services	0	
1228	Production and operations department managers in personal care, cleaning and related services	0	
1229	Production and operations department managers not elsewhere classified	0	
1230	Other Department Managers	0	
1231	Finance and administration department managers	0	
1232	Personnel and industrial relations department managers	0	
1233	Sales and marketing department managers	0	
1234	Advertising and public relations department managers	0	
1235	Supply and distribution department managers	0	
1236	Computing services department managers	0	
1237	Research and development department managers	0	
1239	Other department managers not elsewhere classified	0	
1300	GENERAL MANAGERS	1	0.1%
1310	General Managers	4	0.2%
1311	General managers in agriculture, hunting, forestry/ and fishing	0	
1312	General managers in manufacturing	3	0.2%
1313	General managers in construction	2	0.1%
1314	General managers in wholesale and retail trade	9	0.5%
1315	General managers of restaurants and hotels	5	0.3%
1316	General managers in transport, storage and communications	1	0.1%
1317	General managers of business services	1	0.1%



## # b832: Current occupation (see code ISCO) (W2)

Value	Label	Cases	Percentage
1318	General managers in personal care, cleaning and related services	0	
1319	General managers not elsewhere classified	5	0.3%
2000	PROFESSIONALS	0	
2100	PHYSICAL, MATHEMATICAL AND ENGINEERING SCIENCE PROFESSIONALS	3	0.2%
2110	Physicists, chemists and related professionals	1	0.1%
2111	Physicists and astronomers	0	
2112	Meteorologists	0	
2113	Chemists	0	
2114	Geologists and geophysicists	4	0.2%
2120	Mathematicians, Statisticians and Related Professionals	0	
2121	Mathematicians and related professionals	0	
2122	Statisticians	0	
2130	Computing Professionals	0	
2131	Computer systems designers and analysts	0	
2132	Computer programmers	17	1.0%
2139	Computing professionals not elsewhere classified	5	0.3%
2140	Architects, Engineers and Related Professionals	1	0.1%
2141	Architects, town and traffic planners	3	0.2%
2142	Civil engineers	5	0.3%
2143	Electrical engineers	4	0.2%
2144	Electronics and telecommunications engineers	1	0.1%
2145	Mechanical engineers	3	0.2%
2146	Chemical engineers	0	
2147	Mining engineers, metallurgists and related professionals	0	
2148	Cartographers and surveyors	0	
2149	Architects, engineers and related professionals not elsewhere classified	9	0.5%
2200	LIFE SCIENCE AND HEALTH PROFESSIONALS	1	0.1%
2210	Life Science Professionals	0	
2211	Biologists, botanists, zoologists and related professionals	3	0.2%
2212	Pharmacologists, pathologists and related professionals	0	
2213	Agronomists and related professionals	1	0.1%
2220	Health Professionals (except Nursing)	0	
2221	Medical doctors	13	0.7%
2222	Dentists	2	0.1%
2223	Veterinarians	0	
2224	Pharmacists	3	0.2%
2229	Health professionals (except nursing) not elsewhere classified	0	
2230	Nursing and midwifery professionals	0	
2300	TEACHING PROFESSIONALS	7	0.4%
2310	College, university and higher education teaching professionals	0	
2311		4	0.2%
2320	Secondary education teaching professionals	7	0.4%
2321		8	0.5%
2322		2	0.1%

## # b832: Current occupation (see code ISCO) (W2)

Value	Label	Cases	Percentage
2330	Primary and Pre-Primary Education Teaching Professionals	0	
2331	Primary education teaching professionals	21	1.2%
2332	Pre-primary education teaching professionals	3	0.2%
2340	Special education teaching professionals	0	
2341		1	0.1%
2350	Other Teaching Professionals	0	
2351	Education methods specialists	1	0.1%
2352	School inspectors	0	
2354		2	0.1%
2355		2	0.1%
2359	Other teaching professionals not elsewhere classified	40	2.3%
2400	OTHER PROFESSIONALS	2	0.1%
2410	Business Professionals	14	0.8%
2411	Accountants	39	2.2%
2412	Personnel and careers professionals	0	
2413		2	0.1%
2419	Business professionals not elsewhere classified	18	1.0%
2420	Legal Professionals	0	
2421	Lawyers	3	0.2%
2422	Judges	0	
2429	Legal professionals not elsewhere classified	0	
2430	ARCHIVISTS, LIBRARIANS AND RELATED INFORMATION PROFESSIONALS	0	
2431	Archivists and curators	1	0.1%
2432	Librarians and related information professionals	2	0.1%
2440	Social Science and Related Professionals	0	
2441	Economists	0	
2442	Sociologists, anthropologists and related professionals	0	
2443	Philosophers, historians and political scientists	1	0.1%
2444	Philologists, translators and interpreters	0	
2445	Psychologists	3	0.2%
2446	Social work professionals	3	0.2%
2450	Writers and Creative or Performing Artists	0	
2451	Authors, journalists and other writers	4	0.2%
2452	Sculptors, painters and related artists	0	
2453	Composers, musicians and singers	0	
2454	Choreographers and dancers	0	
2455	Film, stage and related actors and directors	4	0.2%
2456		1	0.1%
2457		1	0.1%
2458		1	0.1%
2460	Religious professionals	2	0.1%
2470	Public service administrative professionals [EU-COM]	0	
2534		1	0.1%
3000	TECHNICIANS AND ASSOCIATE PROFESSIONALS	0	

**# b832: Current occupation (see code ISCO) (W2)**

Value	Label	Cases	Percentage
3100	PHYSICAL AND ENGINEERING SCIENCE ASSOCIATE PROFESSIONALS	0	
3110	Physical and Engineering Science Technicians	1	0.1%
3111	Chemical and physical science technicians	0	
3112	Civil engineering technicians	11	0.6%
3113	Electrical engineering technicians	4	0.2%
3114	Electronics and telecommunications engineering technicians	2	0.1%
3115	Mechanical engineering technicians	6	0.3%
3116	Chemical engineering technicians	5	0.3%
3117	Mining and metallurgical technicians	0	
3118	Draughtspersons	0	
3119	Physical and engineering science technicians not elsewhere classified	28	1.6%
3120	Computer Associate Professionals	6	0.3%
3121	Computer assistants	3	0.2%
3122	Computer equipment operators	2	0.1%
3123	Industrial robot controllers	1	0.1%
3129		8	0.5%
3130	Optical and Electronic Equipment Operators	0	
3131	Photographers and image and sound recording equipment operators	1	0.1%
3132	Broadcasting and telecommunications equipment operators	0	
3133	Medical equipment operators	0	
3139	Optical and electronic equipment operators not elsewhere classified	0	
3140	Ship and Aircraft Controllers and Technicians	0	
3141	Ships' engineers	0	
3142	Ships' deck officers and pilots	0	
3143	Aircraft pilots and related associate professionals	0	
3144	Air traffic controllers	0	
3145	Air traffic safety technicians	0	
3150	Safety and Quality Inspectors	0	
3151	Building and fire inspectors	3	0.2%
3152	Safety, health and quality inspectors	9	0.5%
3200	LIFE SCIENCE AND HEALTH ASSOCIATE PROFESSIONALS	3	0.2%
3210	Life science technicians and related associate professionals	0	
3211	Life science technicians	10	0.6%
3212	Agronomy and forestry technicians	2	0.1%
3213	Farming and forestry advisers	0	
3220	Modern Health Associate Professionals (except Nursing)	0	
3221	Medical assistants	0	
3222	Sanitarians	0	
3223	Dieticians and nutritionists	0	
3224	Optometrists and opticians	1	0.1%
3225	Dental assistants	6	0.3%
3226	Physiotherapists and related associate professionals	2	0.1%
3227	Veterinary assistants	1	0.1%
3228	Pharmaceutical assistants	0	

## # b832: Current occupation (see code ISCO) (W2)

Value	Label	Cases	Percentage
3229	Modern health associate professionals (except nursing)	6	0.3%
3230	Nursing and Midwifery Associate Professionals	0	
3231	Nursing associate professionals	29	1.6%
3232	Midwifery associate professionals	2	0.1%
3233		1	0.1%
3240	Traditional Medicine Practitioners and Faith Healers	0	
3241	Traditional medicine practitioners	0	
3242	Faith healers	0	
3300	TEACHING ASSOCIATE PROFESSIONALS	0	
3310	Primary education teaching associate professionals	0	
3311		6	0.3%
3320	Pre-primary education teaching associate professionals	4	0.2%
3330	Special education teaching associate professionals	0	
3331		1	0.1%
3340	Other teaching associate professionals	0	
3343		1	0.1%
3349		5	0.3%
3400	OTHER ASSOCIATE PROFESSIONALS	0	
3410	Finance and Sales Associate Professionals	0	
3411	Securities and finance dealers and brokers	1	0.1%
3412	Insurance representatives	9	0.5%
3413	Estate agents	5	0.3%
3414	Travel consultants and organisers	2	0.1%
3415	Technical and commercial sales representatives	19	1.1%
3416	Buyers	1	0.1%
3417	Appraisers, valuers and auctioneers	1	0.1%
3419	Finance and sales associate professionals not elsewhere classified	26	1.5%
3420	Business Services Agents and Trade Brokers	0	
3421	Trade brokers	0	
3422	Clearing and forwarding agents	0	
3423	Employment agents and labour contractors	0	
3429	Business services agents and trade brokers not elsewhere classified	1	0.1%
3430	Administrative Associate Professionals	0	
3431	Administrative secretaries and related associate professionals	6	0.3%
3432	Legal and related business associate professionals	1	0.1%
3433	Bookkeepers	6	0.3%
3434	Statistical, mathematical and related associate professionals	0	
3436		1	0.1%
3439	Administrative associate professionals not elsewhere classified	41	2.3%
3440	Customs, tax and related government associate professionals	0	
3441	Customs and border inspectors	1	0.1%
3442	Government tax and excise officials	1	0.1%
3443	Government social benefits officials	2	0.1%
3444	Government licensing officials	0	

## # b832: Current occupation (see code ISCO) (W2)

Value	Label	Cases	Percentage
3449	Customs, tax and related government associate professionals not elsewhere classified	12	0.7%
3450	Police inspectors and detectives	0	
3456		7	0.4%
3460	Social work associate professionals	9	0.5%
3470	Artistic, entertainment and sports associate professionals	0	
3471	Decorators and commercial designers	2	0.1%
3472	Radio, television and other announcers	2	0.1%
3473	Street, night-club and related musicians, singers and dancers	0	
3474	Clowns, magicians, acrobats and related associate professionals	0	
3475	Athletes, sportspersons and related associate professionals	0	
3479		1	0.1%
3480	Religious associate professionals	0	
3482		4	0.2%
4000	CLERKS	0	
4100	OFFICE CLERKS	0	
4110	Secretaries and Keyboard-Operating Clerks	3	0.2%
4111	Stenographers and typists	11	0.6%
4112	Word-processor and related operators	0	
4113	Data entry operators	0	
4114	Calculating-machine operators	0	
4115	Secretaries	0	
4120	Numerical Clerks	7	0.4%
4121	Accounting and bookkeeping clerks	48	2.7%
4122	Statistical and finance clerks	0	
4123		2	0.1%
4130	Material-Recording and Transport Clerks	0	
4131	Stock clerks	22	1.2%
4132	Production clerks	4	0.2%
4133	Transport clerks	16	0.9%
4140	Library, Mail and Related Clerks	0	
4141	Library and filing clerks	2	0.1%
4142	Mail carriers and sorting clerks	11	0.6%
4143	Coding, proof-reading and related clerks	0	
4144	Scribes and related workers	0	
4190	Other office clerks	56	3.2%
4200	CUSTOMER SERVICES CLERKS	0	
4210	Cashiers, Tellers and Related Clerks	0	
4211	Cashiers and ticket clerks	1	0.1%
4212	Tellers and other counter clerks	8	0.5%
4213	Bookmakers and croupiers	10	0.6%
4214	Pawnbrokers and money-lenders	1	0.1%
4215	Debt-collectors and related workers	3	0.2%
4216		1	0.1%
4219		3	0.2%

## # b832: Current occupation (see code ISCO) (W2)

Value	Label	Cases	Percentage
4220	Client Information Clerks	0	
4221	Travel agency and related clerks	1	0.1%
4222	Receptionists and information clerks	8	0.5%
4223	Telephone switchboard operators	4	0.2%
4224		3	0.2%
5000	SERVICE WORKERS AND SHOP AND MARKET SALES WORKERS	0	
5100	PERSONAL AND PROTECTIVE SERVICES WORKERS	5	0.3%
5110	Travel Attendants and Related Workers	0	
5111	Travel attendants and travel stewards	1	0.1%
5112	Transport conductors	5	0.3%
5113	Travel guides	1	0.1%
5120	Housekeeping and Restaurant Services Workers	0	
5121	Housekeepers and related workers	1	0.1%
5122	Cooks	26	1.5%
5123	Waiters, waitresses and bartenders	20	1.1%
5124		2	0.1%
5130	Personal Care and Related Workers	0	
5131	Child-care workers	3	0.2%
5132	Institution-based personal care workers	1	0.1%
5133	Home-based personal care workers	5	0.3%
5139	Personal care and related workers not elsewhere classified	5	0.3%
5140	Other Personal Services Workers	0	
5141	Hairdressers, barbers, beauticians and related workers	10	0.6%
5142	Companions and valets	1	0.1%
5143	Undertakers and embalmers	0	
5144		3	0.2%
5149	Other personal services workers not elsewhere classified	3	0.2%
5150	Astrologers, Fortune-Tellers and Related Workers	0	
5151	Astrologers and related workers	0	
5152	Fortune-tellers, palmists and related workers	1	0.1%
5160	Protective Services Workers	0	
5161	Fire-fighters	2	0.1%
5162	Police officers	6	0.3%
5163	Prison guards	0	
5169	Protective services workers not elsewhere classified	16	0.9%
5200	MODELS, SALESPERSONS AND DEMONSTRATORS	0	
5210	Fashion and other models	0	
5211		104	5.9%
5212		2	0.1%
5220	Shop salespersons and demonstrators	0	
5230	Stall and market salespersons	0	
6000	6 SKILLED AGRICULTURAL AND FISHERY WORKERS	0	
6100	MARKET-ORIENTED SKILLED AGRICULTURAL AND FISHERY WORKERS	2	0.1%
6110	Market Gardeners and Crop Growers	0	

**# b832: Current occupation (see code ISCO) (W2)**

Value	Label	Cases	Percentage
6111	Field crop and vegetable growers	0	
6112	Tree and shrub crop growers	0	
6113	Gardeners, horticultural and nursery growers	3	0.2%
6114	Mixed-crop growers	0	
6120	Market-Oriented Animal Producers and Related Workers	0	
6121	Dairy and livestock producers	0	
6122	Poultry producers	1	0.1%
6123	Apiarists and sericulturists	0	
6124	Mixed-animal producers	0	
6129	Market-oriented animal producers and related workers not elsewhere classified	3	0.2%
6130	Market-oriented crop and animal producers	1	0.1%
6140	Forestry and Related Workers	0	
6141	Forestry workers and loggers	1	0.1%
6142	Charcoal burners and related workers	0	
6150	615 Fishery Workers, Hunters and Trappers	0	
6151	6151 Aquatic-life cultivation workers	0	
6152	Inland and coastal waters fishery workers	1	0.1%
6153	Deep-sea fishery workers	0	
6154	Hunters and trappers	0	
6200	SUBSISTENCE AGRICULTURAL AND FISHERY WORKERS	0	
6210	Subsistence agricultural and fishery workers	0	
7000	CRAFT AND RELATED TRADES WORKERS	0	
7100	EXTRACTION AND BUILDING TRADES WORKERS	0	
7110	Miners, Shotfirers, Stone Cutters and Carvers	3	0.2%
7111	Miners and quarry workers	0	
7112	Shotfirers and blasters	0	
7113	Stone splitters, cutters and carvers	0	
7115		1	0.1%
7120	Building Frame and Related Trades Workers	5	0.3%
7121	Builders, traditional materials	25	1.4%
7122	Bricklayers and stonemasons	2	0.1%
7123	Concrete placers, concrete finishers and related workers	3	0.2%
7124	Carpenters and joiners	0	
7129	Building frame and related trades workers not elsewhere classified	8	0.5%
7130	Building Finishers and Related Trades Workers	0	
7131	Roofers	0	
7132	Floor layers and tile setters	2	0.1%
7133	Plasterers	1	0.1%
7134	Insulation workers	0	
7135	Glaziers	1	0.1%
7136	Plumbers and pipe fitters	12	0.7%
7137	Building and related electricians	16	0.9%
7139	Building and installation workers n.e.c. (CH ONLY)	10	0.6%
7140	Painters, Building Structure Cleaners and Related Trades workers	0	

## # b832: Current occupation (see code ISCO) (W2)

Value	Label	Cases	Percentage
7141	Painters and related workers	5	0.3%
7142	Varnishers and related painters	3	0.2%
7143	Building structure cleaners	0	
7200	METAL, MACHINERY AND RELATED TRADES WORKERS	0	
7210	Metal moulders, welders, sheet-metal workers, structural- metal preparers, and related trades workers	0	
7211	Metal moulders and coremakers	0	
7212	Welders and flamecutters	7	0.4%
7213	Sheet metal workers	4	0.2%
7214	Structural-metal preparers and erectors	0	
7215	Riggers and cable splicers	0	
7216	Underwater workers	0	
7220	Blacksmiths, Tool-Makers and Related Trades Workers	11	0.6%
7221	Blacksmiths, hammer-smiths and forging-press workers	2	0.1%
7222	Tool-makers and related workers	0	
7223	Machine-tool setters and setter-operators	4	0.2%
7224	Metal wheel-grinders, polishers and tool sharpeners	36	2.0%
7226		21	1.2%
7227		5	0.3%
7230	Machinery Mechanics and Fitters	1	0.1%
7231	Motor vehicle mechanics and fitters	16	0.9%
7232	Aircraft engine mechanics and fitters	0	
7233	Handicraft workers in wood, textile, leather and related materials	0	
7235		5	0.3%
7239		16	0.9%
7240	Electrical and Electronic Equipment Mechanics and Fitters	5	0.3%
7241	Electrical mechanics and fitters	11	0.6%
7242	Electronics fitters	2	0.1%
7243	Electronics mechanics and servicers	4	0.2%
7244	Telegraph and telephone installers and servicers	0	
7245	Electrical line installers, repairers and cable jointers	0	
7246		3	0.2%
7247		1	0.1%
7300	PRECISION, HANDICRAFT, PRINTING AND RELATED TRADES WORKERS	0	
7310	Precision Workers In Metal and Related Materials	0	
7311	Precision-instrument makers and repairers	1	0.1%
7312	Musical instrument makers and tuners	0	
7313	Jewellery and precious-metal workers	0	
7320	Potters, Glass-Makers and Related Trades Workers	0	
7321	Abrasive wheel formers, potters and related workers	2	0.1%
7322	Glass makers, cutters, grinders and finishers	2	0.1%
7323	Glass engravers and etchers	0	
7324	Glass, ceramics and related decorative painters	1	0.1%
7330	Handicraft Workers In Wood, Textile, Leather and Related Materials	0	



**# b832: Current occupation (see code ISCO) (W2)**

Value	Label	Cases	Percentage
7331	Handicraft workers in wood and related materials	1	0.1%
7332	Handicraft workers in textile, leather and related materials	0	
7340	Printing and Related Trades Workers	0	
7341	Compositors, typesetters and related workers	0	
7342	Stereotypers and electrotypers	0	
7343	Printing engravers and etchers	1	0.1%
7344	Photographic and related workers	0	
7345	Bookbinders and related workers	0	
7346	Silk-screen, block and textile printers	0	
7400	OTHER CRAFT AND RELATED TRADES WORKERS	0	
7410	Food Processing and Related Trades Workers	0	
7411	Butchers, fishmongers and related food preparers	2	0.1%
7412	Bakers, pastry-cooks and confectionery makers	11	0.6%
7413	Dairy-products makers	0	
7414	Fruit, vegetable and related preservers	0	
7415	Food and beverage tasters and graders	0	
7416	Tobacco preparers and tobacco products makers	0	
7420	Wood Treaters, Cabinet-Makers and Related Trades Workers	2	0.1%
7421	Wood treaters	0	
7422	Cabinet makers and related workers	19	1.1%
7423	Woodworking machine setters and setter-operators	0	
7424	Basketry weavers, brush makers and related workers	0	
7430	Textile, Garment and Related Trades Workers	0	
7431	Fibre preparers	0	
7432	Weavers, knitters and related workers	0	
7433	Tailors, dressmakers and hatters	2	0.1%
7434	Furriers and related workers	0	
7435	Textile, leather and related pattern-makers and cutters	0	
7436	Sewers, embroiderers and related workers	6	0.3%
7437	Upholsterers and related workers	0	
7439		1	0.1%
7440	Pelt, Leather and Shoemaking Trades Workers	0	
7441	Pelt dressers, tanners and fellmongers	2	0.1%
7442	Shoe-makers and related workers	0	
7500		6	0.3%
7511		1	0.1%
7513		3	0.2%
7514		3	0.2%
7517		1	0.1%
7610		4	0.2%
8000	PLANT AND MACHINE OPERATORS AND ASSEMBLERS	0	
8100	STATIONARY-PLANT AND RELATED OPERATORS	2	0.1%
8110	Mining- and Mineral-Processing-Plant Operators	0	
8111	Mining-plant operators	0	
8112	Mineral-ore- and stone-processing-plant operators	0	

**# b832: Current occupation (see code ISCO) (W2)**

Value	Label	Cases	Percentage
8113	Well drillers and borers and related workers	0	
8120	Metal-Processing-Plant Operators	1	0.1%
8121	Ore and metal furnace operators	0	
8122	Metal melters, casters and rolling-mill operators	4	0.2%
8123	Metal-heat-treating-plant operators	0	
8124	Metal drawers and extruders	0	
8130	Glass, Ceramics and Related Plant Operators	0	
8131	Glass and ceramics kiln and related machine operators	1	0.1%
8139	Glass, ceramics and related plant operators not elsewhere classified	1	0.1%
8140	Wood-Processing- and Papermaking-Plant Operators	0	
8141	Wood-processing-plant operators	3	0.2%
8142	Paper-pulp plant operators	0	
8143	Papermaking-plant operators	1	0.1%
8150	Chemical-Processing-Plant Operators	1	0.1%
8151	Crushing-, grinding- and chemical-mixing-machinery operators	0	
8152	Chemical-heat-treating-plant operators	0	
8153	Chemical-filtering- and separating-equipment operators	0	
8154	Chemical-still and reactor operators (except petroleum and natural gas)	0	
8155	Petroleum- and natural-gas-refining-plant operators	0	
8159	Chemical-processing-plant operators not elsewhere classified	3	0.2%
8160	Power-Production and Related Plant Operators	0	
8161	Power-production plant operators	3	0.2%
8162	Steam-engine and boiler operators	3	0.2%
8163	Incinerator, water-treatment and related plant operators	0	
8170	Automated-Assembly-Line and Industrial-Robot Operators	0	
8171	Automated-assembly-line operators	0	
8172	Industrial-robot operators	0	
8200	MACHINE OPERATORS AND ASSEMBLERS	0	
8210	Metal- and Mineral-Products Machine Operators	0	
8211	Machine-tool operators	12	0.7%
8212	Cement and other mineral products machine operators	0	
8220	Chemical-Products Machine Operators	0	
8221	8221 Pharmaceutical- and toiletry-products machine operators	0	
8222	Ammunition- and explosive-products machine operators	1	0.1%
8223	Metal finishing-, plating- and coating-machine operator	0	
8224	8224 Photographic-products machine operators	1	0.1%
8229	Chemical-products machine operators not elsewhere classified	0	
8230	Rubber- and Plastic-Products Machine Operators	0	
8231	Rubber-products machine operators	0	
8232	Plastic-products machine operators	4	0.2%
8240	Wood products machine operators	0	
8250	Printing-, Binding- and Paper-Products Machine Operators	0	
8251	Printing-machine operators	2	0.1%
8252	Bookbinding-machine operators	0	

## # b832: Current occupation (see code ISCO) (W2)

Value	Label	Cases	Percentage
8253	Paper-products machine operators	0	
8260	Textile-, Fur- and Leather-Products Machine Operators	4	0.2%
8261	Fibre-preparing-, spinning- and winding-machine operators	0	
8262	Weaving- and knitting-machine operators	0	
8263	Sewing-machine operators	9	0.5%
8264	Bleaching-, dyeing- and cleaning-machine operators	2	0.1%
8265	Fur- and leather-preparing-machine operators	0	
8266	Shoemaking- and related machine operators	1	0.1%
8269	Textile-, fur- and leather-products machine operators not elsewhere classified	1	0.1%
8270	Food and Related Products Machine Operators	2	0.1%
8271	Meat- and fish-processing-machine operators	0	
8272	Dairy-products machine operators	0	
8273	Grain- and spice-milling-machine operators	0	
8274	Baked-goods, cereal and chocolate-products machine operators	2	0.1%
8275	Fruit-, vegetable- and nut-processing-machine operators	1	0.1%
8276	Sugar production machine operators	0	
8277	Tea-, coffee-, and cocoa-processing-machine operators	0	
8278	Brewers, wine and other beverage machine operators	1	0.1%
8279	Tobacco production machine operators	0	
8280	Assemblers	6	0.3%
8281	Mechanical-machinery assemblers	6	0.3%
8282	Electrical-equipment assemblers	1	0.1%
8283	Electronic-equipment assemblers	1	0.1%
8284	Metal-, rubber- and plastic-products assemblers	2	0.1%
8285	Wood and related products assemblers	1	0.1%
8286	Paperboard, textile and related products assemblers	0	
8287		1	0.1%
8290	Other machine operators and assemblers	9	0.5%
8300	DRIVERS AND MOBILE-PLANT OPERATORS	0	
8310	Locomotive-Engine Drivers and Related Workers	2	0.1%
8311	Locomotive-engine drivers	3	0.2%
8312	Railway brakemen, signallers and shunters	0	
8313		3	0.2%
8320	Motor-Vehicle Drivers	30	1.7%
8321	Motor-cycle drivers	0	
8322	Car, taxi and van drivers	1	0.1%
8323	Bus and tram drivers	9	0.5%
8324	Heavy-truck and lorry drivers	24	1.4%
8330	Agricultural and Other Mobile-Plant Operators	0	
8331	Motorised farm and forestry plant operators	6	0.3%
8332	Earth-moving- and related plant operators	2	0.1%
8333	Crane, hoist and related plant operators	1	0.1%
8334	Lifting-truck operators	2	0.1%
8340	Ships' deck crews and related workers	0	

## # b832: Current occupation (see code ISCO) (W2)

Value	Label	Cases	Percentage
8400		33	1.9%
9000	ELEMENTARY OCCUPATIONS	0	
9100	SALES AND SERVICES ELEMENTARY OCCUPATIONS	0	
9110	Street Vendors and Related Workers	0	
9111	Street food vendors	0	
9112	Street vendors, non-food products	0	
9113	Door-to-door and telephone salespersons	1	0.1%
9120	Shoe cleaning and other street services elementary occupations	0	
9130	Domestic and Related Helpers, Cleaners and Launderers	1	0.1%
9131	Domestic helpers and cleaners	1	0.1%
9132	Helpers and cleaners in offices, hotels and other establishments	43	2.4%
9133	Hand-launderers and pressers	0	
9134		5	0.3%
9140	Building Caretakers, Window and Related Cleaners	0	
9141	Building caretakers	2	0.1%
9142	Vehicle, window and related cleaners	4	0.2%
9150	Messengers, Porters, Doorkeepers and Related Workers	0	
9151	Messengers, package and luggage porters and deliverers	3	0.2%
9152	Doorkeepers, watchpersons and related workers	7	0.4%
9153	Vending-machine money collectors, meter readers and related workers	0	
9154		1	0.1%
9159		1	0.1%
9160	Garbage Collectors and Related Labourers	0	
9161	Garbage collectors	1	0.1%
9162	Sweepers and related labourers	0	
9169		7	0.4%
9200	AGRICULTURAL, FISHERY AND RELATED LABOURERS	0	
9210	Agricultural, Fishery and Related Labourers	0	
9211	Farm-hands and labourers	5	0.3%
9212	Forestry labourers	0	
9213	Fishery, hunting and trapping labourers	0	
9214		1	0.1%
9300	LABOURERS IN MINING, CONSTRUCTION, MANUFACTURING AND TRANSPORT	0	
9310	Mining and Construction Labourers	1	0.1%
9311	Mining and quarrying labourers	0	
9312	Construction and maintenance labourers: roads, dams and similar constructions	2	0.1%
9313	Building construction labourers	8	0.5%
9320	Manufacturing Labourers	2	0.1%
9321	Assembling labourers	17	1.0%
9322	Hand packers and other manufacturing labourers	0	
9323		2	0.1%
9330	Transport Labourers and Freight Handlers	0	
9331	Hand or pedal vehicle drivers	0	

# b832: Current occupation (see code ISCO) (W2)			
Value	Label	Cases	Percentage
9332	Drivers of animal-drawn vehicles and machinery	0	
9333	Freight handlers	1	0.1%
9339		19	1.1%
9997	does not know	0	
9998	refusal	0	
9999	no response/not applicable	147	
Sysmiss		1234	
Warning: these figures indicate the number of cases found in the data file. They cannot be interpreted as summary statistics of the population of interest.			
# b832_1dig: Current occupation (see code ISCO) (W2)			
Information	[Type= discrete] [Format=numeric] [Range= 0-99] [Missing=*/9997/9998/9999]		
Statistics [NW/ W]	[Valid=1768 /-] [Invalid=1381 /-]		
Definition	Q 929		
Universe	If code 2, 3, 4, 9 or 10 on 901 OR if code 1 on 927		
Pre-question	I would now like to ask a few questions about your current job or business. If you are engaged in two or more jobs or businesses, I would like you to tell me now only about the one in which you spend most of your working hours.		
Literal question	What is your current occupation? Please describe the principal activity you perform.		
Notes	Occupations were re-coded according to 1 digit ISCO codes		
Value	Label	Cases	Percentage
0	Armed Forces	0	
1	legislators, senior officials and managers	32	1.8%
2	professionals	279	15.8%
3	technicians and associate professionals	331	18.7%
4	clerks	225	12.7%
5	service workers and shop and market sales workers	223	12.6%
6	agricultural, forestry and fishery workers	12	0.7%
7	craft and related trades workers	322	18.2%
8	plant and machine operators and assemblers	209	11.8%
9	elementary occupations	135	7.6%
97	does not know	0	
98	refusal	0	
99	no response/not applicable	0	
Sysmiss		1381	
Warning: these figures indicate the number of cases found in the data file. They cannot be interpreted as summary statistics of the population of interest.			
# b833m: Starting date (mnth) of job/business (W2)			
Information	[Type= discrete] [Format=numeric] [Range= 1-2401] [Missing=*/97/98/99]		
Statistics [NW/ W]	[Valid=1666 /-] [Invalid=1483 /-]		
Definition	Q 930		
Universe	If code 2, 3, 4, 9 or 10 on 901 OR if code 1 on 927		
Literal question	In what month and year did you start this job or business?		
Value	Label	Cases	Percentage
1	January	163	9.8%
2	February	92	5.5%
3	March	95	5.7%

### # b833m: Starting date (mnth) of job/business (W2)

Value	Label	Cases	Percentage
4	April	116	7.0%
5	May	145	8.7%
6	June	148	8.9%
7	July	156	9.4%
8	August	136	8.2%
9	September	254	15.2%
10	October	96	5.8%
11	November	57	3.4%
12	December	48	2.9%
21	winter months at the beginning of the year (January, February)	22	1.3%
22	spring	26	1.6%
23	summer	90	5.4%
24	autumn	22	1.3%
25	winter at the end of the year (December)	0	
97	does not know	0	
98	refusal	0	
99	no response/not applicable	249	
Sysmiss		1234	

Warning: these figures indicate the number of cases found in the data file. They cannot be interpreted as summary statistics of the population of interest.

### # b833y: Starting date (yr) of job/business (W2)

<b>Information</b>	[Type= discrete] [Format=numeric] [Range= 1912-2401] [Missing=*/9997/9998/9999]
<b>Statistics [NW/ W]</b>	[Valid=1780 /-] [Invalid=1369 /-]
<b>Definition</b>	Q 930
<b>Universe</b>	If code 2, 3, 4, 9 or 10 on 901 OR if code 1 on 927
<b>Literal question</b>	In what month and year did you start this job or business?

Value	Label	Cases	Percentage
1953		1	0.1%
1963		1	0.1%
1964		2	0.1%
1965		3	0.2%
1966		5	0.3%
1967		3	0.2%
1968		7	0.4%
1969		11	0.6%
1970		9	0.5%
1971		9	0.5%
1972		9	0.5%
1973		9	0.5%
1974		10	0.6%
1975		10	0.6%
1976		8	0.4%
1977		13	0.7%
1978		10	0.6%
1979		12	0.7%

# b833y: Starting date (yr) of job/business (W2)			
Value	Label	Cases	Percentage
1980		14	0.8%
1981		16	0.9%
1982		15	0.8%
1983		13	0.7%
1984		11	0.6%
1985		20	1.1%
1986		19	1.1%
1987		16	0.9%
1988		21	1.2%
1989		24	1.3%
1990		47	2.6%
1991		30	1.7%
1992		57	3.2%
1993		35	2.0%
1994		51	2.9%
1995		47	2.6%
1996		40	2.2%
1997		43	2.4%
1998		57	3.2%
1999		55	3.1%
2000		96	5.4%
2001		66	3.7%
2002		66	3.7%
2003		69	3.9%
2004		100	5.6%
2005		120	6.7%
2006		207	11.6%
2007		191	10.7%
2008		102	5.7%
9997	does not know	0	
9998	refusal	0	
9999	no response/not applicable	135	
Sysmiss		1234	
Warning: these figures indicate the number of cases found in the data file. They cannot be interpreted as summary statistics of the population of interest.			
# b835: Number of hrs usually working per week (W2)			
Information	[Type= discrete] [Format=numeric] [Range= 0-9999] [Missing=*/997/998/999]		
Statistics [NW/ W]	[Valid=1751 /-] [Invalid=1398 /-]		
Definition	Q 931		
Universe	If code 2, 3, 4, 9 or 10 on 901 OR if code 1 on 927		
Literal question	How many hours per week do you normally work in this job or business including overtime?		
Value	Label	Cases	Percentage
2		1	0.1%
3		2	0.1%
4		1	0.1%

# **# b835: Number of hrs usually working per week (W2)**

Value	Label	Cases	Percentage
5		3	0.2%
6		3	0.2%
7		2	0.1%
8		10	0.6%
9		5	0.3%
10		18	1.0%
12		5	0.3%
13		1	0.1%
14		1	0.1%
15		11	0.6%
16		2	0.1%
18		3	0.2%
20		39	2.2%
21		3	0.2%
22		4	0.2%
24		6	0.3%
25		12	0.7%
26		1	0.1%
27		1	0.1%
28		2	0.1%
30		35	2.0%
32		3	0.2%
33		3	0.2%
34		1	0.1%
35		25	1.4%
36		7	0.4%
37		12	0.7%
38		30	1.7%
39		2	0.1%
40		616	35.2%
41		4	0.2%
42		158	9.0%
43		49	2.8%
44		36	2.1%
45		173	9.9%
46		16	0.9%
47		5	0.3%
48		50	2.9%
49		2	0.1%
50		211	12.1%
52		10	0.6%
54		2	0.1%
55		32	1.8%
56		3	0.2%
58		1	0.1%



# b835: Number of hrs usually working per week (W2)			
Value	Label	Cases	Percentage
60		97	<div></div> 5.5%
62		1	0.1%
65		3	0.2%
70		15	<div></div> 0.9%
77		1	0.1%
80		7	<div></div> 0.4%
84		1	0.1%
96		1	0.1%
100		2	0.1%
120		1	0.1%
997	does not know	0	
998	refusal	1	
999	no response/not applicable	163	
Sysmiss		1234	
Warning: these figures indicate the number of cases found in the data file. They cannot be interpreted as summary statistics of the population of interest.			
# b836: Location of work place (W2)			
Information	[Type= discrete] [Format=numeric] [Range= 1-2402] [Missing=*/7/8/9]		
Statistics [NW/ W]	[Valid=1816 /-] [Invalid=1333 /-]		
Definition	Q 932  - AUS: two specific values "2401-Works from home at least sometime", "2402-Does not work from home at all". - NLD: four specific items "1801 - does not work at home", "1802 - works at home less than 1 day a week", "1803 - works at home about 1 day a week", "1804 - works at home more than 1 day a week".		
Universe	If code 2, 3, 4, 9 or 10 on 901 OR if code 1 on 927		
Literal question	Which of the following statements best describes where you work?		
Value	Label	Cases	Percentage
1	usually work in one place away from home	1387	<div></div> 76.4%
2	usually work at home	53	<div></div> 2.9%
3	usually work part of the week at home and part away from home	61	<div></div> 3.4%
4	usually work in a variety of places away from home	315	<div></div> 17.3%
1801	does not work at home	0	
1802	works at home less than 1 day a week	0	
1803	works at home about 1 day a week	0	
1804	works at home more than 1 day a week	0	
2401	Works from home at least sometimes	0	
2402	Does not work from home at all	0	
7	does not know	0	
8	refusal	0	
9	no response/not applicable	99	
Sysmiss		1234	
Warning: these figures indicate the number of cases found in the data file. They cannot be interpreted as summary statistics of the population of interest.			
# b837: Work schedule			
Information	[Type= discrete] [Format=numeric] [Range= 1-10] [Missing=*/97/98/99]		
Statistics [NW/ W]	[Valid=1816 /-] [Invalid=1333 /-]		
Definition	Q 933		

# b837: Work schedule			
Universe	If code 2, 3, 4, 9 or 10 on 901 OR if code 1 on 927		
Pre-question	Card 933: Work Schedule.		
Literal question	When do you usually work at this job? Please choose your answer from the card.		
Value	Label	Cases	Percentage
1	during the daytime	1338	<div><div></div></div> 73.7%
2	in the evening	22	<div><div></div></div> 1.2%
3	at night	15	<div><div></div></div> 0.8%
4	early in the morning	15	<div><div></div></div> 0.8%
5	over the weekend	2	<div><div></div></div> 0.1%
6	the working hours change periodically	226	<div><div></div></div> 12.4%
7	two or more working periods each working day	30	<div><div></div></div> 1.7%
8	work on call	13	<div><div></div></div> 0.7%
9	irregular working times	135	<div><div></div></div> 7.4%
10	some other arrangement of working time	20	<div><div></div></div> 1.1%
97	does not know	0	
98	refusal	0	
99	no response/not applicable	99	
Sysmiss		1234	
Warning: these figures indicate the number of cases found in the data file. They cannot be interpreted as summary statistics of the population of interest.			
# b838: Class of worker			
Information	[Type= discrete] [Format=numeric] [Range= 1-2101] [Missing=*/7/8/9]		
Statistics [NW/ W]	[Valid=1816 /-] [Invalid=1333 /-]		
Definition	<p>Q 934</p> <p>ITA: Code 3 does not apply. In Italy, code 4 does not follow the employee route, but the self-employed route.</p> <p>RUS, one additional country-specific value: "1201-Farmer".</p>		
Universe	If code 2, 3, 4, 9 or 10 on 901 OR if code 1 on 927		
Literal question	Are you ...		
Value	Label	Cases	Percentage
1	a paid employee	1607	<div><div></div></div> 88.5%
2	self-employed	206	<div><div></div></div> 11.3%
3	in employment-related training or paid apprenticeship	0	
4	working without pay in a family enterprise	3	<div><div></div></div> 0.2%
1201	Farmer	0	
7	does not know	0	
8	refusal	0	
9	no response/not applicable	99	
Sysmiss		1234	
Warning: these figures indicate the number of cases found in the data file. They cannot be interpreted as summary statistics of the population of interest.			
# b839: Satisfaction about current job (see satisfaction scale) (W2)			
Information	[Type= discrete] [Format=numeric] [Range= 0-1804] [Missing=*/97/98/99]		
Statistics [NW/ W]	[Valid=1610 /-] [Invalid=1539 /-]		
Definition	Q 935		
Universe	If code 1, 3 or 4 on Q 934		

# b839: Satisfaction about current job (see satisfaction scale) (W2)			
Pre-question	Card 120: Satisfaction Scale.		
Literal question	How satisfied are you with your current job? Please use this card and tell me the value on the scale.		
Value	Label	Cases	Percentage
0	0=not at all satisfied	11	0.7%
1		12	0.7%
2		20	1.2%
3		21	1.3%
4		30	1.9%
5		191	11.9%
6		148	9.2%
7		256	15.9%
8		350	21.7%
9		244	15.2%
10	10=completely satisfied	327	20.3%
97	does not know	0	
98	refusal	0	
99	no response/not applicable	0	
Sysmiss		1539	
Warning: these figures indicate the number of cases found in the data file. They cannot be interpreted as summary statistics of the population of interest.			
# b840: Supervision or co-ordination responsibilities (W2)			
Information	[Type= discrete] [Format=numeric] [Range= 1-99] [Missing=*7/8/9]		
Statistics [NW/ W]	[Valid=1610 /-] [Invalid=1539 /-]		
Definition	Q 936		
Universe	If code 1, 3 or 4 on Q 934		
Literal question	Do you supervise or co-ordinate the work of any personnel?		
Value	Label	Cases	Percentage
1	yes	321	19.9%
2	no	1289	80.1%
6	unknown	0	
7	does not know	0	
8	refusal	0	
9	no response/not applicable	0	
Sysmiss		1539	
Warning: these figures indicate the number of cases found in the data file. They cannot be interpreted as summary statistics of the population of interest.			
# b841: Sex composition of business or organization local unit (W2)			
Information	[Type= discrete] [Format=numeric] [Range= 1-1101] [Missing=*7/8/9]		
Statistics [NW/ W]	[Valid=1610 /-] [Invalid=1539 /-]		
Definition	Q937 BGR: one additional item "1101-works alone"		
Universe	If code 1, 3 or 4 on Q 934		
Pre-question	Q 937		
Literal question	Is your local unit of the business or organisation where you work composed mostly of men, women or equally composed?		

# b841: Sex composition of business or organization local unit (W2)			
Value	Label	Cases	Percentage
1	mostly men	625	<div><div></div></div> 38.8%
2	mostly women	601	<div><div></div></div> 37.3%
3	about equally men and women	384	<div><div></div></div> 23.9%
1101	works alone	0	
7	does not know	0	
8	refusal	0	
9	no response/not applicable	0	
Sysmiss		1539	
Warning: these figures indicate the number of cases found in the data file. They cannot be interpreted as summary statistics of the population of interest.			
# b842: Business or organization private, public of mixed			
Information	[Type= discrete] [Format=numeric] [Range= 1-2401] [Missing=*/7/8/9]		
Statistics [NW/ W]	[Valid=1610 /-] [Invalid=1539 /-]		
Definition	Q 938  AUS: one additional item "2401-Other". GEO: one additional item "1301 - other (NGO,political parties,religious community etc)".		
Universe	If code 1, 3 or 4 on Q 934		
Literal question	Is the business or organisation where you work private, public or mixed?		
Value	Label	Cases	Percentage
1	private	1117	<div><div></div></div> 69.4%
2	public	432	<div><div></div></div> 26.8%
3	mixed	61	<div><div></div></div> 3.8%
1301	other (NGO,political parties,religious community etc)	0	
2401	Other	0	
7	does not know	0	
8	refusal	0	
9	no response/not applicable	0	
Sysmiss		1539	
Warning: these figures indicate the number of cases found in the data file. They cannot be interpreted as summary statistics of the population of interest.			
# b843_1: Services/benefits employer: 1 (W2)			
Information	[Type= discrete] [Format=numeric] [Range= 1-2505] [Missing=*/7/8/9]		
Statistics [NW/ W]	[Valid=1610 /-] [Invalid=1539 /-]		
Definition	Q 939  Country specific additional values: - BGR: five additional item "1101-meal coupons", "1102-public transportation", "1103-private medical insurance", "1104-working clothes", "1105-annual full-pay leave". - DEU: "1401 - child care services". - GEO: "1301 - paid holiday", "1302 - reimbursing illness", "1303 - transport", "1304 - nourishment". - LTU: "2501-Sport, health, leisure service", "2502-Transport expenses", "2503-Telephone or Internet expenses", "2504-Workwear", "2505-Nutrition". - RUS: "1201-Paid Leave", "1202-Sick Pay".		
Universe	If code 1, 3 or 4 on Q 934		
Literal question	Are you entitled to any of the following services or benefits that are either free or subsidised and are paid for by the business or organisation that you work for?		
Value	Label	Cases	Percentage
1	child-minding or creche	38	<div><div></div></div> 2.4%

# b843_1: Services/benefits employer: 1 (W2)			
Value	Label	Cases	Percentage
2	health care or medical insurance	1572	97.6%
3	education and training	0	
4	housing	0	
1101	meal coupons	0	
1102	public transportation	0	
1103	private medical insurance	0	
1104	working clothes	0	
1105	annual full pay leave	0	
1201	Paid Leave	0	
1202	Sick Pay	0	
1301	paid holiday	0	
1302	reimbursing illness	0	
1303	transport	0	
1304	nourishment	0	
1401	child care services	0	
2501	Sport, health, leisure service	0	
2502	Transport expences	0	
2503	Telephone or Internet expenses	0	
2504	Workwear	0	
2505	Nutrition	0	
7	does not know	0	
8	refusal	0	
9	no response/not applicable	0	
Sysmiss		1539	
Warning: these figures indicate the number of cases found in the data file. They cannot be interpreted as summary statistics of the population of interest.			
# b843_2: Services/benefits employer: 2 (W2)			
Information	[Type= discrete] [Format=numeric] [Range= 1-2505] [Missing=*/7/8/9]		
Statistics [NW/ W]	[Valid=1610 /-] [Invalid=1539 /-]		
Definition	Q 939  Country specific additional values: - BGR: five additional item "1101-meal coupons", "1102-public transportation", "1103-private medical insurance", "1104-working clothes", "1105-annual full-pay leave". - DEU: "1401 - child care services". - GEO: "1301 - paid holiday", "1302 - reimbursing illness", "1303 - transport", "1304 - nourishment". - LTU: "2501-Sport, health, leisure service", "2502-Transport expences", "2503-Telephone or Internet expenses", "2504-Workwear", "2505-Nutrition". - RUS: "1201-Paid Leave", "1202-Sick Pay".		
Universe	If code 1, 3 or 4 on Q 934		
Literal question	Are you entitled to any of the following services or benefits that are either free or subsidised and are paid for by the business or organisation that you work for?		
Value	Label	Cases	Percentage
1	child-minding or creche	405	25.2%
2	health care or medical insurance	1205	74.8%
3	education and training	0	
4	housing	0	
1101	meal coupons	0	

# b843_2: Services/benefits employer: 2 (W2)			
Value	Label	Cases	Percentage
1102	public transportation	0	
1103	private medical insurance	0	
1104	working clothes	0	
1105	annual full pay leave	0	
1201	Paid Leave	0	
1202	Sick Pay	0	
1301	paid holiday	0	
1302	reimbursing illness	0	
1303	transport	0	
1304	nourishment	0	
1401	child care services	0	
2501	Sport, health, leisure service	0	
2502	Transport expenses	0	
2503	Telephone or Internet expenses	0	
2504	Workwear	0	
2505	Nutrition	0	
7	does not know	0	
8	refusal	0	
9	no response/not applicable	0	
Sysmiss		1539	
Warning: these figures indicate the number of cases found in the data file. They cannot be interpreted as summary statistics of the population of interest.			
# b843_3: Services/benefits employer: 3 (W2)			
Information	[Type= discrete] [Format=numeric] [Range= 1-2505] [Missing=*7/8/9]		
Statistics [NW/ W]	[Valid=1610 /-] [Invalid=1539 /-]		
Definition	Q 939  Country specific additional values: - BGR: five additional item "1101-meal coupons", "1102-public transportation", "1103-private medical insurance", "1104-working clothes", "1105-annual full-pay leave". - DEU: "1401 - child care services". - GEO: "1301 - paid holiday", "1302 - reimbursing illness", "1303 - transport", "1304 - nourishment". - LTU: "2501-Sport, health, leisure service", "2502-Transport expenses", "2503-Telephone or Internet expenses", "2504-Workwear", "2505-Nutrition". - RUS: "1201-Paid Leave", "1202-Sick Pay".		
Universe	If code 1, 3 or 4 on Q 934		
Literal question	Are you entitled to any of the following services or benefits that are either free or subsidised and are paid for by the business or organisation that you work for?		
Value	Label	Cases	Percentage
1	child-minding or creche	759	47.1%
2	health care or medical insurance	851	52.9%
3	education and training	0	
4	housing	0	
1101	meal coupons	0	
1102	public transportation	0	
1103	private medical insurance	0	
1104	working clothes	0	
1105	annual full pay leave	0	

# b843_3: Services/benefits employer: 3 (W2)			
Value	Label	Cases	Percentage
1201	Paid Leave	0	
1202	Sick Pay	0	
1301	paid holiday	0	
1302	reimbursing illness	0	
1303	transport	0	
1304	nourishment	0	
1401	child care services	0	
2501	Sport, health, leisure service	0	
2502	Transport expences	0	
2503	Telephone or Internet expenses	0	
2504	Workwear	0	
2505	Nutrition	0	
7	does not know	0	
8	refusal	0	
9	no response/not applicable	0	
Sysmiss		1539	
Warning: these figures indicate the number of cases found in the data file. They cannot be interpreted as summary statistics of the population of interest.			
# b843_4: Services/benefits employer: 4 (W2)			
Information	[Type= discrete] [Format=numeric] [Range= 1-2505] [Missing=*/7/8/9]		
Statistics [NW/ W]	[Valid=1610 /-] [Invalid=1539 /-]		
Definition	Q 939  Country specific additional values: - BGR: five additional item "1101-meal coupons", "1102-public transportation", "1103-private medical insurance", "1104-working clothes", "1105-annual full-pay leave". - DEU: "1401 - child care services". - GEO: "1301 - paid holiday", "1302 - reimbursing illness", "1303 - transport", "1304 - nourishment". - LTU: "2501-Sport, health, leisure service", "2502-Transport expences", "2503-Telephone or Internet expenses", "2504-Workwear", "2505-Nutrition". - RUS: "1201-Paid Leave", "1202-Sick Pay".		
Universe	If code 1, 3 or 4 on Q 934		
Literal question	Are you entitled to any of the following services or benefits that are either free or subsidised and are paid for by the business or organisation that you work for?		
Value	Label	Cases	Percentage
1	child-minding or creche	68	4.2%
2	health care or medical insurance	1542	95.8%
3	education and training	0	
4	housing	0	
1101	meal coupons	0	
1102	public transportation	0	
1103	private medical insurance	0	
1104	working clothes	0	
1105	annual full pay leave	0	
1201	Paid Leave	0	
1202	Sick Pay	0	
1301	paid holiday	0	
1302	reimbursing illness	0	















# b843_4: Services/benefits employer: 4 (W2)			
Value	Label	Cases	Percentage
1303	transport	0	
1304	nourishment	0	
1401	child care services	0	
2501	Sport, health, leisure service	0	
2502	Transport expenses	0	
2503	Telephone or Internet expenses	0	
2504	Workwear	0	
2505	Nutrition	0	
7	does not know	0	
8	refusal	0	
9	no response/not applicable	0	
Sysmiss		1539	
<i>Warning: these figures indicate the number of cases found in the data file. They cannot be interpreted as summary statistics of the population of interest.</i>			
# b843_5: Services/benefits employer: 5			
Information	[Type= discrete] [Format=numeric] [Range= 1-2505] [Missing=*/7/8/9]		
Statistics [NW/ W]	[Valid=1610 /-] [Invalid=1539 /-]		
Definition	Q 939  Country specific additional values: - BGR: five additional item "1101-meal coupons", "1102-public transportation", "1103-private medical insurance", "1104-working clothes", "1105-annual full-pay leave". - DEU: "1401 - child care services". - GEO: "1301 - paid holiday", "1302 - reimbursing illness", "1303 - transport", "1304 - nourishment". - LTU: "2501-Sport, health, leisure service", "2502-Transport expenses", "2503-Telephone or Internet expenses", "2504-Workwear", "2505-Nutrition". - RUS: "1201-Paid Leave", "1202-Sick Pay".		
Universe	If code 1, 3 or 4 on Q 934		
Literal question	Are you entitled to any of the following services or benefits that are either free or subsidised and are paid for by the business or organisation that you work for?		
Value	Label	Cases	Percentage
1	child-minding or creche	387	24.0%
2	health care or medical insurance	1223	76.0%
3	education and training	0	
4	housing	0	
1101	meal coupons	0	
1102	public transportation	0	
1103	private medical insurance	0	
1104	working clothes	0	
1105	annual full pay leave	0	
1201	Paid Leave	0	
1202	Sick Pay	0	
1301	paid holiday	0	
1302	reimbursing illness	0	
1303	transport	0	
1304	nourishment	0	
1401	child care services	0	
2501	Sport, health, leisure service	0	



# b843_5: Services/benefits employer: 5			
Value	Label	Cases	Percentage
2502	Transport expences	0	
2503	Telephone or Internet expenses	0	
2504	Workwear	0	
2505	Nutrition	0	
7	does not know	0	
8	refusal	0	
9	no response/not applicable	0	
Sysmiss		1539	
Warning: these figures indicate the number of cases found in the data file. They cannot be interpreted as summary statistics of the population of interest.			
# b844: Employer allows flexible time arrangements for personal reason (W2)			
Information	[Type= discrete] [Format=numeric] [Range= 1-99] [Missing=*7/8/9]		
Statistics [NW/ W]	[Valid=1610 /-] [Invalid=1539 /-]		
Definition	Q 940		
Universe	If code 1, 3 or 4 on Q 934		
Literal question	Does your employer allow regular flexible time arrangements for personal reasons, like for adapting to children's schedules?		
Value	Label	Cases	Percentage
1	yes	582	36.1%
2	no	1028	63.9%
6	unknown	0	
7	does not know	0	
8	refusal	0	
9	no response/not applicable	0	
Sysmiss		1539	
Warning: these figures indicate the number of cases found in the data file. They cannot be interpreted as summary statistics of the population of interest.			
# b845: Type of contract (W2)			
Information	[Type= discrete] [Format=numeric] [Range= 1-2401] [Missing=*7/8/9]		
Statistics [NW/ W]	[Valid=1610 /-] [Invalid=1539 /-]		
Definition	Q 941 AUS: one additional item "2401-other".		
Universe	If code 1, 3 or 4 on Q 934		
Literal question	Is your current work contract, if you have any, a permanent contract, a fixed-term contract, or a temporary contract?		
Value	Label	Cases	Percentage
1	permanent	1365	84.8%
2	fixed-term	181	11.2%
3	temporary	53	3.3%
4	no written contract	11	0.7%
2401	Other	0	
7	does not know	0	
8	refusal	0	
9	no response/not applicable	0	
Sysmiss		1539	
Warning: these figures indicate the number of cases found in the data file. They cannot be interpreted as summary statistics of the population of interest.			

# b846: Regularity of work			
Information	[Type= discrete] [Format=numeric] [Range= 1-5] [Missing=*/7/8/9]		
Statistics [NW/ W]	[Valid=1610 /-] [Invalid=1539 /-]		
Definition	Q 942		
Universe	If code 1, 3 or 4 on Q 934		
Literal question	Aside from working time or hours, which of the following would best describe the regularity or irregularity of your work?		
Value	Label	Cases	Percentage
1	continuous through much of the year	1537	<div></div> 95.5%
2	seasonal	21	<div></div> 1.3%
3	intermittent	21	<div></div> 1.3%
4	casual	25	<div></div> 1.6%
5	other	6	<div></div> 0.4%
7	does not know	0	
8	refusal	0	
9	no response/not applicable	0	
Sysmiss		1539	
Warning: these figures indicate the number of cases found in the data file. They cannot be interpreted as summary statistics of the population of interest.			
# b847: Satisfaction about job security (see satisfaction scale) (W2)			
Information	[Type= discrete] [Format=numeric] [Range= 0-1804] [Missing=*/97/98/99]		
Statistics [NW/ W]	[Valid=1610 /-] [Invalid=1539 /-]		
Definition	Q 943		
Universe	If code 1, 3 or 4 on Q 934		
Pre-question	Card 120: Satisfaction Scale.		
Literal question	And how satisfied are you with job security? Please use this card and tell me the value on the scale.		
Value	Label	Cases	Percentage
0	0=not at all satisfied	17	<div></div> 1.1%
1		14	<div></div> 0.9%
2		14	<div></div> 0.9%
3		28	<div></div> 1.7%
4		32	<div></div> 2.0%
5		235	<div></div> 14.6%
6		141	<div></div> 8.8%
7		252	<div></div> 15.7%
8		327	<div></div> 20.3%
9		243	<div></div> 15.1%
10	10=completely satisfied	307	<div></div> 19.1%
97	does not know	0	
98	refusal	0	
99	no response/not applicable	0	
Sysmiss		1539	
Warning: these figures indicate the number of cases found in the data file. They cannot be interpreted as summary statistics of the population of interest.			
# b848: Intention to change company or start a business within next 3 yrs			
Information	[Type= discrete] [Format=numeric] [Range= 1-2403] [Missing=*/7/8/9]		
Statistics [NW/ W]	[Valid=1610 /-] [Invalid=1539 /-]		
Definition	Q 944		

# b848: Intention to change company or start a business within next 3 yrs			
	Only country-specific values: - AUS: "2401 - Yes", "2402 - No", "2403 - Maybe".		
Universe	If code 1, 3 or 4 on Q 934		
Literal question	Do you intend to change company or start a business within the next three years?		
Value	Label	Cases	Percentage
1	definitely not	837	<div></div> 52.0%
2	probably not	550	<div></div> 34.2%
3	probably yes	164	<div></div> 10.2%
4	definitely yes	59	<div></div> 3.7%
2401	Yes	0	
2402	No	0	
2403	Maybe	0	
7	does not know	0	
8	refusal	0	
9	no response/not applicable	0	
Sysmiss		1539	
Warning: these figures indicate the number of cases found in the data file. They cannot be interpreted as summary statistics of the population of interest.			

# b849: Intention to give up paid work within next 3 yrs (W2)			
Information	[Type= discrete] [Format=numeric] [Range= 1-2403] [Missing=*/7/8/9]		
Statistics [NW/ W]	[Valid=1610 /-] [Invalid=1539 /-]		
Definition	Q 945  Only country-specific values: - AUS: "2401 - Yes", "2402 - No", "2403 - Maybe".		
Universe	If code 1, 3 or 4 on Q 934		
Literal question	Do you intend to give up paid work within the next three years?		
Value	Label	Cases	Percentage
1	definitely not	1075	 66.8%
2	probably not	385	 23.9%
3	probably yes	107	 6.6%
4	definitely yes	43	 2.7%
2401	Yes	0	
2402	No	0	
2403	Maybe	0	
7	does not know	0	
8	refusal	0	
9	no response/not applicable	0	
Sysmiss		1539	
Warning: these figures indicate the number of cases found in the data file. They cannot be interpreted as summary statistics of the population of interest.			
# b850: Satisfaction about self-employment (see satisfaction scale) (W2)			
Information	[Type= discrete] [Format=numeric] [Range= 0-1804] [Missing=*/97/98/99]		
Statistics [NW/ W]	[Valid=206 /-] [Invalid=2943 /-]		
Definition	Q 946		
Universe	If code 2 on Q 934		
Pre-question	Card 120: Satisfaction Scale.		
Literal question	How satisfied are you with your self-employment? Please use this card and tell me the value on the scale.		
Value	Label	Cases	Percentage
0	0=not at all satisfied	3	 1.5%
2		2	 1.0%
3		2	 1.0%
4		6	 2.9%
5		22	 10.7%
6		15	 7.3%
7		29	 14.1%
8		37	 18.0%
9		36	 17.5%
10	10=completely satisfied	54	 26.2%
97	does not know	0	
98	refusal	0	
99	no response/not applicable	0	
Sysmiss		2943	
Warning: these figures indicate the number of cases found in the data file. They cannot be interpreted as summary statistics of the population of interest.			

# b851: Number of paid employees			
Information	[Type= discrete] [Format=numeric] [Range= 0-2410] [Missing=*/9997/9998/9999]		
Statistics [NW/ W]	[Valid=206 /-] [Invalid=2943 /-]		
Definition	Q 947  - AUS: ten additional values "2401-1 to 3", "2402-4 to 8", "2403-9 to 18", "2404-19 to 48", "2405-49 to 99", "2406-100 to 199", "2407-200 to 499", "2408-500 or more", "2409-Dont know, but fewer than 20", "2410-Dont know, but 20 or more". - FRA: two additional values "1501 - Less than 10 employees", "1502 - 10 employees or more".		
Universe	If code 2 on Q 934		
Literal question	How many paid employees do you have, including family members who work for pay?		
Value	Label	Cases	Percentage
0	no paid employees	161	<div><div></div></div> 78.2%
1		17	<div><div></div></div> 8.3%
2		10	<div><div></div></div> 4.9%
3		5	<div><div></div></div> 2.4%
4		3	<div><div></div></div> 1.5%
5		1	<div><div></div></div> 0.5%
6		1	<div><div></div></div> 0.5%
7		2	<div><div></div></div> 1.0%
10		1	<div><div></div></div> 0.5%
12		1	<div><div></div></div> 0.5%
15		1	<div><div></div></div> 0.5%
16		1	<div><div></div></div> 0.5%
24		1	<div><div></div></div> 0.5%
25		1	<div><div></div></div> 0.5%
1501	Less than 10 employees	0	
1502	10 employees or more	0	
2401	1 to 3	0	
2402	4 to 8	0	
2403	9 to 18	0	
2404	19 to 48	0	
2405	49 to 99	0	
2406	100 to 199	0	
2407	200 to 499	0	
2408	500 or more	0	
2409	Dont know, but fewer than 20	0	
2410	Dont know, but 20 or more	0	
9997	does not know	0	
9998	refusal	0	
9999	no response/not applicable	0	
Sysmiss		2943	
Warning: these figures indicate the number of cases found in the data file. They cannot be interpreted as summary statistics of the population of interest.			
# b852: Expectations about development of the business or farm within next 3 yrs			
Information	[Type= discrete] [Format=numeric] [Range= 1-2403] [Missing=*/7/8/9]		
Statistics [NW/ W]	[Valid=165 /-] [Invalid=2984 /-]		
Definition	Q 948		

# b852: Expectations about development of the business or farm within next 3 yrs			
	AUS: three country specific items "2401-Expect growth and expansion", "2402-Do not expect growth and expansion", "2403-Maybe expect growth and expansion"		
Universe	If code 2 on Q 934		
Literal question	What are your expectations about the development of your business or farm within the next three years? Do you think your business or farm will ...		
Value	Label	Cases	Percentage
1	grow and expand	38	23.0%
2	keep going as it is today	96	58.2%
3	decline	18	10.9%
4	probably be given up	13	7.9%
2401	Expect growth and expansion	0	
2402	Do not expect growth and expansion	0	
2403	Maybe expect growth and expansion	0	
7	does not know	41	
8	refusal	0	
9	no response/not applicable	0	
Sysmiss		2943	
Warning: these figures indicate the number of cases found in the data file. They cannot be interpreted as summary statistics of the population of interest.			
# b853: Intention to start a new business or take a job within next 3 yrs			
Information	[Type= discrete] [Format=numeric] [Range= 1-1802] [Missing=*/7/8/9]		
Statistics [NW/ W]	[Valid=206 /-] [Invalid=2943 /-]		
Definition	Q 949		
Universe	If code 2 on Q 934		
Literal question	Do you intend to start a new business or take a job during the next three years?		
Value	Label	Cases	Percentage
1	definitely not	110	53.4%
2	probably not	78	37.9%
3	probably yes	13	6.3%
4	definitely yes	5	2.4%
7	does not know	0	
8	refusal	0	
9	no response/not applicable	0	
Sysmiss		2943	
Warning: these figures indicate the number of cases found in the data file. They cannot be interpreted as summary statistics of the population of interest.			
# b854: Intention to give up paid work during next 3 yrs (W2)			
Information	[Type= discrete] [Format=numeric] [Range= 1-2403] [Missing=*/7/8/9]		
Statistics [NW/ W]	[Valid=206 /-] [Invalid=2943 /-]		
Definition	Q 950  Only country-specific values: - AUS: "2401 - Yes", "2402 - No", "2403 - Maybe".		
Universe	If code 2 on Q 934		
Literal question	Do you intend to give up paid work during the next three years?		
Value	Label	Cases	Percentage
1	definitely not	95	46.1%

# b854: Intention to give up paid work during next 3 yrs (W2)			
Value	Label	Cases	Percentage
2	probably not	82	<div></div> 39.8%
3	probably yes	22	<div></div> 10.7%
4	definitely yes	7	<div></div> 3.4%
2401	Yes	0	
2402	No	0	
2403	Maybe	0	
7	does not know	0	
8	refusal	0	
9	no response/not applicable	0	
Sysmiss		2943	
Warning: these figures indicate the number of cases found in the data file. They cannot be interpreted as summary statistics of the population of interest.			
# b855_a: I have come home from work too tired to do chores that need to be done (W2)			
Information	[Type= discrete] [Format=numeric] [Range= 1-4] [Missing=*/7/8/9]		
Statistics [NW/ W]	[Valid=1756 /-] [Invalid=1393 /-]		
Definition	Q 951.a		
Universe	If code 2, 3, 4, 9 or 10 on 901 OR if code 1 on 927		
Pre-question	How often has each of the following happened to you during the past three months? Card 951		
Literal question	I have come home from work too tired to do the chores that need to be done		
Value	Label	Cases	Percentage
1	several times a week	245	<div></div> 14.0%
2	several times a month	523	<div></div> 29.8%
3	once or twice a month	533	<div></div> 30.4%
4	never	455	<div></div> 25.9%
7	does not know	57	
8	refusal	0	
9	no response/not applicable	102	
Sysmiss		1234	
Warning: these figures indicate the number of cases found in the data file. They cannot be interpreted as summary statistics of the population of interest.			
# b855_b: Difficult fulfill family responsibilities because of amount time spent on job (W2)			
Information	[Type= discrete] [Format=numeric] [Range= 1-4] [Missing=*/7/8/9]		
Statistics [NW/ W]	[Valid=1617 /-] [Invalid=1532 /-]		
Definition	Q 951.b		
Universe	If code 2, 3, 4, 9 or 10 on 901 OR if code 1 on 927		
Pre-question	How often has each of the following happened to you during the past three months? Card 951		
Literal question	It has been difficult for me to fulfil my family responsibilities because of the amount of time I spent on my job		
Value	Label	Cases	Percentage
1	several times a week	112	<div></div> 6.9%
2	several times a month	382	<div></div> 23.6%
3	once or twice a month	419	<div></div> 25.9%
4	never	704	<div></div> 43.5%
7	does not know	196	
8	refusal	0	

# b855_b: Difficult fulfill family responsibilities because of amount time spent on job (W2)			
Value	Label	Cases	Percentage
9	no response/not applicable	102	
Sysmiss		1234	
Warning: these figures indicate the number of cases found in the data file. They cannot be interpreted as summary statistics of the population of interest.			
# b855_c: I have arrived at work too tired to function well because of hh work (W2)			
Information	[Type= discrete] [Format=numeric] [Range= 1-4] [Missing=*/7/8/9]		
Statistics [NW/ W]	[Valid=1657 /-] [Invalid=1492 /-]		
Definition	Q 951.c		
Universe	If code 2, 3, 4, 9 or 10 on 901 OR if code 1 on 927		
Pre-question	How often has each of the following happened to you during the past three months? Card 951		
Literal question	I have arrived at work too tired to function well because of the household work I had done		
Value	Label	Cases	Percentage
1	several times a week	43	<div><div></div></div> 2.6%
2	several times a month	133	<div><div></div></div> 8.0%
3	once or twice a month	229	<div><div></div></div> 13.8%
4	never	1252	<div><div></div></div> 75.6%
7	does not know	156	
8	refusal	0	
9	no response/not applicable	102	
Sysmiss		1234	
Warning: these figures indicate the number of cases found in the data file. They cannot be interpreted as summary statistics of the population of interest.			
# b855_d: I have found it difficult concentrate at work due to family responsibilities (W2)			
Information	[Type= discrete] [Format=numeric] [Range= 1-4] [Missing=*/7/8/9]		
Statistics [NW/ W]	[Valid=1598 /-] [Invalid=1551 /-]		
Definition	Q 951.d		
Universe	If code 2, 3, 4, 9 or 10 on 901 OR if code 1 on 927		
Pre-question	How often has each of the following happened to you during the past three months? Card 951		
Literal question	I have found it difficult to concentrate at work because of my family responsibilities		
Value	Label	Cases	Percentage
1	several times a week	44	<div><div></div></div> 2.8%
2	several times a month	113	<div><div></div></div> 7.1%
3	once or twice a month	293	<div><div></div></div> 18.3%
4	never	1148	<div><div></div></div> 71.8%
7	does not know	215	
8	refusal	0	
9	no response/not applicable	102	
Sysmiss		1234	
Warning: these figures indicate the number of cases found in the data file. They cannot be interpreted as summary statistics of the population of interest.			
# b856: Intention to retire or take early retirement within next 3 yrs (W2)			
Information	[Type= discrete] [Format=numeric] [Range= 1-2402] [Missing=*/7/8/9]		
Statistics [NW/ W]	[Valid=310 /-] [Invalid=2839 /-]		
Definition	Q 952 - AUS: only country-specific values "2401 - Yes", "2402 - No", "2403 - Maybe".		



# b856: Intention to retire or take early retirement within next 3 yrs (W2)			
	- FRA: one additional item "1501 - no legal right to retire".		
Universe	If R is older than 45 and not retired		
Literal question	Do you intend to retire or take early retirement within the next three years?		
Value	Label	Cases	Percentage
1	definitely not	138	<div><div></div></div> 44.5%
2	probably not	82	<div><div></div></div> 26.5%
3	probably yes	51	<div><div></div></div> 16.5%
4	definitely yes	39	<div><div></div></div> 12.6%
1501	no legal right to retire	0	
2401	Yes	0	
2402	No	0	
7	does not know	104	
8	refusal	0	
9	no response/not applicable	320	
Sysmiss		2415	
Warning: these figures indicate the number of cases found in the data file. They cannot be interpreted as summary statistics of the population of interest.			
# b860: Any income from additional job/business			
Information	[Type= discrete] [Format=numeric] [Range= 1-99] [Missing=*/7/8/9]		
Statistics [NW/ W]	[Valid=1813 /-] [Invalid=1336 /-]		
Definition	Q 953		
Universe	If code 2, 3, 4, 9 or 10 on 901 OR if code 1 on 927		
Literal question	Do you currently earn money from an additional job or business? This includes any kind of work like part-time work, odd jobs, homework, second jobs, part-time self-employment, running a small business, or part-time agriculture.		
Value	Label	Cases	Percentage
1	yes	109	<div><div></div></div> 6.0%
2	no	1704	<div><div></div></div> 94.0%
6	unknown	0	
7	does not know	0	
8	refusal	0	
9	no response/not applicable	102	
Sysmiss		1234	
Warning: these figures indicate the number of cases found in the data file. They cannot be interpreted as summary statistics of the population of interest.			
# b861: Kind of activity of additional job/business (see code ISCO)			
Information	[Type= continuous] [Format=numeric] [Range= 1-9333] [Missing=*/9997/9998/9999]		
Statistics [NW/ W]	[Valid=101 /-] [Invalid=3048 /-]		
Definition	Q 954		
Universe	If code 1 on Q 953		
Literal question	What kind of activity is this?		
Value	Label	Cases	Percentage
1	LEGISLATORS, SENIOR OFFICIALS, MANAGERS	0	
2	PROFESSIONALS	0	
3	TECHNICIANS AND ASSOCIATE PROFESSIONALS	0	
4	CLERKS	0	

## # b861: Kind of activity of additional job/business (see code ISCO)

Value	Label	Cases	Percentage
5	SERVICE WORKERS AND SHOP AND MARKET SALES WORKERS	0	
6	SKILLED AGRICULTURAL AND FISHERY WORKERS	0	
7	CRAFT AND RELATED TRADES WORKERS	0	
8	PLANT AND MACHINE OPERATORS AND ASSEMBLERS	0	
9	ELEMENTARY OCCUPATIONS	0	
11	LEGISLATORS AND SENIOR OFFICIALS	0	
12	CORPORATE MANAGERS	0	
13	GENERAL MANAGERS	0	
21	PHYSICAL, MATHEMATICAL AND ENGINEERING SCIENCE PROFESSIONALS	0	
22	LIFE SCIENCE AND HEALTH PROFESSIONALS	0	
23	TEACHING PROFESSIONALS	0	
24	OTHER PROFESSIONALS	0	
31	PHYSICAL AND ENGINEERING SCIENCE ASSOCIATE PROFESSIONALS	0	
32	LIFE SCIENCE AND HEALTH ASSOCIATE PROFESSIONALS	0	
33	TEACHING ASSOCIATE PROFESSIONALS	0	
34	OTHER ASSOCIATE PROFESSIONALS	0	
41	OFFICE CLERKS	0	
42	CUSTOMER SERVICES CLERKS	0	
51	PERSONAL AND PROTECTIVE SERVICES WORKERS	0	
52	MODELS, SALESPERSONS AND DEMONSTRATORS	0	
61	MARKET-ORIENTED SKILLED AGRICULTURAL AND FISHERY WORKERS	0	
62	SUBSISTENCE AGRICULTURAL AND FISHERY WORKERS	0	
71	EXTRACTION AND BUILDING TRADES WORKERS	0	
72	METAL, MACHINERY AND RELATED TRADES WORKERS	0	
73	PRECISION, HANDICRAFT, PRINTING AND RELATED TRADES WORKERS	0	
74	OTHER CRAFT AND RELATED TRADES WORKERS	0	
81	STATIONARY-PLANT AND RELATED OPERATORS	0	
82	MACHINE OPERATORS AND ASSEMBLERS	0	
83	DRIVERS AND MOBILE-PLANT OPERATORS	0	
91	SALES AND SERVICES ELEMENTARY OCCUPATIONS	0	
92	AGRICULTURAL, FISHERY AND RELATED LABOURERS	0	
93	LABOURERS IN MINING, CONSTRUCTION, MANUFACTURING AND TRANSPORT	0	
110	Armed Forces	0	
111	Legislators	0	
112	Senior Government Officials	0	
113	Traditional Chiefs and Heads of Villages	0	
114	Senior Officials of Special-Interest Organisations	0	
121	Directors and Chief Executives	0	
122	Production and Operations Department Managers	0	
123	Other Department Managers	0	
131	General Managers	0	

**# b861: Kind of activity of additional job/business (see code ISCO)**

Value	Label	Cases	Percentage
211	Physicists, Chemists and Related Professionals	0	
212	Mathematicians, Statisticians and Related Professionals	0	
213	Computing Professionals	0	
214	Architects, Engineers and Related Professionals	0	
221	Life Science Professionals	0	
222	Health Professionals (except Nursing)	0	
223	Nursing and Midwifery Professionals	0	
231	COLLEGE, UNIVERSITY AND HIGHER EDUCATION TEACHING PROFESSIONALS	0	
232	Secondary Education Teaching Professionals	0	
233	Primary and Pre-Primary Education Teaching Professionals	0	
234	Special Education Teaching Professionals	0	
235	Other Teaching Professionals	0	
241	Business Professionals	0	
242	Legal Professionals	0	
243	ARCHIVISTS, LIBRARIANS AND RELATED INFORMATION PROFESSIONALS	0	
244	Social Science and Related Professionals	0	
245	Writers and Creative or Performing Artists	0	
246	Religious Professionals	0	
247	Public Service Administrative Professionals (COM ONLY)	0	
311	Physical and Engineering Science Technicians	0	
312	Computer Associate Professionals	0	
313	Optical and Electronic Equipment Operators	0	
314	Ship and Aircraft Controllers and Technicians	0	
315	Safety and Quality Inspectors	0	
321	LIFE SCIENCE TECHNICIANS AND RELATED ASSOCIATE PROFESSIONALS	0	
322	Modern Health Associate Professionals (except Nursing)	0	
323	Nursing and Midwifery Associate Professionals	0	
324	Traditional Medicine Practitioners and Faith Healers	0	
331	Primary Education Teaching Associate Professionals	0	
332	Pre-Primary Education Teaching Associate Professionals	0	
333	Special Education Teaching Associate Professionals	0	
334	Other Teaching Associate Professionals	0	
341	Finance and Sales Associate Professionals	0	
342	Business Services Agents and Trade Brokers	0	
343	Administrative Associate Professionals	0	
344	CUSTOMS, TAX AND RELATED GOVERNMENT ASSOCIATE PROFESSIONALS	0	
345	Police Inspectors and Detectives	0	
346	Social Work Associate Professionals	0	
347	ARTISTIC, ENTERTAINMENT AND SPORTS ASSOCIATE PROFESSIONALS	0	
348	Religious Associate Professionals	0	
411	Secretaries and Keyboard-Operating Clerks	0	
412	Numerical Clerks	0	

**# b861: Kind of activity of additional job/business (see code ISCO)**

Value	Label	Cases	Percentage
413	Material-Recording and Transport Clerks	0	
414	Library, Mail and Related Clerks	0	
419	Other Office Clerks	0	
421	Cashiers, Tellers and Related Clerks	0	
422	Client Information Clerks	0	
511	Travel Attendants and Related Workers	0	
512	Housekeeping and Restaurant Services Workers	0	
513	Personal Care and Related Workers	0	
514	Other Personal Services Workers	0	
515	Astrologers, Fortune-Tellers and Related Workers	0	
516	Protective Services Workers	0	
521	Fashion and Other Models	0	
522	Shop Salespersons and Demonstrators	0	
523	Stall and Market Salespersons	0	
611	Market Gardeners and Crop Growers	0	
612	Market-Oriented Animal Producers and Related Workers	0	
613	Market-Oriented Crop and Animal Producers	0	
614	Forestry and Related Workers	0	
615	Fishery Workers, Hunters and Trappers	0	
621	Subsistence Agricultural and Fishery Workers	0	
711	Miners, Shotfirers, Stone Cutters and Carvers	0	
712	Building Frame and Related Trades Workers	0	
713	Building Finishers and Related Trades Workers	0	
714	Painters, Building Structure Cleaners and Related Trades	0	
721	Metal moulders, welders, sheet-metal workers, structural- metal preparers, and related trades workers	0	
722	Blacksmiths, Tool-Makers and Related Trades Workers	0	
723	Machinery Mechanics and Fitters	0	
724	Electrical and Electronic Equipment Mechanics and Fitters	0	
731	Precision Workers In Metal and Related Materials	0	
732	Potters, Glass-Makers and Related Trades Workers	0	
733	Handicraft workers in wood,textile, leather and related materials	0	
734	Printing and Related Trades Workers	0	
741	Food Processing and Related Trades Workers	0	
742	Wood Treaters, Cabinet-Makers and Related Trades Workers	0	
743	Textile, Garment and Related Trades Workers	0	
744	Pelt, Leather and Shoemaking Trades Workers	0	
811	Mining- and Mineral-Processing-Plant Operators	0	
812	Metal-Processing-Plant Operators	0	
813	Glass, Ceramics and Related Plant Operators	0	
814	Wood-Processing- and Papermaking-Plant Operators	0	
815	Chemical-Processing-Plant Operators	0	
816	Power-Production and Related Plant Operators	0	
817	Automated-Assembly-Line and Industrial-Robot Operators	0	
821	Metal- and Mineral-Products Machine Operators	0	

**# b861: Kind of activity of additional job/business (see code ISCO)**

Value	Label	Cases	Percentage
822	Chemical-Products Machine Operators	0	
823	Rubber- and Plastic-Products Machine Operators	0	
824	Wood-Products Machine Operators	0	
825	Printing-, Binding- and Paper-Products Machine Operators	0	
826	Textile-, Fur- and Leather-Products Machine Operators	0	
827	Food and Related Products Machine Operators	0	
828	Assemblers	0	
829	Other Machine Operators and Assemblers	0	
831	Locomotive-Engine Drivers and Related Workers	0	
832	Motor-Vehicle Drivers	0	
833	Agricultural and Other Mobile-Plant Operators	0	
834	Ships' Deck Crews and Related Workers	0	
911	Street Vendors and Related Workers	0	
912	Shoe cleaning and other street services elementary occupations	0	
913	Domestic and Related Helpers, Cleaners and Launderers	0	
914	Building Caretakers, Window and Related Cleaners	0	
915	Messengers, Porters, Doorkeepers and Related Workers	0	
916	Garbage Collectors and Related Labourers	0	
921	Agricultural, Fishery and Related Labourers	0	
931	Mining and Construction Labourers	0	
932	Manufacturing Labourers	0	
933	Transport Labourers and Freight Handlers	0	
1000	LEGISLATORS, SENIOR OFFICIALS, MANAGERS	0	
1100	LEGISLATORS AND SENIOR OFFICIALS	0	
1110	Legislators	0	
1120	Senior government officials	0	
1130	Traditional chiefs and heads of villages	0	
1140	Senior officials of special-interest organizations	0	
1141	Senior officials of political-party organisations	0	
1142	Senior officials of employers', workers' and other economic-interest organisations	0	
1143	Senior officials of humanitarian and other special-interest organisations	0	
1200	CORPORATE MANAGERS	0	
1210	Directors and chief executives	0	
1220	Production and operations department managers	0	
1221	Production and operations department managers in agriculture, hunting, forestry and fishing	0	
1222	Production and operations department managers in manufacturing	0	
1223	Production and operations department managers in construction	0	
1224	Production and operations department managers in wholesale and retail trade	0	
1225	Production and operations department managers in restaurants and hotels	0	
1226	Production and operations department managers in transport, storage and communications	0	
1227	Production and operations department managers in business services	0	

# b861: Kind of activity of additional job/business (see code ISCO)

Value	Label	Cases	Percentage
1228	Production and operations department managers in personal care, cleaning and related services	0	
1229	Production and operations department managers not elsewhere classified	0	
1230	Other Department Managers	0	
1231	Finance and administration department managers	0	
1232	Personnel and industrial relations department managers	0	
1233	Sales and marketing department managers	0	
1234	Advertising and public relations department managers	0	
1235	Supply and distribution department managers	0	
1236	Computing services department managers	0	
1237	Research and development department managers	0	
1239	Other department managers not elsewhere classified	0	
1300	GENERAL MANAGERS	0	
1310	General Managers	0	
1311	General managers in agriculture, hunting, forestry/ and fishing	0	
1312	General managers in manufacturing	0	
1313	General managers in construction	0	
1314	General managers in wholesale and retail trade	0	
1315	General managers of restaurants and hotels	0	
1316	General managers in transport, storage and communications	0	
1317	General managers of business services	0	
1318	General managers in personal care, cleaning and related services	0	
1319	General managers not elsewhere classified	0	
2000	PROFESSIONALS	0	
2100	PHYSICAL, MATHEMATICAL AND ENGINEERING SCIENCE PROFESSIONALS	0	
2110	Physicists, chemists and related professionals	0	
2111	Physicists and astronomers	0	
2112	Meteorologists	0	
2113	Chemists	0	
2114	Geologists and geophysicists	0	
2120	Mathematicians, Statisticians and Related Professionals	0	
2121	Mathematicians and related professionals	0	
2122	Statisticians	0	
2130	Computing Professionals	0	
2131	Computer systems designers and analysts	0	
2132	Computer programmers	1	1.3%
2139	Computing professionals not elsewhere classified	0	
2140	Architects, Engineers and Related Professionals	0	
2141	Architects, town and traffic planners	0	
2142	Civil engineers	0	
2143	Electrical engineers	1	1.3%
2144	Electronics and telecommunications engineers	0	
2145	Mechanical engineers	0	
2146	Chemical engineers	0	

## # b861: Kind of activity of additional job/business (see code ISCO)

Value	Label	Cases	Percentage
2147	Mining engineers, metallurgists and related professionals	0	
2148	Cartographers and surveyors	0	
2149	Architects, engineers and related professionals not elsewhere classified	0	
2200	LIFE SCIENCE AND HEALTH PROFESSIONALS	0	
2210	Life Science Professionals	0	
2211	Biologists, botanists, zoologists and related professionals	0	
2212	Pharmacologists, pathologists and related professionals	0	
2213	Agronomists and related professionals	0	
2220	Health Professionals (except Nursing)	0	
2221	Medical doctors	2	2.6%
2222	Dentists	0	
2223	Veterinarians	0	
2224	Pharmacists	0	
2229	Health professionals (except nursing) not elsewhere classified	0	
2230	Nursing and midwifery professionals	0	
2300	TEACHING PROFESSIONALS	3	3.9%
2310	College, university and higher education teaching professionals	0	
2320	Secondary education teaching professionals	0	
2330	Primary and Pre-Primary Education Teaching Professionals	0	
2331	Primary education teaching professionals	1	1.3%
2332	Pre-primary education teaching professionals	0	
2340	Special education teaching professionals	0	
2350	Other Teaching Professionals	0	
2351	Education methods specialists	0	
2352	School inspectors	0	
2359	Other teaching professionals not elsewhere classified	0	
2400	OTHER PROFESSIONALS	1	1.3%
2410	Business Professionals	0	
2411	Accountants	1	1.3%
2412	Personnel and careers professionals	0	
2419	Business professionals not elsewhere classified	1	1.3%
2420	Legal Professionals	0	
2421	Lawyers	0	
2422	Judges	0	
2429	Legal professionals not elsewhere classified	1	1.3%
2430	ARCHIVISTS, LIBRARIANS AND RELATED INFORMATION PROFESSIONALS	0	
2431	Archivists and curators	0	
2432	Librarians and related information professionals	0	
2440	Social Science and Related Professionals	0	
2441	Economists	0	
2442	Sociologists, anthropologists and related professionals	0	
2443	Philosophers, historians and political scientists	0	
2444	Philologists, translators and interpreters	0	
2445	Psychologists	4	5.2%

## # b861: Kind of activity of additional job/business (see code ISCO)

Value	Label	Cases	Percentage
2446	Social work professionals	0	
2450	Writers and Creative or Performing Artists	0	
2451	Authors, journalists and other writers	4	5.2%
2452	Sculptors, painters and related artists	1	1.3%
2453	Composers, musicians and singers	0	
2454	Choreographers and dancers	0	
2455	Film, stage and related actors and directors	0	
2460	Religious professionals	0	
2470	Public service administrative professionals [EU-COM]	0	
3000	TECHNICIANS AND ASSOCIATE PROFESSIONALS	0	
3100	PHYSICAL AND ENGINEERING SCIENCE ASSOCIATE PROFESSIONALS	1	1.3%
3110	Physical and Engineering Science Technicians	0	
3111	Chemical and physical science technicians	0	
3112	Civil engineering technicians	0	
3113	Electrical engineering technicians	0	
3114	Electronics and telecommunications engineering technicians	0	
3115	Mechanical engineering technicians	0	
3116	Chemical engineering technicians	0	
3117	Mining and metallurgical technicians	0	
3118	Draughtspersons	1	1.3%
3119	Physical and engineering science technicians not elsewhere classified	0	
3120	Computer Associate Professionals	0	
3121	Computer assistants	0	
3122	Computer equipment operators	0	
3123	Industrial robot controllers	0	
3130	Optical and Electronic Equipment Operators	0	
3131	Photographers and image and sound recording equipment operators	0	
3132	Broadcasting and telecommunications equipment operators	0	
3133	Medical equipment operators	0	
3139	Optical and electronic equipment operators not elsewhere classified	0	
3140	Ship and Aircraft Controllers and Technicians	0	
3141	Ships' engineers	0	
3142	Ships' deck officers and pilots	0	
3143	Aircraft pilots and related associate professionals	0	
3144	Air traffic controllers	0	
3145	Air traffic safety technicians	0	
3150	Safety and Quality Inspectors	0	
3151	Building and fire inspectors	0	
3152	Safety, health and quality inspectors	0	
3200	LIFE SCIENCE AND HEALTH ASSOCIATE PROFESSIONALS	0	
3210	Life science technicians and related associate professionals	0	
3211	Life science technicians	0	
3212	Agronomy and forestry technicians	0	
3213	Farming and forestry advisers	0	



**# b861: Kind of activity of additional job/business (see code ISCO)**

Value	Label	Cases	Percentage
3220	Modern Health Associate Professionals (except Nursing)	0	
3221	Medical assistants	0	
3222	Sanitarians	0	
3223	Dieticians and nutritionists	0	
3224	Optometrists and opticians	0	
3225	Dental assistants	0	
3226	Physiotherapists and related associate professionals	0	
3227	Veterinary assistants	0	
3228	Pharmaceutical assistants	0	
3229	Modern health associate professionals (except nursing)	0	
3230	Nursing and Midwifery Associate Professionals	0	
3231	Nursing associate professionals	1	1.3%
3232	Midwifery associate professionals	0	
3240	Traditional Medicine Practitioners and Faith Healers	0	
3241	Traditional medicine practitioners	0	
3242	Faith healers	0	
3300	TEACHING ASSOCIATE PROFESSIONALS	0	
3310	Primary education teaching associate professionals	0	
3320	Pre-primary education teaching associate professionals	0	
3330	Special education teaching associate professionals	0	
3340	Other teaching associate professionals	0	
3400	OTHER ASSOCIATE PROFESSIONALS	0	
3410	Finance and Sales Associate Professionals	3	3.9%
3411	Securities and finance dealers and brokers	1	1.3%
3412	Insurance representatives	1	1.3%
3413	Estate agents	1	1.3%
3414	Travel consultants and organisers	1	1.3%
3415	Technical and commercial sales representatives	0	
3416	Buyers	0	
3417	Appraisers, valuers and auctioneers	0	
3419	Finance and sales associate professionals not elsewhere classified	1	1.3%
3420	Business Services Agents and Trade Brokers	0	
3421	Trade brokers	0	
3422	Clearing and forwarding agents	0	
3423	Employment agents and labour contractors	0	
3429	Business services agents and trade brokers not elsewhere classified	0	
3430	Administrative Associate Professionals	1	1.3%
3431	Administrative secretaries and related associate professionals	0	
3432	Legal and related business associate professionals	0	
3433	Bookkeepers	0	
3434	Statistical, mathematical and related associate professionals	0	
3439	Administrative associate professionals not elsewhere classified	0	
3440	Customs, tax and related government associate professionals	0	
3441	Customs and border inspectors	0	
3442	Government tax and excise officials	0	

**# b861: Kind of activity of additional job/business (see code ISCO)**

Value	Label	Cases	Percentage
3443	Government social benefits officials	0	
3444	Government licensing officials	0	
3449	Customs, tax and related government associate professionals not elsewhere classified	1	1.3%
3450	Police inspectors and detectives	0	
3460	Social work associate professionals	0	
3470	Artistic, entertainment and sports associate professionals	0	
3471	Decorators and commercial designers	1	1.3%
3472	Radio, television and other announcers	0	
3473	Street, night-club and related musicians, singers and dancers	0	
3474	Clowns, magicians, acrobats and related associate professionals	0	
3475	Athletes, sportspersons and related associate professionals	0	
3480	Religious associate professionals	1	1.3%
4000	CLERKS	0	
4100	OFFICE CLERKS	3	3.9%
4110	Secretaries and Keyboard-Operating Clerks	0	
4111	Stenographers and typists	2	2.6%
4112	Word-processor and related operators	0	
4113	Data entry operators	0	
4114	Calculating-machine operators	0	
4115	Secretaries	0	
4120	Numerical Clerks	2	2.6%
4121	Accounting and bookkeeping clerks	1	1.3%
4122	Statistical and finance clerks	0	
4130	Material-Recording and Transport Clerks	0	
4131	Stock clerks	0	
4132	Production clerks	0	
4133	Transport clerks	0	
4140	Library, Mail and Related Clerks	1	1.3%
4141	Library and filing clerks	0	
4142	Mail carriers and sorting clerks	0	
4143	Coding, proof-reading and related clerks	0	
4144	Scribes and related workers	0	
4190	Other office clerks	1	1.3%
4200	CUSTOMER SERVICES CLERKS	0	
4210	Cashiers, Tellers and Related Clerks	0	
4211	Cashiers and ticket clerks	0	
4212	Tellers and other counter clerks	0	
4213	Bookmakers and croupiers	1	1.3%
4214	Pawnbrokers and money-lenders	0	
4215	Debt-collectors and related workers	0	
4220	Client Information Clerks	0	
4221	Travel agency and related clerks	0	
4222	Receptionists and information clerks	0	
4223	Telephone switchboard operators	1	1.3%

## # b861: Kind of activity of additional job/business (see code ISCO)

Value	Label	Cases	Percentage
5000	SERVICE WORKERS AND SHOP AND MARKET SALES WORKERS	0	
5100	PERSONAL AND PROTECTIVE SERVICES WORKERS	2	2.6%
5110	Travel Attendants and Related Workers	0	
5111	Travel attendants and travel stewards	0	
5112	Transport conductors	0	
5113	Travel guides	1	1.3%
5120	Housekeeping and Restaurant Services Workers	0	
5121	Housekeepers and related workers	0	
5122	Cooks	0	
5123	Waiters, waitresses and bartenders	0	
5130	Personal Care and Related Workers	0	
5131	Child-care workers	0	
5132	Institution-based personal care workers	0	
5133	Home-based personal care workers	2	2.6%
5139	Personal care and related workers not elsewhere classified	0	
5140	Other Personal Services Workers	0	
5141	Hairdressers, barbers, beauticians and related workers	0	
5142	Companions and valets	0	
5143	Undertakers and embalmers	0	
5149	Other personal services workers not elsewhere classified	2	2.6%
5150	Astrologers, Fortune-Tellers and Related Workers	0	
5151	Astrologers and related workers	0	
5152	Fortune-tellers, palmists and related workers	0	
5160	Protective Services Workers	0	
5161	Fire-fighters	1	1.3%
5162	Police officers	0	
5163	Prison guards	0	
5169	Protective services workers not elsewhere classified	1	1.3%
5200	MODELS, SALESPERSONS AND DEMONSTRATORS	0	
5210	Fashion and other models	0	
5220	Shop salespersons and demonstrators	0	
5230	Stall and market salespersons	1	1.3%
6000	6 SKILLED AGRICULTURAL AND FISHERY WORKERS	0	
6100	MARKET-ORIENTED SKILLED AGRICULTURAL AND FISHERY WORKERS	0	
6110	Market Gardeners and Crop Growers	0	
6111	Field crop and vegetable growers	0	
6112	Tree and shrub crop growers	0	
6113	Gardeners, horticultural and nursery growers	0	
6114	Mixed-crop growers	0	
6120	Market-Oriented Animal Producers and Related Workers	0	
6121	Dairy and livestock producers	0	
6122	Poultry producers	0	
6123	Apiarists and sericulturists	0	
6124	Mixed-animal producers	0	

## # b861: Kind of activity of additional job/business (see code ISCO)

Value	Label	Cases	Percentage
6129	Market-oriented animal producers and related workers not elsewhere classified	0	
6130	Market-oriented crop and animal producers	0	
6140	Forestry and Related Workers	0	
6141	Forestry workers and loggers	0	
6142	Charcoal burners and related workers	0	
6150	615 Fishery Workers, Hunters and Trappers	0	
6151	6151 Aquatic-life cultivation workers	0	
6152	Inland and coastal waters fishery workers	0	
6153	Deep-sea fishery workers	0	
6154	Hunters and trappers	0	
6200	SUBSISTENCE AGRICULTURAL AND FISHERY WORKERS	0	
6210	Subsistence agricultural and fishery workers	0	
7000	CRAFT AND RELATED TRADES WORKERS	0	
7100	EXTRACTION AND BUILDING TRADES WORKERS	0	
7110	Miners, Shotfirers, Stone Cutters and Carvers	0	
7111	Miners and quarry workers	0	
7112	Shotfirers and blasters	0	
7113	Stone splitters, cutters and carvers	0	
7120	Building Frame and Related Trades Workers	0	
7121	Builders, traditional materials	1	1.3%
7122	Bricklayers and stonemasons	0	
7123	Concrete placers, concrete finishers and related workers	0	
7124	Carpenters and joiners	0	
7129	Building frame and related trades workers not elsewhere classified	0	
7130	Building Finishers and Related Trades Workers	0	
7131	Roofers	0	
7132	Floor layers and tile setters	0	
7133	Plasterers	0	
7134	Insulation workers	0	
7135	Glaziers	0	
7136	Plumbers and pipe fitters	0	
7137	Building and related electricians	0	
7139	Building and installation workers n.e.c. (CH ONLY)	0	
7140	Painters, Building Structure Cleaners and Related Trades workers	0	
7141	Painters and related workers	0	
7142	Varnishers and related painters	0	
7143	Building structure cleaners	0	
7200	METAL, MACHINERY AND RELATED TRADES WORKERS	0	
7210	Metal moulders, welders, sheet-metal workers, structural- metal preparers, and related trades workers	0	
7211	Metal moulders and coremakers	0	
7212	Welders and flamecutters	0	
7213	Sheet metal workers	0	
7214	Structural-metal preparers and erectors	0	
7215	Riggers and cable splicers	0	

## # b861: Kind of activity of additional job/business (see code ISCO)

Value	Label	Cases	Percentage
7216	Underwater workers	0	
7220	Blacksmiths, Tool-Makers and Related Trades Workers	0	
7221	Blacksmiths, hammer-smiths and forging-press workers	0	
7222	Tool-makers and related workers	0	
7223	Machine-tool setters and setter-operators	0	
7224	Metal wheel-grinders, polishers and tool sharpeners	1	1.3%
7230	Machinery Mechanics and Fitters	0	
7231	Motor vehicle mechanics and fitters	1	1.3%
7232	Aircraft engine mechanics and fitters	0	
7233	Handicraft workers in wood, textile, leather and related materials	0	
7240	Electrical and Electronic Equipment Mechanics and Fitters	0	
7241	Electrical mechanics and fitters	0	
7242	Electronics fitters	0	
7243	Electronics mechanics and servicers	0	
7244	Telegraph and telephone installers and servicers	0	
7245	Electrical line installers, repairers and cable jointers	1	1.3%
7300	PRECISION, HANDICRAFT, PRINTING AND RELATED TRADES WORKERS	0	
7310	Precision Workers In Metal and Related Materials	0	
7311	Precision-instrument makers and repairers	0	
7312	Musical instrument makers and tuners	0	
7313	Jewellery and precious-metal workers	0	
7320	Potters, Glass-Makers and Related Trades Workers	0	
7321	Abrasive wheel formers, potters and related workers	0	
7322	Glass makers, cutters, grinders and finishers	0	
7323	Glass engravers and etchers	0	
7324	Glass, ceramics and related decorative painters	0	
7330	Handicraft Workers In Wood, Textile, Leather and Related Materials	0	
7331	Handicraft workers in wood and related materials	0	
7332	Handicraft workers in textile, leather and related materials	1	1.3%
7340	Printing and Related Trades Workers	0	
7341	Compositors, typesetters and related workers	0	
7342	Stereotypers and electrotypers	0	
7343	Printing engravers and etchers	0	
7344	Photographic and related workers	0	
7345	Bookbinders and related workers	0	
7346	Silk-screen, block and textile printers	0	
7400	OTHER CRAFT AND RELATED TRADES WORKERS	0	
7410	Food Processing and Related Trades Workers	0	
7411	Butchers, fishmongers and related food preparers	0	
7412	Bakers, pastry-cooks and confectionery makers	0	
7413	Dairy-products makers	0	
7414	Fruit, vegetable and related preservers	0	
7415	Food and beverage tasters and graders	0	
7416	Tobacco preparers and tobacco products makers	0	

# b861: Kind of activity of additional job/business (see code ISCO)			
Value	Label	Cases	Percentage
7420	Wood Treaters, Cabinet-Makers and Related Trades Workers	0	1.3%
7421	Wood treaters	0	
7422	Cabinet makers and related workers	1	
7423	Woodworking machine setters and setter-operators	0	
7424	Basketry weavers, brush makers and related workers	0	
7430	Textile, Garment and Related Trades Workers	0	
7431	Fibre preparers	0	
7432	Weavers, knitters and related workers	0	
7433	Tailors, dressmakers and hatters	0	
7434	Furriers and related workers	0	
7435	Textile, leather and related pattern-makers and cutters	0	
7436	Sewers, embroiderers and related workers	0	
7437	Upholsterers and related workers	0	
7440	Pelt, Leather and Shoemaking Trades Workers	0	
7441	Pelt dressers, tanners and fellmongers	0	
7442	Shoe-makers and related workers	0	
8000	PLANT AND MACHINE OPERATORS AND ASSEMBLERS	0	
8100	STATIONARY-PLANT AND RELATED OPERATORS	0	
8110	Mining- and Mineral-Processing-Plant Operators	0	
8111	Mining-plant operators	0	
8112	Mineral-ore- and stone-processing-plant operators	0	
8113	Well drillers and borers and related workers	0	
8120	Metal-Processing-Plant Operators	0	
8121	Ore and metal furnace operators	0	
8122	Metal melters, casters and rolling-mill operators	0	
8123	Metal-heat-treating-plant operators	0	
8124	Metal drawers and extruders	0	
8130	Glass, Ceramics and Related Plant Operators	0	
8131	Glass and ceramics kiln and related machine operators	0	
8139	Glass, ceramics and related plant operators not elsewhere classified	0	
8140	Wood-Processing- and Papermaking-Plant Operators	0	
8141	Wood-processing-plant operators	0	
8142	Paper-pulp plant operators	0	
8143	Papermaking-plant operators	0	
8150	Chemical-Processing-Plant Operators	0	
8151	Crushing-, grinding- and chemical-mixing-machinery operators	0	
8152	Chemical-heat-treating-plant operators	0	
8153	Chemical-filtering- and separating-equipment operators	0	
8154	Chemical-still and reactor operators (except petroleum and natural gas)	0	
8155	Petroleum- and natural-gas-refining-plant operators	0	
8159	Chemical-processing-plant operators not elsewhere classified	0	
8160	Power-Production and Related Plant Operators	0	
8161	Power-production plant operators	0	
8162	Steam-engine and boiler operators	0	

## # b861: Kind of activity of additional job/business (see code ISCO)

Value	Label	Cases	Percentage
8163	Incinerator, water-treatment and related plant operators	0	
8170	Automated-Assembly-Line and Industrial-Robot Operators	0	
8171	Automated-assembly-line operators	0	
8172	Industrial-robot operators	0	
8200	MACHINE OPERATORS AND ASSEMBLERS	0	
8210	Metal- and Mineral-Products Machine Operators	0	
8211	Machine-tool operators	0	
8212	Cement and other mineral products machine operators	0	
8220	Chemical-Products Machine Operators	0	
8221	8221 Pharmaceutical- and toiletry-products machine operators	0	
8222	Ammunition- and explosive-products machine operators	0	
8223	Metal finishing-, plating- and coating-machine operator	0	
8224	8224 Photographic-products machine operators	0	
8229	Chemical-products machine operators not elsewhere classified	0	
8230	Rubber- and Plastic-Products Machine Operators	0	
8231	Rubber-products machine operators	0	
8232	Plastic-products machine operators	0	
8240	Wood products machine operators	0	
8250	Printing-, Binding- and Paper-Products Machine Operators	0	
8251	Printing-machine operators	0	
8252	Bookbinding-machine operators	0	
8253	Paper-products machine operators	0	
8260	Textile-, Fur- and Leather-Products Machine Operators	0	
8261	Fibre-preparing-, spinning- and winding-machine operators	0	
8262	Weaving- and knitting-machine operators	0	
8263	Sewing-machine operators	0	
8264	Bleaching-, dyeing- and cleaning-machine operators	0	
8265	Fur- and leather-preparing-machine operators	0	
8266	Shoemaking- and related machine operators	0	
8269	Textile-, fur- and leather-products machine operators not elsewhere classified	0	
8270	Food and Related Products Machine Operators	0	
8271	Meat- and fish-processing-machine operators	0	
8272	Dairy-products machine operators	0	
8273	Grain- and spice-milling-machine operators	0	
8274	Baked-goods, cereal and chocolate-products machine operators	0	
8275	Fruit-, vegetable- and nut-processing-machine operators	0	
8276	Sugar production machine operators	0	
8277	Tea-, coffee-, and cocoa-processing-machine operators	0	
8278	Brewers, wine and other beverage machine operators	0	
8279	Tobacco production machine operators	0	
8280	Assemblers	0	
8281	Mechanical-machinery assemblers	0	
8282	Electrical-equipment assemblers	0	
8283	Electronic-equipment assemblers	0	

**# b861: Kind of activity of additional job/business (see code ISCO)**

Value	Label	Cases	Percentage
8284	Metal-, rubber- and plastic-products assemblers	0	
8285	Wood and related products assemblers	0	
8286	Paperboard, textile and related products assemblers	0	
8290	Other machine operators and assemblers	0	
8300	DRIVERS AND MOBILE-PLANT OPERATORS	0	
8310	Locomotive-Engine Drivers and Related Workers	0	
8311	Locomotive-engine drivers	0	
8312	Railway brakemen, signallers and shunters	0	
8320	Motor-Vehicle Drivers	0	
8321	Motor-cycle drivers	0	
8322	Car, taxi and van drivers	0	
8323	Bus and tram drivers	0	
8324	Heavy-truck and lorry drivers	0	
8330	Agricultural and Other Mobile-Plant Operators	0	
8331	Motorised farm and forestry plant operators	0	
8332	Earth-moving- and related plant operators	0	
8333	Crane, hoist and related plant operators	0	
8334	Lifting-truck operators	0	
8340	Ships' deck crews and related workers	0	
9000	ELEMENTARY OCCUPATIONS	0	
9100	SALES AND SERVICES ELEMENTARY OCCUPATIONS	0	
9110	Street Vendors and Related Workers	0	
9111	Street food vendors	0	
9112	Street vendors, non-food products	0	
9113	Door-to-door and telephone salespersons	1	1.3%
9120	Shoe cleaning and other street services elementary occupations	0	
9130	Domestic and Related Helpers, Cleaners and Launderers	0	
9131	Domestic helpers and cleaners	0	
9132	Helpers and cleaners in offices, hotels and other establishments	9	11.7%
9133	Hand-launderers and pressers	0	
9140	Building Caretakers, Window and Related Cleaners	0	
9141	Building caretakers	2	2.6%
9142	Vehicle, window and related cleaners	0	
9150	Messengers, Porters, Doorkeepers and Related Workers	0	
9151	Messengers, package and luggage porters and deliverers	0	
9152	Doorkeepers, watchpersons and related workers	0	
9153	Vending-machine money collectors, meter readers and related workers	0	
9160	Garbage Collectors and Related Labourers	0	
9161	Garbage collectors	0	
9162	Sweepers and related labourers	0	
9200	AGRICULTURAL, FISHERY AND RELATED LABOURERS	0	
9210	Agricultural, Fishery and Related Labourers	0	
9211	Farm-hands and labourers	1	1.3%
9212	Forestry labourers	0	



# b861: Kind of activity of additional job/business (see code ISCO)			
Value	Label	Cases	Percentage
9213	Fishery, hunting and trapping labourers	0	
9300	LABOURERS IN MINING, CONSTRUCTION, MANUFACTURING AND TRANSPORT	0	
9310	Mining and Construction Labourers	0	
9311	Mining and quarrying labourers	0	
9312	Construction and maintenance labourers: roads, dams and similar constructions	0	
9313	Building construction labourers	0	
9320	Manufacturing Labourers	0	
9321	Assembling labourers	0	
9322	Hand packers and other manufacturing labourers	0	
9330	Transport Labourers and Freight Handlers	0	
9331	Hand or pedal vehicle drivers	0	
9332	Drivers of animal-drawn vehicles and machinery	0	
9333	Freight handlers	0	
9997	does not know	0	
9998	refusal	0	
9999	no response/not applicable	8	
Warning: these figures indicate the number of cases found in the data file. They cannot be interpreted as summary statistics of the population of interest.			
# b861_1dig: Kind of activity of additional job/business (see code ISCO)			
Information	[Type= discrete] [Format=numeric] [Range= 0-99] [Missing=*/9997/9998/9999]		
Statistics [NW/ W]	[Valid=101 -/] [Invalid=3048 -/]		
Definition	Q 954		
Universe	If code 1 on Q 953		
Literal question	What kind of activity is this?		
Notes	Occupations were re-coded according to 1 digit ISCO codes		
Value	Label	Cases	Percentage
0	Armed Forces	0	
1	legislators, senior officials and managers	0	
2	professionals	26	<div></div> 25.7%
3	technicians and associate professionals	27	<div></div> 26.7%
4	clerks	12	<div></div> 11.9%
5	service workers and shop and market sales workers	15	<div></div> 14.9%
6	agricultural, forestry and fishery workers	0	
7	craft and related trades workers	8	<div></div> 7.9%
8	plant and machine operators and assemblers	0	
9	elementary occupations	13	<div></div> 12.9%
97	does not know	0	
98	refusal	0	
99	no response/not applicable	0	
Sysmiss		3048	
Warning: these figures indicate the number of cases found in the data file. They cannot be interpreted as summary statistics of the population of interest.			
# b862: Number of hrs usually working per week on additional job/business (W2)			
Information	[Type= discrete] [Format=numeric] [Range= 0-9999] [Missing=*/997/998/999]		

# b862: Number of hrs usually working per week on additional job/business (W2)			
Statistics [NW/ W]	[Valid=108 /-] [Invalid=3041 /-]		
Definition	Q 955		
Universe	If code 1 on Q 953		
Literal question	How many hours per week do you normally work in your additional job or business including overtime?		
Value	Label	Cases	Percentage
1		2	<div></div> 1.9%
2		7	<div></div> 6.5%
3		4	<div></div> 3.7%
4		7	<div></div> 6.5%
5		6	<div></div> 5.6%
6		8	<div></div> 7.4%
7		1	<div></div> 0.9%
8		8	<div></div> 7.4%
10		19	<div></div> 17.6%
12		2	<div></div> 1.9%
15		6	<div></div> 5.6%
16		2	<div></div> 1.9%
18		2	<div></div> 1.9%
20		18	<div></div> 16.7%
25		3	<div></div> 2.8%
30		4	<div></div> 3.7%
40		3	<div></div> 2.8%
42		3	<div></div> 2.8%
50		1	<div></div> 0.9%
70		1	<div></div> 0.9%
84		1	<div></div> 0.9%
997	does not know	0	
998	refusal	0	
999	no response/not applicable	1	
Sysmiss		3040	
Warning: these figures indicate the number of cases found in the data file. They cannot be interpreted as summary statistics of the population of interest.			
# b863: Class of worker of additional job/business			
Information	[Type= discrete] [Format=numeric] [Range= 1-1201] [Missing=*/7/8/9]		
Statistics [NW/ W]	[Valid=109 /-] [Invalid=3040 /-]		
Definition	Q 956		
Universe	If code 1 on Q 953		
Literal question	Is this additional job or business ...		
Value	Label	Cases	Percentage
1	work for an employer in paid employment	40	<div></div> 36.7%
2	self-employment	33	<div></div> 30.3%
3	work without payment in a family enterprise	0	
4	work in employment-related training or paid apprenticeship	0	
5	odd jobs	29	<div></div> 26.6%
6	another kind of work	7	<div></div> 6.4%

# b863: Class of worker of additional job/business			
Value	Label	Cases	Percentage
7	does not know	0	
8	refusal	0	
9	no response/not applicable	0	
Sysmiss		3040	
Warning: these figures indicate the number of cases found in the data file. They cannot be interpreted as summary statistics of the population of interest.			
# b864_1: Types income received last 12 mnths: 1 (W2)			
Information	[Type= discrete] [Format=numeric] [Range= 0-2810] [Missing=*/97/98/99]		
Statistics [NW/ W]	[Valid=2890 /-] [Invalid=259 /-]		
Definition	<p>Q 957</p> <p>Country-specific additional values:</p> <ul style="list-style-type: none"> <li>- AUT, five items "2110-Additional Earnings from a main job or business", "2111-Capital incomes/Rents", "2112-Unemployment benefit or job seeker's allowance / Social assistance payment", "2113-child allowance", "2114-child alimony".</li> <li>- BGR, six items "1101-social pension", "1102-childbirth benefit", "1103-additional payment for child(ren)", "1104-alimony for children", "1105-monetary transfers from relatives working abroad", "1106-other".</li> <li>- CZE: one item "2810-Grant".</li> <li>- DEU: four items "1401 - earnings from employment", "1402 - earnings from self-employment", "1403 - income from rent/leave/interest/insurance", "1404 - housing allowance".</li> <li>- FRA: one item "1501 - alimony or compensatory allowance".</li> <li>- GEO: one item "1301 - pension for long service".</li> <li>- NLD: two additional items "1801 - alimony", "1802 - other".</li> <li>- POL: four additional items "2601-pre-retirement pension or pre-retirement benefits", "2602-alimony", "2603 non-earned income", "2604-without any own sources of income".</li> </ul>		
Pre-question	Card 957: Payment Type		
Literal question	This list shows different types of income. Please tell me which of these types of income have you personally received during the last 12 months.		
Value	Label	Cases	Percentage
0	no payments	0	
1	earnings from a main job or business	1743	60.3%
2	earnings from an additional job or business	85	2.9%
3	retirement pension	821	28.4%
4	widow's or survivor's or war benefit	15	0.5%
5	disability allowance, incapacity or illness benefit	0	
6	unemployment benefit or job seeker's allowance	47	1.6%
7	social assistance payment	55	1.9%
8	study benefits or a scholarship	39	1.3%
9	maternity leave, parental leave or childcare leave benefit	56	1.9%
1101	social pension	0	
1102	childbirth benefit	0	
1103	additional payment for child(ren)	0	
1104	alimony for children	0	
1105	monetary transfers from relatives working abroad	0	
1106	other	0	
1301	pension for long service	0	
1401	earnings from employment	0	
1402	earnings from self-employment	0	
1403	income from rent/leave/interest/insurance	0	
1404	housing allowance	0	

### # b864\_1: Types income received last 12 mnths: 1 (W2)

Value	Label	Cases	Percentage
1501	alimony or compensatory allowance	0	
1801	alimony	0	
1802	other	0	
2110	Additional Earnings from a main job or business	0	
2111	Capital incomes/Rents	0	
2112	Unemployment benefit or job seeker's allowance / Social assistance payment	0	
2113	child allowance	0	
2114	child alimony	0	
2601	pre-retirement pension or pre-retirement benefits	0	
2602	alimony	0	
2603	non-earned income	0	
2604	without any own sources of income	0	
2810	Grant	29	1.0%
97	does not know	17	
98	refusal	79	
99	no response/not applicable	0	
Sysmiss		163	

Warning: these figures indicate the number of cases found in the data file. They cannot be interpreted as summary statistics of the population of interest.

### # b864\_2: Types income received last 12 mnths: 2 (W2)

<b>Information</b>	[Type= discrete] [Format=numeric] [Range= 0-2810] [Missing=*/97/98/99]
<b>Statistics [NW/ W]</b>	[Valid=407 -/] [Invalid=2742 -/]
<b>Definition</b>	<p>Q 957</p> <p>Country-specific additional values:</p> <ul style="list-style-type: none"> <li>- AUT: five items "2110-Additional Earnings from a main job or business", "2111-Capital incomes/Rents", "2112-Unemployment benefit or job seeker's allowance / Social assistance payment", "2113-child allowance", "2114-child alimony".</li> <li>- BGR: six items "1101-social pension", "1102-childbirth benefit", "1103-additional payment for child(ren)", "1104-alimony for children", "1105-monetary transfers from relatives working abroad", "1106-other".</li> <li>- CZE: one item "2810-Grant".</li> <li>- DEU: four items "1401 - earnings from employment", "1402 - earnings from self-employment", "1403 - income from rent/leave/interest/insurance", "1404 - housing allowance".</li> <li>- FRA: one item "1501 - alimony or compensatory allowance".</li> <li>- GEO: one item "1301 - pension for long service".</li> <li>- NLD: two additional items "1801 - alimony", "1802 - other".</li> <li>- POL: four additional items "2601-pre-retirement pension or pre-retirement benefits", "2602-alimony", "2603 non-earned income", "2604-without any own sources of income".</li> </ul>
<b>Pre-question</b>	Card 957: Payment Type
<b>Literal question</b>	This list shows different types of income. Please tell me which of these types of income have you personally received during the last 12 months.

Value	Label	Cases	Percentage
0	no payments	0	
1	earnings from a main job or business	0	
2	earnings from an additional job or business	86	21.1%
3	retirement pension	80	19.7%
4	widow's or survivor's or war benefit	116	28.5%
5	disability allowance, incapacity or illness benefit	0	
6	unemployment benefit or job seeker's allowance	16	3.9%

### # b864\_2: Types income received last 12 mnths: 2 (W2)

Value	Label	Cases	Percentage
7	social assistance payment	37	9.1%
8	study benefits or a scholarship	14	3.4%
9	maternity leave, parental leave or childcare leave benefit	45	11.1%
1101	social pension	0	
1102	childbirth benefit	0	
1103	additional payment for child(ren)	0	
1104	alimony for children	0	
1105	monetary transfers from relatives working abroad	0	
1106	other	0	
1301	pension for long service	0	
1401	earnings from employment	0	
1402	earnings from self-employment	0	
1403	income from rent/leave/interest/insurance	0	
1404	housing allowance	0	
1501	alimony or compensatory allowance	0	
1801	alimony	0	
1802	other	0	
2110	Additional Earnings from a main job or business	0	
2111	Capital incomes/Rents	0	
2112	Unemployment benefit or job seeker's allowance / Social assistance payment	0	
2113	child allowance	0	
2114	child alimony	0	
2601	pre-retirement pension or pre-retirement benefits	0	
2602	alimony	0	
2603	non-earned income	0	
2604	without any own sources of income	0	
2810	Grant	13	3.2%
97	does not know	0	
98	refusal	0	
99	no response/not applicable	0	
Sysmiss		2742	

Warning: these figures indicate the number of cases found in the data file. They cannot be interpreted as summary statistics of the population of interest.

### # b864\_3: Types income received last 12 mnths: 3 (W2)

<b>Information</b>	[Type= discrete] [Format=numeric] [Range= 0-2810] [Missing=*/97/98/99]
<b>Statistics [NW/ W]</b>	[Valid=31 /-] [Invalid=3118 /-]
<b>Definition</b>	<p>Q 957</p> <p>Country-specific additional values:</p> <ul style="list-style-type: none"> <li>- AUT, five items "2110-Additional Earnings from a main job or business", "2111-Capital incomes/Rents", "2112-Unemployment benefit or job seeker's allowance / Social assistance payment", "2113-child allowance", "2114-child alimony".</li> <li>- BGR, six items "1101-social pension", "1102-childbirth benefit", "1103-additional payment for child(ren)", "1104-alimony for children", "1105-monetary transfers from relatives working abroad", "1106-other".</li> <li>- CZE: one item "2810-Grant".</li> <li>- DEU: four items "1401 - earnings from employment", "1402 - earnings from self-employment", "1403 - income from rent/leave/interest/insurance", "1404 - housing allowance".</li> <li>- FRA: one item "1501 - alimony or compensatory allowance".</li> <li>- GEO: one item "1301 - pension for long service".</li> </ul>

### # b864\_3: Types income received last 12 mnths: 3 (W2)

	- NLD: two additional items "1801 - alimony", "1802 - other". - POL: four additional items "2601-pre-retirement pension or pre-retirement benefits", "2602-alimony", "2603 non-earned income", "2604-without any own sources of income".
<b>Pre-question</b>	Card 957: Payment Type
<b>Literal question</b>	This list shows different types of income. Please tell me which of these types of income have you personally received during the last 12 months.

Value	Label	Cases	Percentage
0	no payments	0	
1	earnings from a main job or business	0	
2	earnings from an additional job or business	0	
3	retirement pension	2	6.5%
4	widow's or survivor's or war benefit	10	32.3%
5	disability allowance, incapacity or illness benefit	0	
6	unemployment benefit or job seeker's allowance	1	3.2%
7	social assistance payment	2	6.5%
8	study benefits or a scholarship	1	3.2%
9	maternity leave, parental leave or childcare leave benefit	13	41.9%
1101	social pension	0	
1102	childbirth benefit	0	
1103	additional payment for child(ren)	0	
1104	alimony for children	0	
1105	monetary transfers from relatives working abroad	0	
1106	other	0	
1301	pension for long service	0	
1401	earnings from employment	0	
1402	earnings from self-employment	0	
1403	income from rent/leave/interest/insurance	0	
1404	housing allowance	0	
1501	alimony or compensatory allowance	0	
1801	alimony	0	
1802	other	0	
2110	Additional Earnings from a main job or business	0	
2111	Capital incomes/Rents	0	
2112	Unemployment benefit or job seeker's allowance / Social assistance payment	0	
2113	child allowance	0	
2114	child alimony	0	
2601	pre-retirement pension or pre-retirement benefits	0	
2602	alimony	0	
2603	non-earned income	0	
2604	without any own sources of income	0	
2810	Grant	2	6.5%
97	does not know	0	
98	refusal	0	
99	no response/not applicable	0	
Sysmiss		3118	






Warning: these figures indicate the number of cases found in the data file. They cannot be interpreted as summary statistics of the population of interest.

# b864_4: Types income received last 12 mnths: 4 (W2)			
Information	[Type= discrete] [Format=numeric] [Range= 0-2810] [Missing=*/97/98/99]		
Statistics [NW/ W]	[Valid=2 /-] [Invalid=3147 /-]		
Definition	<p>Q 957</p> <p>Country-specific additional values:</p> <ul style="list-style-type: none"> <li>- AUT, five items "2110-Additional Earnings from a main job or business", "2111-Capital incomes/Rents", "2112-Unemployment benefit or job seeker's allowance / Social assistance payment", "2113-child allowance", "2114-child alimony".</li> <li>- BGR, six items "1101-social pension", "1102-childbirth benefit", "1103-additional payment for child(ren)", "1104-alimony for children", "1105-monetary transfers from relatives working abroad", "1106-other".</li> <li>- CZE: one item "2810-Grant".</li> <li>- DEU: four items "1401 - earnings from employment", "1402 - earnings from self-employment", "1403 - income from rent/leave/interest/insurance", "1404 - housing allowance".</li> <li>- FRA: one item "1501 - alimony or compensatory allowance".</li> <li>- GEO: one item "1301 - pension for long service".</li> <li>- NLD: two additional items "1801 - alimony", "1802 - other".</li> <li>- POL: four additional items "2601-pre-retirement pension or pre-retirement benefits", "2602-alimony", "2603 non-earned income", "2604-without any own sources of income".</li> </ul>		
Pre-question	Card 957: Payment Type		
Literal question	This list shows different types of income. Please tell me which of these types of income have you personally received during the last 12 months.		
Value	Label	Cases	Percentage
0	no payments	0	
1	earnings from a main job or business	0	
2	earnings from an additional job or business	0	
3	retirement pension	0	
4	widow's or survivor's or war benefit	0	
5	disability allowance, incapacity or illness benefit	0	
6	unemployment benefit or job seeker's allowance	0	
7	social assistance payment	1	50.0%
8	study benefits or a scholarship	0	
9	maternity leave, parental leave or childcare leave benefit	0	
1101	social pension	0	
1102	childbirth benefit	0	
1103	additional payment for child(ren)	0	
1104	alimony for children	0	
1105	monetary transfers from relatives working abroad	0	
1106	other	0	
1301	pension for long service	0	
1401	earnings from employment	0	
1402	earnings from self-employment	0	
1403	income from rent/leave/interest/insurance	0	
1404	housing allowance	0	
1501	alimony or compensatory allowance	0	
1801	alimony	0	
1802	other	0	
2110	Additional Earnings from a main job or business	0	
2111	Capital incomes/Rents	0	
2112	Unemployment benefit or job seeker's allowance / Social assistance payment	0	
2113	child allowance	0	

# b864_4: Types income received last 12 mnths: 4 (W2)			
Value	Label	Cases	Percentage
2114	child alimony	0	
2601	pre-retirement pension or pre-retirement benefits	0	
2602	alimony	0	
2603	non-earned income	0	
2604	without any own sources of income	0	
2810	Grant	1	50.0%
97	does not know	0	
98	refusal	0	
99	no response/not applicable	0	
Sysmiss		3147	
Warning: these figures indicate the number of cases found in the data file. They cannot be interpreted as summary statistics of the population of interest.			
# b865_1: Number of payments received last 12 mnths type income 1			
Information	[Type= continuous] [Format=numeric] [Range= 0-9999] [Missing=*/997/998/999]		
Statistics [NW/ W]	[Valid=2861 -/] [Invalid=288 -/]		
Definition	Q 958 NLD: one additional item "1801 - irregularly"		
Literal question	How many times have you received this {payment type} during the last 12 months?		
Value	Label	Cases	Percentage
1801	irregularly	0	
9997	does not know	0	
9998	refusal	0	
9999	not applicable/no response	1	100.0%
Warning: these figures indicate the number of cases found in the data file. They cannot be interpreted as summary statistics of the population of interest.			
# b865_2: Number of payments received last 12 mnths type income 2			
Information	[Type= discrete] [Format=numeric] [Range= 0-9999] [Missing=*/997/998/999]		
Statistics [NW/ W]	[Valid=394 -/] [Invalid=2755 -/]		
Definition	Q 958 NLD: one additional item "1801 - irregularly"		
Literal question	How many times have you received this {payment type} during the last 12 months?		
Value	Label	Cases	Percentage
0		4	1.0%
1		5	1.3%
2		14	3.6%
3		12	3.0%
4		9	2.3%
5		10	2.5%
6		12	3.0%
7		6	1.5%
8		6	1.5%
9		4	1.0%
10		11	2.8%
11		1	0.3%









### # b865\_2: Number of payments received last 12 mnths type income 2

Value	Label	Cases	Percentage
12		296	 75.1%
15		1	 0.3%
20		1	 0.3%
40		1	 0.3%
100		1	 0.3%
1801	irregularly	0	
9997	does not know	0	
9998	refusal	0	
9999	no response/not applicable	0	
Sysmiss		2755	

Warning: these figures indicate the number of cases found in the data file. They cannot be interpreted as summary statistics of the population of interest.

### # b865\_3: Number of payments received last 12 mnths type income 3


<b>Information</b>	[Type= discrete] [Format=numeric] [Range= 0-9999] [Missing=*/997/998/999]
<b>Statistics [NW/ W]</b>	[Valid=29 /-] [Invalid=3120 /-]
<b>Definition</b>	Q 958  NLD: one additional item "1801 - irregularly"
<b>Literal question</b>	How many times have you received this {payment type} during the last 12 months?

Value	Label	Cases	Percentage
0		2	 6.9%
1		1	 3.4%
2		1	 3.4%
5		1	 3.4%
8		1	 3.4%
12		23	 79.3%
1801	irregularly	0	
9997	does not know	0	
9998	refusal	0	
9999	no response/not applicable	0	
Sysmiss		3120	

Warning: these figures indicate the number of cases found in the data file. They cannot be interpreted as summary statistics of the population of interest.

### # b865\_4: Number of payments received last 12 mnths type income 4

<b>Information</b>	[Type= discrete] [Format=numeric] [Range= 0-9999] [Missing=*/997/998/999]
<b>Statistics [NW/ W]</b>	[Valid=1 /-] [Invalid=3148 /-]
<b>Definition</b>	Q 958  NLD: one additional item "1801 - irregularly"
<b>Literal question</b>	How many times have you received this {payment type} during the last 12 months?

Value	Label	Cases	Percentage
0		1	 100.0%
1801	irregularly	0	
9997	does not know	0	
9998	refusal	0	
9999	no response/not applicable	0	

# b865_4: Number of payments received last 12 mnths type income 4			
Value	Label	Cases	Percentage
Sysmiss		3148	
<i>Warning: these figures indicate the number of cases found in the data file. They cannot be interpreted as summary statistics of the population of interest.</i>			
# b866_1: Net amount of payment type income 1			
Information	[Type= continuous] [Format=numeric] [Range= 0-11955] [Missing=*/99999997/99999998/99999999]		
Statistics [NW/ W]	[Valid=2090 /-] [Invalid=1059 /-] [Mean=468.123 /-] [StdDev=492.879 /-]		
Definition	Q 959		
Literal question	What was the average net amount of this payment? For payment types 1 and 2: If you are working with an employer, please include also earnings from any overtime you normally did. Please give me the net-amount, that is, the take-home pay.		
Value	Label	Cases	Percentage
99999997	does not know	0	
99999998	refusal	0	
99999999	no response/not applicable	771	
<i>Warning: these figures indicate the number of cases found in the data file. They cannot be interpreted as summary statistics of the population of interest.</i>			
# b866_2: Net amount of payment type income 2			
Information	[Type= continuous] [Format=numeric] [Range= 0-797] [Missing=*/99999997/99999998/99999999]		
Statistics [NW/ W]	[Valid=312 /-] [Invalid=2837 /-] [Mean=168.152 /-] [StdDev=157.79 /-]		
Definition	Q 959		
Literal question	What was the average net amount of this payment? For payment types 1 and 2: If you are working with an employer, please include also earnings from any overtime you normally did. Please give me the net-amount, that is, the take-home pay.		
Value	Label	Cases	Percentage
99999997	does not know	0	
99999998	refusal	0	
99999999	no response/not applicable	82	
<i>Warning: these figures indicate the number of cases found in the data file. They cannot be interpreted as summary statistics of the population of interest.</i>			
# b866_3: Net amount of payment type income 3			
Information	[Type= continuous] [Format=numeric] [Range= 0-526.02001953125] [Missing=*/99999997/99999998/99999999]		
Statistics [NW/ W]	[Valid=29 /-] [Invalid=3120 /-] [Mean=113.586 /-] [StdDev=122.022 /-]		
Definition	Q 959		
Literal question	What was the average net amount of this payment? For payment types 1 and 2: If you are working with an employer, please include also earnings from any overtime you normally did. Please give me the net-amount, that is, the take-home pay.		
Value	Label	Cases	Percentage
99999997	does not know		
99999998	refusal		
99999999	no response/not applicable		
<i>Warning: these figures indicate the number of cases found in the data file. They cannot be interpreted as summary statistics of the population of interest.</i>			
# b866_4: Net amount of payment type income 4			
Information	[Type= discrete] [Format=numeric] [Range= 0-0] [Missing=*/99999997/99999998/99999999]		
Statistics [NW/ W]	[Valid=1 /-] [Invalid=3148 /-]		
Definition	Q 959		
Literal question	What was the average net amount of this payment?		












# b866_4: Net amount of payment type income 4			
		For payment types 1 and 2: If you are working with an employer, please include also earnings from any overtime you normally did. Please give me the net-amount, that is, the take-home pay.	
Value	Label	Cases	Percentage
0		1	100.0%
99999997	does not know	0	
99999998	refusal	0	
99999999	no response/not applicable	0	
Sysmiss		3148	
Warning: these figures indicate the number of cases found in the data file. They cannot be interpreted as summary statistics of the population of interest.			
# b867_1: Range amount received from payment type income 1			
Information	[Type= continuous] [Format=numeric] [Range= 1-2811] [Missing=*/97/98/99]		
Statistics [NW/ W]	[Valid=615 /-] [Invalid=2534 /-]		
Definition	<p>Q 960</p> <p>Only country-specific values:</p> <p>- BGR: seven items in leva "1101-up to 200 leva (102 Eur)", "1102-201-300 leva (103-153 Eur)", "1103-301-400 leva (154-204 Eur)", "1104-401-600 leva (205-306 Eur)", "1105-601-800 leva (307-409 Eur)", "1106-801-1000 leva (410-511 Eur)", "1107-1001 and more leva (512 and more Eur)".</p> <p>- GEO: nine items in GEL "1301-50 GEL (22 euro) and less", "1302-50-100 GEL (22-44 euro)", "1303-100-150 GEL (44-66 euro)", "1304-150-200 GEL (66-88 euro)", "1305-200-300 GEL (88-132 euro)", "1306-300-400 GEL (132-175 euro)", "1307-400-500 GEL (175-219 euro)", "1308-500-1000 GEL (219-438 euro)", "1309-1000 GEL (438 euro) and more".</p> <p>- NLD: seventeen items "1801-&lt; 550 Euro", "1802-550-750 Euro", "1803-750-950 Euro", "1804-950-1150 Euro", "1805-1150-1350 Euro", "1806-1350-1550 Euro", "1807-1550-1750 Euro", "1808-1750-1950 Euro", "1809-1950-2150 Euro", "1810-2150-2350 Euro", "1811-2350-2550 Euro", "1812-2550-2750 Euro", "1813-2750-2950 Euro", "1814-2950-3150 Euro", "1815-3150-3350 Euro", "1816-3350-3750 Euro", "1817-&gt; 3750 Euro".</p> <p>- CZE: eleven items in Czech crown: "2801-less than 4999 CZK", "2802-500-6999 CZK", "2803-7000-8999 CZK", "2804-9000-11999 CZK", "2805-12000-14999 CZK", "2806-15000-16999 CZK", "2807-17000-19999 CZK", "2808-20000-24999 CZK", "2809-25000-29999 CZK", "2810-30000-39999 CZK", "2811-more than 40000 CZK".</p>		
Pre-question	Card 960: Income Range.		
Literal question	Please look at this card and give me the approximate range of the amount you received each time from that [payment type].		
Value	Label	Cases	Percentage
1	499 Eur or less	0	
2	500 to 999 Eur	0	
3	1,000 to 1,499 Eur	0	
4	1,500 to 1,999 Eur	0	
5	2,000 to 2,499 Eur	0	
6	2,500 to 2,999 Eur	0	
7	3,000 to 4,999 Eur	0	
8	5,000 Eur or more	0	
1101	up to 200 leva (102 Eur)	0	
1102	201-300 leva (103-153 Eur)	0	
1103	301-400 leva (154-204 Eur)	0	
1104	401-600 leva (205-306 Eur)	0	
1105	601-800 leva (307-409 Eur)	0	
1106	801-1000 leva (410-511 Eur)	0	
1107	1001 and more leva (512 and more Eur)	0	
1301	50 GEL (22 euro) and less	0	
1302	50-100 GEL (22-44 euro)	0	
1303	100-150 GEL (44-66 euro)	0	

# b867_1: Range amount received from payment type income 1			
Value	Label	Cases	Percentage
1304	150-200 GEL (66-88 euro)	0	
1305	200-300 GEL (88-132 euro)	0	
1306	300-400 GEL (132-175 euro)	0	
1307	400-500 GEL (175-219 euro)	0	
1308	500-1000 GEL (219-438 euro)	0	
1309	1000 GEL (438 euro) and more	0	
1801	< 550 Euro	0	
1802	550-750 Euro	0	
1803	750-950 Euro	0	
1804	950-1150 Euro	0	
1805	1150-1350 Euro	0	
1806	1350-1550 Euro	0	
1807	1550-1750 Euro	0	
1808	1750-1950 Euro	0	
1809	1950-2150 Euro	0	
1810	2150-2350 Euro	0	
1811	2350-2550 Euro	0	
1812	2550-2750 Euro	0	
1813	2750-2950 Euro	0	
1814	2950-3150 Euro	0	
1815	3150-3350 Euro	0	
1816	3350-3750 Euro	0	
1817	> 3750 Euro	0	
2801	less than 4999 CZK	14	<div><div></div></div> 2.3%
2802	500-6999 CZK	15	<div><div></div></div> 2.4%
2803	7000-8999 CZK	39	<div><div></div></div> 6.3%
2804	9000-11999 CZK	83	<div><div></div></div> 13.5%
2805	12000-14999 CZK	90	<div><div></div></div> 14.6%
2806	15000-16999 CZK	86	<div><div></div></div> 14.0%
2807	17000-19999 CZK	82	<div><div></div></div> 13.3%
2808	20000-24999 CZK	69	<div><div></div></div> 11.2%
2809	25000-29999 CZK	22	<div><div></div></div> 3.6%
2810	30000-39999 CZK	13	<div><div></div></div> 2.1%
2811	more than 40000 CZK	102	<div><div></div></div> 16.6%
97	does not know	35	
98	refusal	262	
99	no response/not applicable	0	
Warning: these figures indicate the number of cases found in the data file. They cannot be interpreted as summary statistics of the population of interest.			
# b867_2: Range amount received from payment type income 2			
Information	[Type= continuous] [Format=numeric] [Range= 1-2811] [Missing=*/97/98/99]		
Statistics [NW/ W]	[Valid=84 /-] [Invalid=3065 /-]		
Definition	Q 960 Only country-specific values:		

## # b867\_2: Range amount received from payment type income 2

		- BGR: seven items in leva "1101-up to 200 leva (102 Eur)", "1102-201-300 leva (103-153 Eur)", "1103-301-400 leva (154-204 Eur)", "1104-401-600 leva (205-306 Eur)", "1105-601-800 leva (307-409 Eur)", "1106-801-1000 leva (410-511 Eur)", "1107-1001 and more leva (512 and more Eur)". - GEO: nine items in GEL "1301-50 GEL (22 euro) and less", "1302-50-100 GEL (22-44 euro)", "1303-100-150 GEL (44-66 euro)", "1304-150-200 GEL (66-88 euro)", "1305-200-300 GEL (88-132 euro)", "1306-300-400 GEL (132-175 euro)", "1307-400-500 GEL (175-219 euro)", "1308-500-1000 GEL (219-438 euro)", "1309-1000 GEL (438 euro) and more". - NLD: seventeen items "1801-< 550 Euro", "1802-550-750 Euro", "1803-750-950 Euro", "1804-950-1150 Euro", "1805-1150-1350 Euro", "1806-1350-1550 Euro", "1807-1550-1750 Euro", "1808-1750-1950 Euro", "1809-1950-2150 Euro", "1810-2150-2350 Euro", "1811-2350-2550 Euro", "1812-2550-2750 Euro", "1813-2750-2950 Euro", "1814-2950-3150 Euro", "1815-3150-3350 Euro", "1816-3350-3750 Euro", "1817-> 3750 Euro". - CZE: eleven items in Czech crown: "2801-less than 4999 CZK", "2802-500-6999 CZK", "2803-7000-8999 CZK", "2804-9000-11999 CZK", "2805-12000-14999 CZK", "2806-15000-16999 CZK", "2807-17000-19999 CZK", "2808-20000-24999 CZK", "2809-25000-29999 CZK", "2810-30000-39999 CZK", "2811-more than 40000 CZK".	
<b>Pre-question</b>		Card 960: Income Range.	
<b>Literal question</b>		Please look at this card and give me the approximate range of the amount you received each time from that [payment type].	
Value	Label	Cases	Percentage
1	499 Eur or less	0	
2	500 to 999 Eur	0	
3	1,000 to 1,499 Eur	0	
4	1,500 to 1,999 Eur	0	
5	2,000 to 2,499 Eur	0	
6	2,500 to 2,999 Eur	0	
7	3,000 to 4,999 Eur	0	
8	5,000 Eur or more	0	
1101	up to 200 leva (102 Eur)	0	
1102	201-300 leva (103-153 Eur)	0	
1103	301-400 leva (154-204 Eur)	0	
1104	401-600 leva (205-306 Eur)	0	
1105	601-800 leva (307-409 Eur)	0	
1106	801-1000 leva (410-511 Eur)	0	
1107	1001 and more leva (512 and more Eur)	0	
1301	50 GEL (22 euro) and less	0	
1302	50-100 GEL (22-44 euro)	0	
1303	100-150 GEL (44-66 euro)	0	
1304	150-200 GEL (66-88 euro)	0	
1305	200-300 GEL (88-132 euro)	0	
1306	300-400 GEL (132-175 euro)	0	
1307	400-500 GEL (175-219 euro)	0	
1308	500-1000 GEL (219-438 euro)	0	
1309	1000 GEL (438 euro) and more	0	
1801	< 550 Euro	0	
1802	550-750 Euro	0	
1803	750-950 Euro	0	
1804	950-1150 Euro	0	
1805	1150-1350 Euro	0	
1806	1350-1550 Euro	0	
1807	1550-1750 Euro	0	
1808	1750-1950 Euro	0	
1809	1950-2150 Euro	0	

## # b867\_2: Range amount received from payment type income 2

Value	Label	Cases	Percentage
1810	2150-2350 Euro	0	
1811	2350-2550 Euro	0	
1812	2550-2750 Euro	0	
1813	2750-2950 Euro	0	
1814	2950-3150 Euro	0	
1815	3150-3350 Euro	0	
1816	3350-3750 Euro	0	
1817	> 3750 Euro	0	
2501	200 LTL or less	0	
2502	201-400 LTL	0	
2503	401-600 LTL	0	
2504	601-800 LTL	0	
2505	801-1000 LTL	0	
2506	1001-1200 LTL	0	
2507	1201-1400 LTL	0	
2508	1401-1600 LTL	0	
2509	1601-1800 LTL	0	
2510	1801-2000 LTL	0	
2511	2001-2500 LTL	0	
2512	2501-3000 LTL	0	
2513	3001-3500 LTL	0	
2514	3501-4000 LTL	0	
2515	4001-4500 LTL	0	
2516	4501-5000 LTL	0	
2517	5001-7000 LTL	0	
2518	7001-10 000 LTL	0	
2519	10 000 LTL and more	0	
2801	less than 4999 CZK	11	 13.1%
2802	500-6999 CZK	8	 9.5%
2803	7000-8999 CZK	7	 8.3%
2804	9000-11999 CZK	8	 9.5%
2805	12000-14999 CZK	6	 7.1%
2806	15000-16999 CZK	15	 17.9%
2807	17000-19999 CZK	5	 6.0%
2808	20000-24999 CZK	3	 3.6%
2809	25000-29999 CZK	2	 2.4%
2810	30000-39999 CZK	2	 2.4%
2811	more than 40000 CZK	17	 20.2%
97	does not know	16	
98	refusal	0	
99	no response/not applicable	0	

Warning: these figures indicate the number of cases found in the data file. They cannot be interpreted as summary statistics of the population of interest.

## # b870: Current activity Status Respondent (W2)

Information	[Type= discrete] [Format=numeric] [Range= 1-2601] [Missing=*/97/98/99]
Statistics [NW/ W]	[Valid=3149 /-] [Invalid=0 /-]

## # b870: Current activity Status Respondent (W2)

<b>Definition</b>	<p>Consolidated variable from Q 901 (variable b801) core questionnaire.</p> <p>Country-specific additional values:</p> <ul style="list-style-type: none"> <li>- DEU: "1401-maternity/parental leave", "1402-employed or self-employed".</li> <li>- FRA: "1501-in apprenticeship or paid training", "1502-employed or self-employed".</li> <li>- GEO: "1301-on maternity leave, parental leave or child-care leave".</li> <li>- POL: "2601-maternity leave".</li> </ul>
-------------------	--

Value	Label	Cases	Percentage
1	student, in school, in vocational training	111	3.5%
2	employed	1485	47.2%
3	self-employed	189	6.0%
4	helping family member in a family business or farm	2	0.1%
5	unemployed	108	3.4%
6	retired	931	29.6%
7	in military or social service	0	
8	homemaker	16	0.5%
9	maternity leave	76	2.4%
10	parental leave, care leave	26	0.8%
11	ill or disabled for a long time or permanently	187	5.9%
12	other status	18	0.6%
1301	on maternity leave, parental leave or child-care leave	0	
1401	maternity/parental leave	0	
1402	employed or self-employed	0	
1501	in apprenticeship or paid training	0	
1502	employed or self-employed	0	
2601	maternity leave	0	
97	does not know	0	
98	refusal	0	
99	no response/not applicable	0	

*Warning: these figures indicate the number of cases found in the data file. They cannot be interpreted as summary statistics of the population of interest.*

## # b871m: Month start current activity Respondent (W2)

<b>Information</b>	[Type= discrete] [Format=numeric] [Range= 1-2401] [Missing=*/97/98/99]
<b>Statistics [NW/ W]</b>	[Valid=2551 /-] [Invalid=598 /-]
<b>Definition</b>	Consolidated variables (obtained from Q 930, variables b833m and b833y)
<b>Literal question</b>	In what month and year did you start this job or business?

Value	Label	Cases	Percentage
1	January	263	10.3%
2	February	149	5.8%
3	March	150	5.9%
4	April	169	6.6%
5	May	211	8.3%
6	June	248	9.7%
7	July	218	8.5%
8	August	187	7.3%
9	September	372	14.6%
10	October	130	5.1%
11	November	92	3.6%

# b871m: Month start current activity Respondent (W2)			
Value	Label	Cases	Percentage
12	December	131	<div><div></div></div> 5.1%
21	winter months at the beginning of the year (January, February)	30	<div><div></div></div> 1.2%
22	spring	48	<div><div></div></div> 1.9%
23	summer	121	<div><div></div></div> 4.7%
24	autumn	32	<div><div></div></div> 1.3%
25	winter at the end of the year (December)	0	
97	does not know	0	
98	refusal	0	
99	no response/not applicable	598	
<i>Warning: these figures indicate the number of cases found in the data file. They cannot be interpreted as summary statistics of the population of interest.</i>			
# b875: Any work during the last seven days Respondent (not asked when currently working (W2)			
Information	[Type= discrete] [Format=numeric] [Range= 1-99] [Missing=*7/8/9]		
Statistics [NW/ W]	[Valid=1371 /-] [Invalid=1778 /-]		
Definition	Consolidated variable from Q 904.a and Q 907 (variables b805a and b831).		
Literal question	Did you do any paid work in the 7 days ending last Sunday, either as an employee or self-employed?		
Notes	Generated using the following variables: - b805 (Q 904) if b801=9 or 10, - b831 (Q 927) if b801=1,5,6,7,8,11,12,10.		
Value	Label	Cases	Percentage
1	yes	137	<div><div></div></div> 10.0%
2	no	1234	<div><div></div></div> 90.0%
7	does not know	0	
8	refusal	0	
9	no response/not applicable	1676	
Sysmiss		102	
<i>Warning: these figures indicate the number of cases found in the data file. They cannot be interpreted as summary statistics of the population of interest.</i>			
# bn831: Full-time or part-time			
Information	[Type= discrete] [Format=numeric] [Range= 1-1804] [Missing=*7/8/9]		
Statistics [NW/ W]	[Valid=137 /-] [Invalid=3012 /-]		
Definition	Q 928  - NLD: only four specific items "1801-less than 12 hours", "1802-12-23 hours", "1803-24-35 hours", "1804-36 hours and more".		
Universe	If code 1 on Q 927		
Literal question	Is your work full-time or part-time?		
Value	Label	Cases	Percentage
1	full-time	33	<div><div></div></div> 24.1%
2	part-time	104	<div><div></div></div> 75.9%
3	both (it changed meanwhile)	0	
1801	less than 12 hours	0	
1802	12-23 hours	0	
1803	24-35 hours	0	
1804	36 hours and more	0	
7	does not know	0	



# bn831: Full-time or part-time			
Value	Label	Cases	Percentage
8	refusal	0	
9	no response/not applicable	1234	
Sysmiss		1778	
Warning: these figures indicate the number of cases found in the data file. They cannot be interpreted as summary statistics of the population of interest.			
# b871y: Year start current activity Respondent (W2)			
Information	[Type= discrete] [Format=numeric] [Range= 1939-2401] [Missing=*/9997/9998/9999]		
Statistics [NW/ W]	[Valid=2719 /-] [Invalid=430 /-]		
Definition	Consolidated variables (obtained from Q 930, variables b833m and b833y)		
Literal question	In what month and year did you start this job or business?		
Value	Label	Cases	Percentage
1952		1	0.0%
1953		1	0.0%
1957		1	0.0%
1959		1	0.0%
1960		1	0.0%
1963		1	0.0%
1964		2	0.1%
1965		4	0.1%
1966		5	0.2%
1967		3	0.1%
1968		7	0.3%
1969		11	0.4%
1970		9	0.3%
1971		9	0.3%
1972		9	0.3%
1973		9	0.3%
1974		10	0.4%
1975		12	0.4%
1976		9	0.3%
1977		13	0.5%
1978		13	0.5%
1979		12	0.4%
1980		17	0.6%
1981		18	0.7%
1982		17	0.6%
1983		17	0.6%
1984		15	0.6%
1985		28	1.0%
1986		30	1.1%
1987		27	1.0%
1988		35	1.3%
1989		60	2.2%
1990		87	3.2%
1991		75	2.8%

# b871y: Year start current activity Respondent (W2)			
Value	Label	Cases	Percentage
1992		97	<div></div> 3.6%
1993		74	<div></div> 2.7%
1994		81	<div></div> 3.0%
1995		77	<div></div> 2.8%
1996		69	<div></div> 2.5%
1997		80	<div></div> 2.9%
1998		102	<div></div> 3.8%
1999		85	<div></div> 3.1%
2000		149	<div></div> 5.5%
2001		104	<div></div> 3.8%
2002		106	<div></div> 3.9%
2003		132	<div></div> 4.9%
2004		158	<div></div> 5.8%
2005		172	<div></div> 6.3%
2006		254	<div></div> 9.3%
2007		264	<div></div> 9.7%
2008		146	<div></div> 5.4%
9997	does not know	0	
9998	refusal	0	
9999	no response/not applicable	430	
Warning: these figures indicate the number of cases found in the data file. They cannot be interpreted as summary statistics of the population of interest.			
# b871AgeR: R's age at start of current activity status (W2)			
Information	[Type= discrete] [Format=numeric] [Range= 0-9999] [Missing=*/997/998/999]		
Statistics [NW/ W]	[Valid=2719 /-] [Invalid=430 /-]		
Definition	Derived variable generated from consolidated variables a871m and a871y (obtained from Q 930, variables b833m and b833y)		
Literal question	In what month and year did you start this job or business?		
Notes	R's time of birth was deducted from HH grid. If information on the month of birth / month at start of current activity status was missing, a 6 (june) was used in the calculation. Values 21-25 for month values are converted in the followig way: "Beginning of the Year" = "January-February"; "Spring" = "May"; "Summer" = "August"; "Autumn" = "October"; "End of Year" = "December".		
Value	Label	Cases	Percentage
4		1	<div></div> 0.0%
5		33	<div></div> 1.2%
6		20	<div></div> 0.7%
7		3	<div></div> 0.1%
8		1	<div></div> 0.0%
9		1	<div></div> 0.0%
10		2	<div></div> 0.1%
11		2	<div></div> 0.1%
13		7	<div></div> 0.3%
14		14	<div></div> 0.5%
15		16	<div></div> 0.6%
16		29	<div></div> 1.1%
17		95	<div></div> 3.5%

# **# b871AgeR: R's age at start of current activity status (W2)**

Value	Label	Cases	Percentage
18		120	4.4%
19		88	3.2%
20		74	2.7%
21		72	2.6%
22		64	2.4%
23		74	2.7%
24		73	2.7%
25		50	1.8%
26		59	2.2%
27		47	1.7%
28		57	2.1%
29		60	2.2%
30		42	1.5%
31		57	2.1%
32		45	1.7%
33		65	2.4%
34		52	1.9%
35		36	1.3%
36		34	1.3%
37		53	1.9%
38		33	1.2%
39		44	1.6%
40		43	1.6%
41		36	1.3%
42		32	1.2%
43		36	1.3%
44		37	1.4%
45		29	1.1%
46		24	0.9%
47		31	1.1%
48		32	1.2%
49		36	1.3%
50		20	0.7%
51		21	0.8%
52		36	1.3%
53		60	2.2%
54		94	3.5%
55		85	3.1%
56		69	2.5%
57		87	3.2%
58		75	2.8%
59		125	4.6%
60		65	2.4%
61		55	2.0%
62		15	0.6%








# b871AgeR: R's age at start of current activity status (W2)			
Value	Label	Cases	Percentage
63		19	<div><div></div></div> 0.7%
64		10	<div><div></div></div> 0.4%
65		5	<div><div></div></div> 0.2%
66		5	<div><div></div></div> 0.2%
67		4	<div><div></div></div> 0.1%
68		1	<div><div></div></div> 0.0%
69		3	<div><div></div></div> 0.1%
70		3	<div><div></div></div> 0.1%
71		1	<div><div></div></div> 0.0%
72		1	<div><div></div></div> 0.0%
74		1	<div><div></div></div> 0.0%
997	does not know	0	
998	refusal	0	
999	no response/not applicable	430	
Warning: these figures indicate the number of cases found in the data file. They cannot be interpreted as summary statistics of the population of interest.			
# bn871_1: Working status 1 (W2)			
Information	[Type= discrete] [Format=numeric] [Range= 1-2401] [Missing=*/97/98/99]		
Statistics [NW/ W]	[Valid=3149 /-] [Invalid=0 /-]		
Definition	<p>Q 801</p> <p>Country-specific additional values:</p> <ul style="list-style-type: none"> <li>- DEU: "1401-maternity/parental leave", "1402-employed or self-employed".</li> <li>- FRA: "1501-in apprenticeship or paid training", "1502-employed or self-employed".</li> <li>- GEO: "1301-on maternity leave, parental leave or child-care leave".</li> <li>- NLD: "1801-voluntary work or sabbatical".</li> <li>- POL: only four types of working status recorded "1-student, in school, in vocational training", "2-employed", "3-self-employed", "4-helping family member in a family business or farm".</li> </ul>		
Pre-question	Now, we are going to talk about your work and studies since your 16th birthday. We are only interested in activities that lasted at least 3 months. Please choose from the activities on the card. If more than one activity applies to a certain period of time, for example, you were working and studying at the same time, please choose the activity in which you spent most time!		
Literal question	Which of the items on the card best describes what you were mainly doing at age 16?		
Interviewer's instructions	Value from Card 104		
Value	Label	Cases	Percentage
1	student, in school, in vocational training	2710	<div><div></div></div> 86.1%
2	employed	353	<div><div></div></div> 11.2%
3	self-employed	0	
4	helping family member in a family business or farm	21	<div><div></div></div> 0.7%
5	unemployed	25	<div><div></div></div> 0.8%
6	retired	0	
7	in military or social service	0	
8	homemaker	3	<div><div></div></div> 0.1%
9	maternity leave	1	<div><div></div></div> 0.0%
10	parental leave, care leave	10	<div><div></div></div> 0.3%
11	ill or disabled for a long time or permanently	26	<div><div></div></div> 0.8%
12	other status	0	
1301	on maternity leave, parental leave or child-care leave	0	

# bn871_1: Working status 1 (W2)			
Value	Label	Cases	Percentage
1401	maternity/parental leave	0	
1402	employed or self-employed	0	
1501	in apprenticeship or paid training	0	
1502	employed or self-employed	0	
1801	voluntary work or sabbatical	0	
97	does not know	0	
98	refusal	0	
99	not applicable/no response	0	
Warning: these figures indicate the number of cases found in the data file. They cannot be interpreted as summary statistics of the population of interest.			
# bn871_2: Working status 2 (W2)			
Information	[Type= discrete] [Format=numeric] [Range= 1-2401] [Missing=*/97/98/99]		
Statistics [NW/ W]	[Valid=2855 /-] [Invalid=294 /-]		
Definition	<p>Q 801</p> <p>Country-specific additional values:</p> <ul style="list-style-type: none"> <li>- DEU: "1401-maternity/parental leave", "1402-employed or self-employed".</li> <li>- FRA: "1501-in apprenticeship or paid training", "1502-employed or self-employed".</li> <li>- GEO: "1301-on maternity leave, parental leave or child-care leave".</li> <li>- NLD: "1801-voluntary work or sabbatical".</li> </ul> <p>- POL: only four types of working status recorded "1-student, in school, in vocational training", "2-employed", "3-self-employed", "4-helping family member in a family business or farm".</p>		
Literal question	Which of the items on the card best describes what you were mainly doing next?		
Interviewer's instructions	Value from Card 104		
Value	Label	Cases	Percentage
1	student, in school, in vocational training	69	2.4%
2	employed	2255	79.0%
3	self-employed	24	0.8%
4	helping family member in a family business or farm	9	0.3%
5	unemployed	62	2.2%
6	retired	93	3.3%
7	in military or social service	134	4.7%
8	homemaker	14	0.5%
9	maternity leave	156	5.5%
10	parental leave, care leave	21	0.7%
11	ill or disabled for a long time or permanently	18	0.6%
12	other status	0	
1301	on maternity leave, parental leave or child-care leave	0	
1401	maternity/parental leave	0	
1402	employed or self-employed	0	
1501	in apprenticeship or paid training	0	
1502	employed or self-employed	0	
1801	voluntary work or sabbatical	0	
97	does not know	0	
98	refusal	0	
99	not applicable/no response	0	
Sysmiss		294	

# bn871_2: Working status 2 (W2)			
Warning: these figures indicate the number of cases found in the data file. They cannot be interpreted as summary statistics of the population of interest.			
# bn871_3: Working status 3 (W2)			
Information	[Type= discrete] [Format=numeric] [Range= 1-2401] [Missing=*/97/98/99]		
Statistics [NW/ W]	[Valid=1884 /-] [Invalid=1265 /-]		
Definition	Q 801  Country-specific additional values: - DEU: "1401-maternity/parental leave", "1402-employed or self-employed". - FRA: "1501-in apprenticeship or paid training", "1502-employed or self-employed". - GEO: "1301-on maternity leave, parental leave or child-care leave". - NLD: "1801-voluntary work or sabbatical".  - POL: only four types of working status recorded "1-student, in school, in vocational training", "2-employed", "3-self-employed", "4-helping family member in a family business or farm".		
Literal question	Which of the items on the card best describes what you were mainly doing next?		
Interviewer's instructions	Value from Card 104		
Value	Label	Cases	Percentage
1	student, in school, in vocational training	49	2.6%
2	employed	410	21.8%
3	self-employed	94	5.0%
4	helping family member in a family business or farm	5	0.3%
5	unemployed	82	4.4%
6	retired	350	18.6%
7	in military or social service	259	13.7%
8	homemaker	14	0.7%
9	maternity leave	519	27.5%
10	parental leave, care leave	85	4.5%
11	ill or disabled for a long time or permanently	17	0.9%
12	other status	0	
1301	on maternity leave, parental leave or child-care leave	0	
1401	maternity/parental leave	0	
1402	employed or self-employed	0	
1501	in apprenticeship or paid training	0	
1502	employed or self-employed	0	
1801	voluntary work or sabbatical	0	
97	does not know	0	
98	refusal	0	
99	not applicable/no response	0	
Sysmiss		1265	
Warning: these figures indicate the number of cases found in the data file. They cannot be interpreted as summary statistics of the population of interest.			
# bn871_4: Working status 4 (W2)			
Information	[Type= discrete] [Format=numeric] [Range= 1-2401] [Missing=*/97/98/99]		
Statistics [NW/ W]	[Valid=1119 /-] [Invalid=2030 /-]		
Definition	Q 801  Country-specific additional values: - DEU: "1401-maternity/parental leave", "1402-employed or self-employed". - FRA: "1501-in apprenticeship or paid training", "1502-employed or self-employed". - GEO: "1301-on maternity leave, parental leave or child-care leave". - NLD: "1801-voluntary work or sabbatical".		











# bn871_4: Working status 4 (W2)			
	- POL: only four types of working status recorded "1-student, in school, in vocational training", "2-employed", "3-self-employed", "4-helping family member in a family business or farm".		
<b>Literal question</b>	Which of the items on the card best describes what you were mainly doing next?		
<b>Interviewer's instructions</b>	Value from Card 104		
Value	Label	Cases	Percentage
1	student, in school, in vocational training	9	0.8%
2	employed	761	68.0%
3	self-employed	39	3.5%
4	helping family member in a family business or farm	1	0.1%
5	unemployed	51	4.6%
6	retired	91	8.1%
7	in military or social service	9	0.8%
8	homemaker	24	2.1%
9	maternity leave	102	9.1%
10	parental leave, care leave	22	2.0%
11	ill or disabled for a long time or permanently	10	0.9%
12	other status	0	
1301	on maternity leave, parental leave or child-care leave	0	
1401	maternity/parental leave	0	
1402	employed or self-employed	0	
1501	in apprenticeship or paid training	0	
1502	employed or self-employed	0	
1801	voluntary work or sabbatical	0	
97	does not know	0	
98	refusal	0	
99	not applicable/no response	0	
Sysmiss		2030	
<i>Warning: these figures indicate the number of cases found in the data file. They cannot be interpreted as summary statistics of the population of interest.</i>			
# bn871_5: Working status 5 (W2)			
<b>Information</b>	[Type= discrete] [Format=numeric] [Range= 1-2401] [Missing=*/97/98/99]		
<b>Statistics [NW/ W]</b>	[Valid=661 /-] [Invalid=2488 /-]		
<b>Definition</b>	Q 801  Country-specific additional values: - DEU: "1401-maternity/parental leave", "1402-employed or self-employed". - FRA: "1501-in apprenticeship or paid training", "1502-employed or self-employed". - GEO: "1301-on maternity leave, parental leave or child-care leave". - NLD: "1801-voluntary work or sabbatical".  - POL: only four types of working status recorded "1-student, in school, in vocational training", "2-employed", "3-self-employed", "4-helping family member in a family business or farm".		
<b>Literal question</b>	Which of the items on the card best describes what you were mainly doing next?		
<b>Interviewer's instructions</b>	Value from Card 104		
Value	Label	Cases	Percentage
1	student, in school, in vocational training	6	0.9%
2	employed	163	24.7%
3	self-employed	38	5.7%

### # bn871\_5: Working status 5 (W2)

Value	Label	Cases	Percentage
4	helping family member in a family business or farm	0	
5	unemployed	51	 7.7%
6	retired	150	 22.7%
7	in military or social service	7	 1.1%
8	homemaker	8	 1.2%
9	maternity leave	190	 28.7%
10	parental leave, care leave	36	 5.4%
11	ill or disabled for a long time or permanently	12	 1.8%
12	other status	0	
1301	on maternity leave, parental leave or child-care leave	0	
1401	maternity/parental leave	0	
1402	employed or self-employed	0	
1501	in apprenticeship or paid training	0	
1502	employed or self-employed	0	
1801	voluntary work or sabbatical	0	
97	does not know	0	
98	refusal	0	
99	not applicable/no response	0	
Sysmiss		2488	

Warning: these figures indicate the number of cases found in the data file. They cannot be interpreted as summary statistics of the population of interest.

### # bn871\_6: Working status 6 (W2)

<b>Information</b>	[Type= discrete] [Format=numeric] [Range= 1-2401] [Missing=*/97/98/99]		
<b>Statistics [NW/ W]</b>	[Valid=359 -/] [Invalid=2790 -/]		
<b>Definition</b>	<p>Q 801</p> <p>Country-specific additional values:</p> <ul style="list-style-type: none"> <li>- DEU: "1401-maternity/parental leave", "1402-employed or self-employed".</li> <li>- FRA: "1501-in apprenticeship or paid training", "1502-employed or self-employed".</li> <li>- GEO: "1301-on maternity leave, parental leave or child-care leave".</li> <li>- NLD: "1801-voluntary work or sabbatical".</li> </ul> <p>- POL: only four types of working status recorded "1-student, in school, in vocational training", "2-employed", "3-self-employed", "4-helping family member in a family business or farm".</p>		
<b>Literal question</b>	Which of the items on the card best describes what you were mainly doing next?		
<b>Interviewer's instructions</b>	Value from Card 104		
Value	Label	Cases	Percentage
1	student, in school, in vocational training	2	 0.6%
2	employed	231	 64.3%
3	self-employed	10	 2.8%
4	helping family member in a family business or farm	1	 0.3%
5	unemployed	24	 6.7%
6	retired	42	 11.7%
7	in military or social service	0	
8	homemaker	6	 1.7%
9	maternity leave	25	 7.0%
10	parental leave, care leave	13	 3.6%
11	ill or disabled for a long time or permanently	5	 1.4%



## # bn871\_6: Working status 6 (W2)

Value	Label	Cases	Percentage
12	other status	0	
1301	on maternity leave, parental leave or child-care leave	0	
1401	maternity/parental leave	0	
1402	employed or self-employed	0	
1501	in apprenticeship or paid training	0	
1502	employed or self-employed	0	
1801	voluntary work or sabbatical	0	
97	does not know	0	
98	refusal	0	
99	not applicable/no response	0	
Sysmiss		2790	

Warning: these figures indicate the number of cases found in the data file. They cannot be interpreted as summary statistics of the population of interest.

## # bn871\_7: Working status 7 (W2)

<b>Information</b>	[Type= discrete] [Format=numeric] [Range= 1-2401] [Missing=*/97/98/99]
<b>Statistics [NW/ W]</b>	[Valid=192 /-] [Invalid=2957 /-]
<b>Definition</b>	<p>Q 801</p> <p>Country-specific additional values:</p> <ul style="list-style-type: none"> <li>- DEU: "1401-maternity/parental leave", "1402-employed or self-employed".</li> <li>- FRA: "1501-in apprenticeship or paid training", "1502-employed or self-employed".</li> <li>- GEO: "1301-on maternity leave, parental leave or child-care leave".</li> <li>- NLD: "1801-voluntary work or sabbatical".</li> </ul> <p>- POL: only four types of working status recorded "1-student, in school, in vocational training", "2-employed", "3-self-employed", "4-helping family member in a family business or farm".</p>
<b>Literal question</b>	Which of the items on the card best describes what you were mainly doing next?
<b>Interviewer's instructions</b>	Value from Card 104

Value	Label	Cases	Percentage
1	student, in school, in vocational training	0	
2	employed	41	21.4%
3	self-employed	11	5.7%
4	helping family member in a family business or farm	0	
5	unemployed	25	13.0%
6	retired	65	33.9%
7	in military or social service	0	
8	homemaker	3	1.6%
9	maternity leave	27	14.1%
10	parental leave, care leave	15	7.8%
11	ill or disabled for a long time or permanently	5	2.6%
12	other status	0	
1301	on maternity leave, parental leave or child-care leave	0	
1401	maternity/parental leave	0	
1402	employed or self-employed	0	
1501	in apprenticeship or paid training	0	
1502	employed or self-employed	0	
1801	voluntary work or sabbatical	0	
97	does not know	0	

# bn871_7: Working status 7 (W2)			
Value	Label	Cases	Percentage
98	refusal	0	
99	not applicable/no response	0	
Sysmiss		2957	
Warning: these figures indicate the number of cases found in the data file. They cannot be interpreted as summary statistics of the population of interest.			
# bn871_8: Working status 8 (W2)			
Information	[Type= discrete] [Format=numeric] [Range= 1-2401] [Missing=*/97/98/99]		
Statistics [NW/ W]	[Valid=72 /-] [Invalid=3077 /-]		
Definition	<p>Q 801</p> <p>Country-specific additional values:</p> <ul style="list-style-type: none"> <li>- DEU: "1401-maternity/parental leave", "1402-employed or self-employed".</li> <li>- FRA: "1501-in apprenticeship or paid training", "1502-employed or self-employed".</li> <li>- GEO: "1301-on maternity leave, parental leave or child-care leave".</li> <li>- NLD: "1801-voluntary work or sabbatical".</li> </ul> <p>- POL: only four types of working status recorded "1-student, in school, in vocational training", "2-employed", "3-self-employed", "4-helping family member in a family business or farm".</p>		
Literal question	Which of the items on the card best describes what you were mainly doing next?		
Interviewer's instructions	Value from Card 104		
Value	Label	Cases	Percentage
1	student, in school, in vocational training	0	
2	employed	41	56.9%
3	self-employed	6	8.3%
4	helping family member in a family business or farm	0	
5	unemployed	5	6.9%
6	retired	8	11.1%
7	in military or social service	0	
8	homemaker	4	5.6%
9	maternity leave	4	5.6%
10	parental leave, care leave	3	4.2%
11	ill or disabled for a long time or permanently	1	1.4%
12	other status	0	
1301	on maternity leave, parental leave or child-care leave	0	
1401	maternity/parental leave	0	
1402	employed or self-employed	0	
1501	in apprenticeship or paid training	0	
1502	employed or self-employed	0	
1801	voluntary work or sabbatical	0	
97	does not know	0	
98	refusal	0	
99	not applicable/no response	0	
Sysmiss		3077	
Warning: these figures indicate the number of cases found in the data file. They cannot be interpreted as summary statistics of the population of interest.			
# bn871_9: Working status 9 (W2)			
Information	[Type= discrete] [Format=numeric] [Range= 1-2401] [Missing=*/97/98/99]		
Statistics [NW/ W]	[Valid=37 /-] [Invalid=3112 /-]		
Definition	Q 801		

# bn871_9: Working status 9 (W2)			
	Country-specific additional values: - DEU: "1401-maternity/parental leave", "1402-employed or self-employed". - FRA: "1501-in apprenticeship or paid training", "1502-employed or self-employed". - GEO: "1301-on maternity leave, parental leave or child-care leave". - NLD: "1801-voluntary work or sabbatical".  - POL: only four types of working status recorded "1-student, in school, in vocational training", "2-employed", "3-self-employed", "4-helping family member in a family business or farm".		
<b>Literal question</b>	Which of the items on the card best describes what you were mainly doing next?		
<b>Interviewer's instructions</b>	Value from Card 104		
Value	Label	Cases	Percentage
1	student, in school, in vocational training	0	
2	employed	12	<div></div> 32.4%
3	self-employed	1	<div></div> 2.7%
4	helping family member in a family business or farm	0	
5	unemployed	6	<div></div> 16.2%
6	retired	9	<div></div> 24.3%
7	in military or social service	0	
8	homemaker	1	<div></div> 2.7%
9	maternity leave	3	<div></div> 8.1%
10	parental leave, care leave	5	<div></div> 13.5%
11	ill or disabled for a long time or permanently	0	
12	other status	0	
1301	on maternity leave, parental leave or child-care leave	0	
1401	maternity/parental leave	0	
1402	employed or self-employed	0	
1501	in apprenticeship or paid training	0	
1502	employed or self-employed	0	
1801	voluntary work or sabbatical	0	
97	does not know	0	
98	refusal	0	
99	not applicable/no response	0	
Sysmiss		3112	
<i>Warning: these figures indicate the number of cases found in the data file. They cannot be interpreted as summary statistics of the population of interest.</i>			
# bn871_10: Working status 10 (W2)			
<b>Information</b>	[Type= discrete] [Format=numeric] [Range= 1-2401] [Missing=*/97/98/99]		
<b>Statistics [NW/ W]</b>	[Valid=18 /-] [Invalid=3131 /-]		
<b>Definition</b>	Q 801  Country-specific additional values: - DEU: "1401-maternity/parental leave", "1402-employed or self-employed". - FRA: "1501-in apprenticeship or paid training", "1502-employed or self-employed". - GEO: "1301-on maternity leave, parental leave or child-care leave". - NLD: "1801-voluntary work or sabbatical".  - POL: only four types of working status recorded "1-student, in school, in vocational training", "2-employed", "3-self-employed", "4-helping family member in a family business or farm".		
<b>Literal question</b>	Which of the items on the card best describes what you were mainly doing next?		
<b>Interviewer's instructions</b>	Value from Card 104		

# bn871_10: Working status 10 (W2)			
Value	Label	Cases	Percentage
1	student, in school, in vocational training	0	
2	employed	7	<div><div></div></div> 38.9%
3	self-employed	2	<div><div></div></div> 11.1%
4	helping family member in a family business or farm	0	
5	unemployed	2	<div><div></div></div> 11.1%
6	retired	5	<div><div></div></div> 27.8%
7	in military or social service	0	
8	homemaker	0	
9	maternity leave	1	<div><div></div></div> 5.6%
10	parental leave, care leave	1	<div><div></div></div> 5.6%
11	ill or disabled for a long time or permanently	0	
12	other status	0	
1301	on maternity leave, parental leave or child-care leave	0	
1401	maternity/parental leave	0	
1402	employed or self-employed	0	
1501	in apprenticeship or paid training	0	
1502	employed or self-employed	0	
1801	voluntary work or sabbatical	0	
97	does not know	0	
98	refusal	0	
99	not applicable/no response	0	
Sysmiss		3131	
Warning: these figures indicate the number of cases found in the data file. They cannot be interpreted as summary statistics of the population of interest.			
# bn871_11: Working status 11 (W2)			
Information	[Type= discrete] [Format=numeric] [Range= 1-2401] [Missing=*/97/98/99]		
Statistics [NW/ W]	[Valid=6 /-] [Invalid=3143 /-]		
Definition	<p>Q 801</p> <p>Country-specific additional values:</p> <ul style="list-style-type: none"> <li>- DEU: "1401-maternity/parental leave", "1402-employed or self-employed".</li> <li>- FRA: "1501-in apprenticeship or paid training", "1502-employed or self-employed".</li> <li>- GEO: "1301-on maternity leave, parental leave or child-care leave".</li> <li>- NLD: "1801-voluntary work or sabbatical".</li> <li>- POL: only four types of working status recorded "1-student, in school, in vocational training", "2-employed", "3-self-employed", "4-helping family member in a family business or farm".</li> </ul>		
Literal question	Which of the items on the card best describes what you were mainly doing next?		
Interviewer's instructions	Value from Card 104		
Value	Label	Cases	Percentage
1	student, in school, in vocational training	0	
2	employed	3	<div><div></div></div> 50.0%
3	self-employed	1	<div><div></div></div> 16.7%
4	helping family member in a family business or farm	0	
5	unemployed	1	<div><div></div></div> 16.7%
6	retired	0	
7	in military or social service	0	
8	homemaker	0	

### # bn871\_11: Working status 11 (W2)

Value	Label	Cases	Percentage
9	maternity leave	1	16.7%
10	parental leave, care leave	0	
11	ill or disabled for a long time or permanently	0	
12	other status	0	
1301	on maternity leave, parental leave or child-care leave	0	
1401	maternity/parental leave	0	
1402	employed or self-employed	0	
1501	in apprenticeship or paid training	0	
1502	employed or self-employed	0	
1801	voluntary work or sabbatical	0	
97	does not know	0	
98	refusal	0	
99	not applicable/no response	0	
Sysmiss		3143	

Warning: these figures indicate the number of cases found in the data file. They cannot be interpreted as summary statistics of the population of interest.

### # bn871\_12: Working status 12 (W2)

<b>Information</b>	[Type= discrete] [Format=numeric] [Range= 1-2401] [Missing=*/97/98/99]
<b>Statistics [NW/ W]</b>	[Valid=4 /-] [Invalid=3145 /-]
<b>Definition</b>	<p>Q 801</p> <p>Country-specific additional values:</p> <ul style="list-style-type: none"> <li>- DEU: "1401-maternity/parental leave", "1402-employed or self-employed".</li> <li>- FRA: "1501-in apprenticeship or paid training", "1502-employed or self-employed".</li> <li>- GEO: "1301-on maternity leave, parental leave or child-care leave".</li> <li>- NLD: "1801-voluntary work or sabbatical".</li> <li>- POL: only four types of working status recorded "1-student, in school, in vocational training", "2-employed", "3-self-employed", "4-helping family member in a family business or farm".</li> </ul>
<b>Literal question</b>	Which of the items on the card best describes what you were mainly doing next?
<b>Interviewer's instructions</b>	Value from Card 104

Value	Label	Cases	Percentage
1	student, in school, in vocational training	0	
2	employed	2	50.0%
3	self-employed	1	25.0%
4	helping family member in a family business or farm	0	
5	unemployed	0	
6	retired	1	25.0%
7	in military or social service	0	
8	homemaker	0	
9	maternity leave	0	
10	parental leave, care leave	0	
11	ill or disabled for a long time or permanently	0	
12	other status	0	
1301	on maternity leave, parental leave or child-care leave	0	
1401	maternity/parental leave	0	
1402	employed or self-employed	0	
1501	in apprenticeship or paid training	0	

# bn871_12: Working status 12 (W2)			
Value	Label	Cases	Percentage
1502	employed or self-employed	0	
1801	voluntary work or sabbatical	0	
97	does not know	0	
98	refusal	0	
99	not applicable/no response	0	
Sysmiss		3145	
Warning: these figures indicate the number of cases found in the data file. They cannot be interpreted as summary statistics of the population of interest.			
# b872: Satisfaction with current activity Respondent (W2)			
Information	[Type= discrete] [Format=numeric] [Range= 0-1804] [Missing=*/97/98/99]		
Statistics [NW/ W]	[Valid=2962 /-] [Invalid=187 /-]		
Definition	Consolidated variables from Q 903, 907, 910, 913, 919, 935, 946 (variables b804, b809, b813, b817, b823, b839, b850)		
Literal question	How satisfied are you with being [current activity]? Please use this card and tell me the value on the scale.		
Notes	Generated using the following variables: - b804 (Q 903) if b801=9 or 10, - b809 (Q 907) if b801=5, - b813 (Q 910) if b801=1, - b817 (Q 913) if b801=6, - b823 (Q 919) if b801=8, - b839 (Q 935) if (b801=1,2 & b838=1,3,4) or (b801=7,11,12 & b831=1), - b850 (Q 946) if (b801=1,2) & (b838=2).		
Value	Label	Cases	Percentage
0	0=not at all satisfied	59	<div><div></div></div> 2.0%
1		35	<div><div></div></div> 1.2%
2		53	<div><div></div></div> 1.8%
3		61	<div><div></div></div> 2.1%
4		76	<div><div></div></div> 2.6%
5		384	<div><div></div></div> 13.0%
6		251	<div><div></div></div> 8.5%
7		411	<div><div></div></div> 13.9%
8		580	<div><div></div></div> 19.6%
9		456	<div><div></div></div> 15.4%
10	10=completely satisfied	596	<div><div></div></div> 20.1%
97	does not know	0	
98	refusal	0	
99	no response/not applicable	183	
Sysmiss		4	
Warning: these figures indicate the number of cases found in the data file. They cannot be interpreted as summary statistics of the population of interest.			
# bn872m_1: Starting date (month) of activity (W2)			
Information	[Type= discrete] [Format=numeric] [Range= 1-2401] [Missing=*/97/98/99]		
Statistics [NW/ W]	[Valid=2855 /-] [Invalid=294 /-]		
Definition	Q 802  FRA, one additional item: "1501-winter".		
Literal question	When did this period of [activity] start?		
Value	Label	Cases	Percentage
1	January	16	<div><div></div></div> 0.6%

# **# bn872m\_1: Starting date (month) of activity (W2)**

Value	Label	Cases	Percentage
2	February	5	0.2%
3	March	6	0.2%
4	April	6	0.2%
5	May	6	0.2%
6	June	79	2.8%
7	July	102	3.6%
8	August	42	1.5%
9	September	2555	89.5%
10	October	29	1.0%
11	November	8	0.3%
12	December	1	0.0%
21	winter months at the beginning of the year (January, February)	0	
22	spring	0	
23	summer	0	
24	autumn	0	
25	winter at the end of the year (December)	0	
1501	winter	0	
97	does not know	0	
98	refusal	0	
99	not applicable/no response	294	

*Warning: these figures indicate the number of cases found in the data file. They cannot be interpreted as summary statistics of the population of interest.*

# bn872m_2: Starting date (month) of activity (W2)			
Information	[Type= discrete] [Format=numeric] [Range= 1-2401] [Missing=*/97/98/99]		
Statistics [NW/ W]	[Valid=2591 /-] [Invalid=558 /-]		
Definition	Q 802 FRA, one additional item: "1501-winter".		
Literal question	When did this period of [activity] start?		
Value	Label	Cases	Percentage
1	January	52	<div><div></div></div> 2.0%
2	February	29	<div><div></div></div> 1.1%
3	March	25	<div><div></div></div> 1.0%
4	April	36	<div><div></div></div> 1.4%
5	May	181	<div><div></div></div> 7.0%
6	June	1543	<div><div></div></div> 59.6%
7	July	222	<div><div></div></div> 8.6%
8	August	118	<div><div></div></div> 4.6%
9	September	250	<div><div></div></div> 9.6%
10	October	53	<div><div></div></div> 2.0%
11	November	23	<div><div></div></div> 0.9%
12	December	59	<div><div></div></div> 2.3%
21	winter months at the beginning of the year (January, February)	0	
22	spring	0	
23	summer	0	
24	autumn	0	
25	winter at the end of the year (December)	0	
1501	winter	0	
97	does not know	0	
98	refusal	0	
99	not applicable/no response	264	
Sysmiss		294	
Warning: these figures indicate the number of cases found in the data file. They cannot be interpreted as summary statistics of the population of interest.			
# bn872m_3: Starting date (month) of activity (W2)			
Information	[Type= discrete] [Format=numeric] [Range= 1-2401] [Missing=*/97/98/99]		
Statistics [NW/ W]	[Valid=1627 /-] [Invalid=1522 /-]		
Definition	Q 802 FRA, one additional item: "1501-winter".		
Literal question	When did this period of [activity] start?		
Value	Label	Cases	Percentage
1	January	160	<div><div></div></div> 9.8%
2	February	102	<div><div></div></div> 6.3%
3	March	107	<div><div></div></div> 6.6%
4	April	144	<div><div></div></div> 8.9%
5	May	121	<div><div></div></div> 7.4%
6	June	164	<div><div></div></div> 10.1%
7	July	97	<div><div></div></div> 6.0%
8	August	99	<div><div></div></div> 6.1%



# bn872m_3: Starting date (month) of activity (W2)			
Value	Label	Cases	Percentage
9	September	222	<div><div></div></div> 13.6%
10	October	209	<div><div></div></div> 12.8%
11	November	81	<div><div></div></div> 5.0%
12	December	121	<div><div></div></div> 7.4%
21	winter months at the beginning of the year (January, February)	0	
22	spring	0	
23	summer	0	
24	autumn	0	
25	winter at the end of the year (December)	0	
1501	winter	0	
97	does not know	0	
98	refusal	0	
99	not applicable/no response	257	
Sysmiss		1265	
Warning: these figures indicate the number of cases found in the data file. They cannot be interpreted as summary statistics of the population of interest.			
# bn872m_4: Starting date (month) of activity (W2)			
Information	[Type= discrete] [Format=numeric] [Range= 1-2401] [Missing=*/97/98/99]		
Statistics [NW/ W]	[Valid=994 -/] [Invalid=2155 -/]		
Definition	Q 802  FRA, one additional item: "1501-winter".		
Literal question	When did this period of [activity] start?		
Value	Label	Cases	Percentage
1	January	106	<div><div></div></div> 10.7%
2	February	57	<div><div></div></div> 5.7%
3	March	66	<div><div></div></div> 6.6%
4	April	98	<div><div></div></div> 9.9%
5	May	70	<div><div></div></div> 7.0%
6	June	77	<div><div></div></div> 7.7%
7	July	54	<div><div></div></div> 5.4%
8	August	76	<div><div></div></div> 7.6%
9	September	155	<div><div></div></div> 15.6%
10	October	123	<div><div></div></div> 12.4%
11	November	46	<div><div></div></div> 4.6%
12	December	66	<div><div></div></div> 6.6%
21	winter months at the beginning of the year (January, February)	0	
22	spring	0	
23	summer	0	
24	autumn	0	
25	winter at the end of the year (December)	0	
1501	winter	0	
97	does not know	0	
98	refusal	0	
99	not applicable/no response	125	
Sysmiss		2030	

# bn872m_4: Starting date (month) of activity (W2)			
Warning: these figures indicate the number of cases found in the data file. They cannot be interpreted as summary statistics of the population of interest.			
# bn872m_5: Starting date (month) of activity (W2)			
Information	[Type= discrete] [Format=numeric] [Range= 1-2401] [Missing=*/97/98/99]		
Statistics [NW/ W]	[Valid=589 /-] [Invalid=2560 /-]		
Definition	Q 802  FRA, one additional item: "1501-winter".		
Literal question	When did this period of [activity] start?		
Value	Label	Cases	Percentage
1	January	68	<div></div> 11.5%
2	February	52	<div></div> 8.8%
3	March	43	<div></div> 7.3%
4	April	55	<div></div> 9.3%
5	May	63	<div></div> 10.7%
6	June	48	<div></div> 8.1%
7	July	42	<div></div> 7.1%
8	August	47	<div></div> 8.0%
9	September	61	<div></div> 10.4%
10	October	32	<div></div> 5.4%
11	November	28	<div></div> 4.8%
12	December	50	<div></div> 8.5%
21	winter months at the beginning of the year (January, February)	0	
22	spring	0	
23	summer	0	
24	autumn	0	
25	winter at the end of the year (December)	0	
1501	winter	0	
97	does not know	0	
98	refusal	0	
99	not applicable/no response	72	
Sysmiss		2488	
Warning: these figures indicate the number of cases found in the data file. They cannot be interpreted as summary statistics of the population of interest.			
# bn872m_6: Starting date (month) of activity (W2)			
Information	[Type= discrete] [Format=numeric] [Range= 1-2401] [Missing=*/97/98/99]		
Statistics [NW/ W]	[Valid=324 /-] [Invalid=2825 /-]		
Definition	Q 802  FRA, one additional item: "1501-winter".		
Literal question	When did this period of [activity] start?		
Value	Label	Cases	Percentage
1	January	39	<div></div> 12.0%
2	February	24	<div></div> 7.4%
3	March	24	<div></div> 7.4%
4	April	29	<div></div> 9.0%
5	May	26	<div></div> 8.0%

# bn872m_6: Starting date (month) of activity (W2)			
Value	Label	Cases	Percentage
6	June	35	<div></div> 10.8%
7	July	19	<div></div> 5.9%
8	August	20	<div></div> 6.2%
9	September	49	<div></div> 15.1%
10	October	26	<div></div> 8.0%
11	November	14	<div></div> 4.3%
12	December	19	<div></div> 5.9%
21	winter months at the beginning of the year (January, February)	0	
22	spring	0	
23	summer	0	
24	autumn	0	
25	winter at the end of the year (December)	0	
1501	winter	0	
97	does not know	0	
98	refusal	0	
99	not applicable/no response	35	
Sysmiss		2790	
Warning: these figures indicate the number of cases found in the data file. They cannot be interpreted as summary statistics of the population of interest.			
# bn872m_7: Starting date (month) of activity (W2)			
Information	[Type= discrete] [Format=numeric] [Range= 1-2401] [Missing=*/97/98/99]		
Statistics [NW/ W]	[Valid=170 -/] [Invalid=2979 -/]		
Definition	Q 802  FRA, one additional item: "1501-winter".		
Literal question	When did this period of [activity] start?		
Value	Label	Cases	Percentage
1	January	18	<div></div> 10.6%
2	February	13	<div></div> 7.6%
3	March	17	<div></div> 10.0%
4	April	4	<div></div> 2.4%
5	May	16	<div></div> 9.4%
6	June	21	<div></div> 12.4%
7	July	12	<div></div> 7.1%
8	August	13	<div></div> 7.6%
9	September	26	<div></div> 15.3%
10	October	7	<div></div> 4.1%
11	November	8	<div></div> 4.7%
12	December	15	<div></div> 8.8%
21	winter months at the beginning of the year (January, February)	0	
22	spring	0	
23	summer	0	
24	autumn	0	
25	winter at the end of the year (December)	0	
1501	winter	0	
97	does not know	0	

# bn872m_7: Starting date (month) of activity (W2)			
Value	Label	Cases	Percentage
98	refusal	0	
99	not applicable/no response	22	
Sysmiss		2957	
Warning: these figures indicate the number of cases found in the data file. They cannot be interpreted as summary statistics of the population of interest.			
# bn872m_8: Starting date (month) of activity (W2)			
Information	[Type= discrete] [Format=numeric] [Range= 1-2401] [Missing=*/97/98/99]		
Statistics [NW/ W]	[Valid=61 /-] [Invalid=3088 /-]		
Definition	Q 802 FRA, one additional item: "1501-winter".		
Literal question	When did this period of [activity] start?		
Value	Label	Cases	Percentage
1	January	7	<div></div> 11.5%
2	February	3	<div></div> 4.9%
3	March	5	<div></div> 8.2%
4	April	5	<div></div> 8.2%
5	May	6	<div></div> 9.8%
6	June	2	<div></div> 3.3%
7	July	7	<div></div> 11.5%
8	August	7	<div></div> 11.5%
9	September	5	<div></div> 8.2%
10	October	6	<div></div> 9.8%
11	November	3	<div></div> 4.9%
12	December	5	<div></div> 8.2%
21	winter months at the beginning of the year (January, February)	0	
22	spring	0	
23	summer	0	
24	autumn	0	
25	winter at the end of the year (December)	0	
1501	winter	0	
97	does not know	0	
98	refusal	0	
99	not applicable/no response	11	
Sysmiss		3077	
Warning: these figures indicate the number of cases found in the data file. They cannot be interpreted as summary statistics of the population of interest.			
# bn872m_9: Starting date (month) of activity (W2)			
Information	[Type= discrete] [Format=numeric] [Range= 1-2401] [Missing=*/97/98/99]		
Statistics [NW/ W]	[Valid=33 /-] [Invalid=3116 /-]		
Definition	Q 802 FRA, one additional item: "1501-winter".		
Literal question	When did this period of [activity] start?		
Value	Label	Cases	Percentage
1	January	4	<div></div> 12.1%

# bn872m_9: Starting date (month) of activity (W2)				
Value	Label	Cases	Percentage	
2	February	4	<div></div>	12.1%
3	March	4	<div></div>	12.1%
4	April	3	<div></div>	9.1%
5	May	4	<div></div>	12.1%
6	June	3	<div></div>	9.1%
7	July	4	<div></div>	12.1%
8	August	2	<div></div>	6.1%
9	September	4	<div></div>	12.1%
10	October	1	<div></div>	3.0%
11	November	0		
12	December	0		
21	winter months at the beginning of the year (January, February)	0		
22	spring	0		
23	summer	0		
24	autumn	0		
25	winter at the end of the year (December)	0		
1501	winter	0		
97	does not know	0		
98	refusal	0		
99	not applicable/no response	4		
Sysmiss		3112		
Warning: these figures indicate the number of cases found in the data file. They cannot be interpreted as summary statistics of the population of interest.				
# bn872m_10: Starting date (month) of activity (W2)				
Information	[Type= discrete] [Format=numeric] [Range= 1-2401] [Missing=*/97/98/99]			
Statistics [NW/ W]	[Valid=17 /-] [Invalid=3132 /-]			
Definition	Q 802  FRA, one additional item: "1501-winter".			
Literal question	When did this period of [activity] start?			
Value	Label	Cases	Percentage	
1	January	2	<div></div>	11.8%
2	February	2	<div></div>	11.8%
3	March	2	<div></div>	11.8%
4	April	1	<div></div>	5.9%
5	May	1	<div></div>	5.9%
6	June	1	<div></div>	5.9%
7	July	0		
8	August	1	<div></div>	5.9%
9	September	5	<div></div>	29.4%
10	October	2	<div></div>	11.8%
11	November	0		
12	December	0		
21	winter months at the beginning of the year (January, February)	0		
22	spring	0		
23	summer	0		

# bn872m_10: Starting date (month) of activity (W2)			
Value	Label	Cases	Percentage
24	autumn	0	
25	winter at the end of the year (December)	0	
1501	winter	0	
97	does not know	0	
98	refusal	0	
99	not applicable/no response	1	
Sysmiss		3131	
Warning: these figures indicate the number of cases found in the data file. They cannot be interpreted as summary statistics of the population of interest.			
# bn872m_11: Starting date (month) of activity (W2)			
Information	[Type= discrete] [Format=numeric] [Range= 1-2401] [Missing=*/97/98/99]		
Statistics [NW/ W]	[Valid=5 /-] [Invalid=3144 /-]		
Definition	Q 802 FRA, one additional item: "1501-winter".		
Literal question	When did this period of [activity] start?		
Value	Label	Cases	Percentage
1	January	1	20.0%
2	February	0	
3	March	1	20.0%
4	April	0	
5	May	1	20.0%
6	June	1	20.0%
7	July	0	
8	August	0	
9	September	0	
10	October	0	
11	November	0	
12	December	1	20.0%
21	winter months at the beginning of the year (January, February)	0	
22	spring	0	
23	summer	0	
24	autumn	0	
25	winter at the end of the year (December)	0	
1501	winter	0	
97	does not know	0	
98	refusal	0	
99	not applicable/no response	1	
Sysmiss		3143	
Warning: these figures indicate the number of cases found in the data file. They cannot be interpreted as summary statistics of the population of interest.			
# bn872m_12: Starting date (month) of activity (W2)			
Information	[Type= discrete] [Format=numeric] [Range= 1-2401] [Missing=*/97/98/99]		
Statistics [NW/ W]	[Valid=3 /-] [Invalid=3146 /-]		
Definition	Q 802 FRA, one additional item: "1501-winter".		

# bn872m_12: Starting date (month) of activity (W2)			
<b>Literal question</b>		When did this period of [activity] start?	
Value	Label	Cases	Percentage
1	January	0	
2	February	0	
3	March	0	
4	April	0	
5	May	0	
6	June	1	<div><div></div></div> 33.3%
7	July	0	
8	August	1	<div><div></div></div> 33.3%
9	September	0	
10	October	0	
11	November	1	<div><div></div></div> 33.3%
12	December	0	
21	winter months at the beginning of the year (January, February)	0	
22	spring	0	
23	summer	0	
24	autumn	0	
25	winter at the end of the year (December)	0	
1501	winter	0	
97	does not know	0	
98	refusal	0	
99	not applicable/no response	1	
Sysmiss		3145	
Warning: these figures indicate the number of cases found in the data file. They cannot be interpreted as summary statistics of the population of interest.			
# bn872y_1: Starting date (year) of activity (W2)			
<b>Information</b>		[Type= discrete] [Format=numeric] [Range= 1928-2401] [Missing=*/9997/9998/9999]	
<b>Statistics [NW/ W]</b>		[Valid=3023 /-] [Invalid=126 /-]	
<b>Definition</b>		Q 802	
<b>Literal question</b>		When did this period of [activity] start?	
Value	Label	Cases	Percentage
1928		1	<div><div></div></div> 0.0%
1935		8	<div><div></div></div> 0.3%
1936		13	<div><div></div></div> 0.4%
1937		16	<div><div></div></div> 0.5%
1938		28	<div><div></div></div> 0.9%
1939		21	<div><div></div></div> 0.7%
1940		31	<div><div></div></div> 1.0%
1941		14	<div><div></div></div> 0.5%
1942		18	<div><div></div></div> 0.6%
1943		30	<div><div></div></div> 1.0%
1944		34	<div><div></div></div> 1.1%
1945		49	<div><div></div></div> 1.6%
1946		48	<div><div></div></div> 1.6%
1947		52	<div><div></div></div> 1.7%

# bn872y\_1: Starting date (year) of activity (W2)

Value	Label	Cases	Percentage
1948		48	1.6%
1949		42	1.4%
1950		44	1.5%
1951		42	1.4%
1952		63	2.1%
1953		61	2.0%
1954		63	2.1%
1955		54	1.8%
1956		71	2.3%
1957		71	2.3%
1958		53	1.8%
1959		64	2.1%
1960		51	1.7%
1961		56	1.9%
1962		63	2.1%
1963		67	2.2%
1964		67	2.2%
1965		51	1.7%
1966		65	2.2%
1967		48	1.6%
1968		58	1.9%
1969		49	1.6%
1970		67	2.2%
1971		51	1.7%
1972		65	2.2%
1973		49	1.6%
1974		45	1.5%
1975		54	1.8%
1976		57	1.9%
1977		47	1.6%
1978		63	2.1%
1979		56	1.9%
1980		77	2.5%
1981		57	1.9%
1982		54	1.8%
1983		59	2.0%
1984		57	1.9%
1985		55	1.8%
1986		53	1.8%
1987		48	1.6%
1988		34	1.1%
1989		47	1.6%
1990		44	1.5%
1991		49	1.6%
1992		49	1.6%



# bn872y_1: Starting date (year) of activity (W2)			
Value	Label	Cases	Percentage
1993		44	<div><div></div></div> 1.5%
1994		25	<div><div></div></div> 0.8%
1995		16	<div><div></div></div> 0.5%
1996		15	<div><div></div></div> 0.5%
1997		11	<div><div></div></div> 0.4%
1998		11	<div><div></div></div> 0.4%
1999		14	<div><div></div></div> 0.5%
2000		14	<div><div></div></div> 0.5%
2001		11	<div><div></div></div> 0.4%
2002		9	<div><div></div></div> 0.3%
2003		2	<div><div></div></div> 0.1%
9997	does not know	0	
9998	refusal	0	
9999	not applicable/no response	126	
Warning: these figures indicate the number of cases found in the data file. They cannot be interpreted as summary statistics of the population of interest.			
# bn872y_2: Starting date (year) of activity (W2)			
Information	[Type= discrete] [Format=numeric] [Range= 1925-2401] [Missing=*/9997/9998/9999]		
Statistics [NW/ W]	[Valid=2808 /-] [Invalid=341 /-]		
Definition	Q 802		
Literal question	When did this period of [activity] start?		
Value	Label	Cases	Percentage
1940		1	<div><div></div></div> 0.0%
1941		1	<div><div></div></div> 0.0%
1945		4	<div><div></div></div> 0.1%
1946		7	<div><div></div></div> 0.2%
1947		14	<div><div></div></div> 0.5%
1948		24	<div><div></div></div> 0.9%
1949		28	<div><div></div></div> 1.0%
1950		20	<div><div></div></div> 0.7%
1951		24	<div><div></div></div> 0.9%
1952		33	<div><div></div></div> 1.2%
1953		31	<div><div></div></div> 1.1%
1954		30	<div><div></div></div> 1.1%
1955		41	<div><div></div></div> 1.5%
1956		27	<div><div></div></div> 1.0%
1957		47	<div><div></div></div> 1.7%
1958		51	<div><div></div></div> 1.8%
1959		39	<div><div></div></div> 1.4%
1960		49	<div><div></div></div> 1.7%
1961		62	<div><div></div></div> 2.2%
1962		37	<div><div></div></div> 1.3%
1963		34	<div><div></div></div> 1.2%
1964		47	<div><div></div></div> 1.7%
1965		62	<div><div></div></div> 2.2%

# # bn872y\_2: Starting date (year) of activity (W2)

Value	Label	Cases	Percentage
1966		54	1.9%
1967		49	1.7%
1968		67	2.4%
1969		50	1.8%
1970		53	1.9%
1971		49	1.7%
1972		48	1.7%
1973		57	2.0%
1974		41	1.5%
1975		53	1.9%
1976		47	1.7%
1977		59	2.1%
1978		51	1.8%
1979		41	1.5%
1980		42	1.5%
1981		47	1.7%
1982		52	1.9%
1983		49	1.7%
1984		54	1.9%
1985		60	2.1%
1986		54	1.9%
1987		60	2.1%
1988		69	2.5%
1989		69	2.5%
1990		76	2.7%
1991		64	2.3%
1992		67	2.4%
1993		56	2.0%
1994		53	1.9%
1995		52	1.9%
1996		38	1.4%
1997		48	1.7%
1998		39	1.4%
1999		38	1.4%
2000		43	1.5%
2001		37	1.3%
2002		37	1.3%
2003		43	1.5%
2004		34	1.2%
2005		23	0.8%
2006		42	1.5%
2007		22	0.8%
2008		8	0.3%
9997	does not know	0	
9998	refusal	0	

# bn872y_2: Starting date (year) of activity (W2)			
Value	Label	Cases	Percentage
9999	not applicable/no response	47	
Sysmiss		294	
Warning: these figures indicate the number of cases found in the data file. They cannot be interpreted as summary statistics of the population of interest.			
# bn872y_3: Starting date (year) of activity (W2)			
Information	[Type= discrete] [Format=numeric] [Range= 1937-2401] [Missing=*/9997/9998/9999]		
Statistics [NW/ W]	[Valid=1851 /-] [Invalid=1298 /-]		
Definition	Q 802		
Literal question	When did this period of [activity] start?		
Value	Label	Cases	Percentage
1948		2	0.1%
1949		3	0.2%
1950		7	0.4%
1951		5	0.3%
1952		7	0.4%
1953		12	0.6%
1954		18	1.0%
1955		13	0.7%
1956		21	1.1%
1957		18	1.0%
1958		13	0.7%
1959		18	1.0%
1960		28	1.5%
1961		24	1.3%
1962		24	1.3%
1963		15	0.8%
1964		20	1.1%
1965		24	1.3%
1966		20	1.1%
1967		29	1.6%
1968		25	1.4%
1969		21	1.1%
1970		27	1.5%
1971		15	0.8%
1972		33	1.8%
1973		14	0.8%
1974		26	1.4%
1975		24	1.3%
1976		31	1.7%
1977		22	1.2%
1978		39	2.1%
1979		28	1.5%
1980		22	1.2%
1981		25	1.4%
1982		13	0.7%

# bn872y_3: Starting date (year) of activity (W2)			
Value	Label	Cases	Percentage
1983		25	<div></div> 1.4%
1984		24	<div></div> 1.3%
1985		31	<div></div> 1.7%
1986		34	<div></div> 1.8%
1987		35	<div></div> 1.9%
1988		38	<div></div> 2.1%
1989		43	<div></div> 2.3%
1990		62	<div></div> 3.3%
1991		65	<div></div> 3.5%
1992		49	<div></div> 2.6%
1993		42	<div></div> 2.3%
1994		44	<div></div> 2.4%
1995		60	<div></div> 3.2%
1996		42	<div></div> 2.3%
1997		37	<div></div> 2.0%
1998		55	<div></div> 3.0%
1999		39	<div></div> 2.1%
2000		66	<div></div> 3.6%
2001		43	<div></div> 2.3%
2002		40	<div></div> 2.2%
2003		43	<div></div> 2.3%
2004		67	<div></div> 3.6%
2005		53	<div></div> 2.9%
2006		38	<div></div> 2.1%
2007		59	<div></div> 3.2%
2008		30	<div></div> 1.6%
2009		1	<div></div> 0.1%
9997	does not know	0	
9998	refusal	0	
9999	not applicable/no response	33	
Sysmiss		1265	
Warning: these figures indicate the number of cases found in the data file. They cannot be interpreted as summary statistics of the population of interest.			
# bn872y_4: Starting date (year) of activity (W2)			
Information	[Type= discrete] [Format=numeric] [Range= 1941-2401] [Missing=*/9997/9998/9999]		
Statistics [NW/ W]	[Valid=1106 /-] [Invalid=2043 /-]		
Definition	Q 802		
Literal question	When did this period of [activity] start?		
Value	Label	Cases	Percentage
1950		1	<div></div> 0.1%
1951		4	<div></div> 0.4%
1952		5	<div></div> 0.5%
1953		8	<div></div> 0.7%
1954		4	<div></div> 0.4%
1955		6	<div></div> 0.5%

## # bn872y\_4: Starting date (year) of activity (W2)

Value	Label	Cases	Percentage
1956		9	0.8%
1957		10	0.9%
1958		10	0.9%
1959		11	1.0%
1960		12	1.1%
1961		12	1.1%
1962		26	2.4%
1963		18	1.6%
1964		17	1.5%
1965		15	1.4%
1966		14	1.3%
1967		22	2.0%
1968		20	1.8%
1969		21	1.9%
1970		17	1.5%
1971		18	1.6%
1972		14	1.3%
1973		9	0.8%
1974		21	1.9%
1975		12	1.1%
1976		20	1.8%
1977		13	1.2%
1978		20	1.8%
1979		15	1.4%
1980		30	2.7%
1981		17	1.5%
1982		18	1.6%
1983		16	1.4%
1984		14	1.3%
1985		20	1.8%
1986		22	2.0%
1987		17	1.5%
1988		24	2.2%
1989		24	2.2%
1990		34	3.1%
1991		32	2.9%
1992		22	2.0%
1993		30	2.7%
1994		26	2.4%
1995		24	2.2%
1996		25	2.3%
1997		22	2.0%
1998		32	2.9%
1999		24	2.2%
2000		23	2.1%

# bn872y_4: Starting date (year) of activity (W2)			
Value	Label	Cases	Percentage
2001		25	<div></div> 2.3%
2002		29	<div></div> 2.6%
2003		29	<div></div> 2.6%
2004		26	<div></div> 2.4%
2005		25	<div></div> 2.3%
2006		26	<div></div> 2.4%
2007		22	<div></div> 2.0%
2008		24	<div></div> 2.2%
9997	does not know	0	
9998	refusal	0	
9999	not applicable/no response	13	
Sysmiss		2030	
Warning: these figures indicate the number of cases found in the data file. They cannot be interpreted as summary statistics of the population of interest.			
# bn872y_5: Starting date (year) of activity (W2)			
Information	[Type= discrete] [Format=numeric] [Range= 1944-2401] [Missing=*/9997/9998/9999]		
Statistics [NW/ W]	[Valid=650 /-] [Invalid=2499 /-]		
Definition	Q 802		
Literal question	When did this period of [activity] start?		
Value	Label	Cases	Percentage
1954		1	<div></div> 0.2%
1955		1	<div></div> 0.2%
1956		3	<div></div> 0.5%
1957		4	<div></div> 0.6%
1958		3	<div></div> 0.5%
1959		3	<div></div> 0.5%
1960		4	<div></div> 0.6%
1961		4	<div></div> 0.6%
1962		7	<div></div> 1.1%
1963		3	<div></div> 0.5%
1964		3	<div></div> 0.5%
1965		9	<div></div> 1.4%
1966		10	<div></div> 1.5%
1967		7	<div></div> 1.1%
1968		5	<div></div> 0.8%
1969		5	<div></div> 0.8%
1970		10	<div></div> 1.5%
1971		4	<div></div> 0.6%
1972		7	<div></div> 1.1%
1973		8	<div></div> 1.2%
1974		7	<div></div> 1.1%
1975		12	<div></div> 1.8%
1976		10	<div></div> 1.5%
1977		8	<div></div> 1.2%
1978		8	<div></div> 1.2%

# bn872y_5: Starting date (year) of activity (W2)			
Value	Label	Cases	Percentage
1979		8	<div><div></div></div> 1.2%
1980		9	<div><div></div></div> 1.4%
1981		3	<div><div></div></div> 0.5%
1982		6	<div><div></div></div> 0.9%
1983		7	<div><div></div></div> 1.1%
1984		10	<div><div></div></div> 1.5%
1985		12	<div><div></div></div> 1.8%
1986		8	<div><div></div></div> 1.2%
1987		9	<div><div></div></div> 1.4%
1988		8	<div><div></div></div> 1.2%
1989		14	<div><div></div></div> 2.2%
1990		18	<div><div></div></div> 2.8%
1991		18	<div><div></div></div> 2.8%
1992		15	<div><div></div></div> 2.3%
1993		10	<div><div></div></div> 1.5%
1994		20	<div><div></div></div> 3.1%
1995		20	<div><div></div></div> 3.1%
1996		16	<div><div></div></div> 2.5%
1997		26	<div><div></div></div> 4.0%
1998		22	<div><div></div></div> 3.4%
1999		20	<div><div></div></div> 3.1%
2000		20	<div><div></div></div> 3.1%
2001		24	<div><div></div></div> 3.7%
2002		21	<div><div></div></div> 3.2%
2003		33	<div><div></div></div> 5.1%
2004		30	<div><div></div></div> 4.6%
2005		30	<div><div></div></div> 4.6%
2006		26	<div><div></div></div> 4.0%
2007		27	<div><div></div></div> 4.2%
2008		14	<div><div></div></div> 2.2%
9997	does not know	0	
9998	refusal	0	
9999	not applicable/no response	11	
Sysmiss		2488	
Warning: these figures indicate the number of cases found in the data file. They cannot be interpreted as summary statistics of the population of interest.			
# bn872y_6: Starting date (year) of activity (W2)			
Information	[Type= discrete] [Format=numeric] [Range= 1946-2401] [Missing=*/9997/9998/9999]		
Statistics [NW/ W]	[Valid=354 -/] [Invalid=2795 -/]		
Definition	Q 802		
Literal question	When did this period of [activity] start?		
Value	Label	Cases	Percentage
1956		3	<div><div></div></div> 0.8%
1957		2	<div><div></div></div> 0.6%
1959		3	<div><div></div></div> 0.8%

# **# bn872y\_6: Starting date (year) of activity (W2)**

Value	Label	Cases	Percentage
1960		2	0.6%
1961		2	0.6%
1962		2	0.6%
1963		4	1.1%
1964		2	0.6%
1965		3	0.8%
1966		3	0.8%
1967		6	1.7%
1968		5	1.4%
1969		3	0.8%
1970		6	1.7%
1971		5	1.4%
1972		2	0.6%
1973		4	1.1%
1974		4	1.1%
1975		11	3.1%
1976		5	1.4%
1977		10	2.8%
1978		9	2.5%
1979		3	0.8%
1980		2	0.6%
1981		6	1.7%
1982		6	1.7%
1983		5	1.4%
1984		4	1.1%
1985		7	2.0%
1986		5	1.4%
1987		6	1.7%
1988		8	2.3%
1989		5	1.4%
1990		8	2.3%
1991		11	3.1%
1992		12	3.4%
1993		14	4.0%
1994		6	1.7%
1995		15	4.2%
1996		5	1.4%
1997		4	1.1%
1998		7	2.0%
1999		9	2.5%
2000		12	3.4%
2001		5	1.4%
2002		17	4.8%
2003		14	4.0%
2004		8	2.3%



# bn872y_6: Starting date (year) of activity (W2)			
Value	Label	Cases	Percentage
2005		15	<div></div> 4.2%
2006		13	<div></div> 3.7%
2007		19	<div></div> 5.4%
2008		7	<div></div> 2.0%
9997	does not know	0	
9998	refusal	0	
9999	not applicable/no response	5	
Sysmiss		2790	
Warning: these figures indicate the number of cases found in the data file. They cannot be interpreted as summary statistics of the population of interest.			
# bn872y_7: Starting date (year) of activity (W2)			
Information	[Type= discrete] [Format=numeric] [Range= 1948-2401] [Missing=*/9997/9998/9999]		
Statistics [NW/ W]	[Valid=188 /-] [Invalid=2961 /-]		
Definition	Q 802		
Literal question	When did this period of [activity] start?		
Value	Label	Cases	Percentage
1962		1	<div></div> 0.5%
1965		2	<div></div> 1.1%
1967		1	<div></div> 0.5%
1968		2	<div></div> 1.1%
1969		2	<div></div> 1.1%
1971		1	<div></div> 0.5%
1973		1	<div></div> 0.5%
1974		2	<div></div> 1.1%
1975		4	<div></div> 2.1%
1976		3	<div></div> 1.6%
1977		3	<div></div> 1.6%
1979		1	<div></div> 0.5%
1980		2	<div></div> 1.1%
1981		2	<div></div> 1.1%
1984		3	<div></div> 1.6%
1985		1	<div></div> 0.5%
1986		5	<div></div> 2.7%
1987		4	<div></div> 2.1%
1988		1	<div></div> 0.5%
1989		8	<div></div> 4.3%
1990		6	<div></div> 3.2%
1991		5	<div></div> 2.7%
1992		3	<div></div> 1.6%
1993		6	<div></div> 3.2%
1994		3	<div></div> 1.6%
1995		7	<div></div> 3.7%
1996		5	<div></div> 2.7%
1997		7	<div></div> 3.7%
1998		5	<div></div> 2.7%

# bn872y_7: Starting date (year) of activity (W2)			
Value	Label	Cases	Percentage
1999		7	<div><div></div></div> 3.7%
2000		8	<div><div></div></div> 4.3%
2001		7	<div><div></div></div> 3.7%
2002		8	<div><div></div></div> 4.3%
2003		10	<div><div></div></div> 5.3%
2004		16	<div><div></div></div> 8.5%
2005		7	<div><div></div></div> 3.7%
2006		12	<div><div></div></div> 6.4%
2007		12	<div><div></div></div> 6.4%
2008		5	<div><div></div></div> 2.7%
9997	does not know	0	
9998	refusal	0	
9999	not applicable/no response	4	
Sysmiss		2957	
Warning: these figures indicate the number of cases found in the data file. They cannot be interpreted as summary statistics of the population of interest.			
# bn872y_8: Starting date (year) of activity (W2)			
Information	[Type= discrete] [Format=numeric] [Range= 1949-2401] [Missing=*/9997/9998/9999]		
Statistics [NW/ W]	[Valid=69 /-] [Invalid=3080 /-]		
Definition	Q 802		
Literal question	When did this period of [activity] start?		
Value	Label	Cases	Percentage
1967		1	<div><div></div></div> 1.4%
1968		2	<div><div></div></div> 2.9%
1969		1	<div><div></div></div> 1.4%
1970		1	<div><div></div></div> 1.4%
1972		1	<div><div></div></div> 1.4%
1973		2	<div><div></div></div> 2.9%
1976		2	<div><div></div></div> 2.9%
1977		1	<div><div></div></div> 1.4%
1978		3	<div><div></div></div> 4.3%
1979		1	<div><div></div></div> 1.4%
1980		1	<div><div></div></div> 1.4%
1983		1	<div><div></div></div> 1.4%
1984		1	<div><div></div></div> 1.4%
1985		1	<div><div></div></div> 1.4%
1986		1	<div><div></div></div> 1.4%
1989		1	<div><div></div></div> 1.4%
1990		1	<div><div></div></div> 1.4%
1993		2	<div><div></div></div> 2.9%
1994		3	<div><div></div></div> 4.3%
1995		2	<div><div></div></div> 2.9%
1996		2	<div><div></div></div> 2.9%
1997		3	<div><div></div></div> 4.3%
1998		2	<div><div></div></div> 2.9%

# bn872y_8: Starting date (year) of activity (W2)			
Value	Label	Cases	Percentage
1999		2	<div></div> 2.9%
2000		4	<div></div> 5.8%
2001		5	<div></div> 7.2%
2002		1	<div></div> 1.4%
2003		4	<div></div> 5.8%
2004		2	<div></div> 2.9%
2005		5	<div></div> 7.2%
2006		4	<div></div> 5.8%
2007		3	<div></div> 4.3%
2008		3	<div></div> 4.3%
9997	does not know	0	
9998	refusal	0	
9999	not applicable/no response	3	
Sysmiss		3077	
Warning: these figures indicate the number of cases found in the data file. They cannot be interpreted as summary statistics of the population of interest.			
# bn872y_9: Starting date (year) of activity (W2)			
Information	[Type= discrete] [Format=numeric] [Range= 1952-2401] [Missing=*/9997/9998/9999]		
Statistics [NW/ W]	[Valid=36 /-] [Invalid=3113 /-]		
Definition	Q 802		
Literal question	When did this period of [activity] start?		
Value	Label	Cases	Percentage
1970		1	<div></div> 2.8%
1971		1	<div></div> 2.8%
1972		2	<div></div> 5.6%
1975		1	<div></div> 2.8%
1978		1	<div></div> 2.8%
1979		1	<div></div> 2.8%
1983		1	<div></div> 2.8%
1985		1	<div></div> 2.8%
1989		1	<div></div> 2.8%
1990		1	<div></div> 2.8%
1992		3	<div></div> 8.3%
1994		1	<div></div> 2.8%
1996		1	<div></div> 2.8%
1997		2	<div></div> 5.6%
1998		2	<div></div> 5.6%
2000		3	<div></div> 8.3%
2001		2	<div></div> 5.6%
2002		1	<div></div> 2.8%
2003		2	<div></div> 5.6%
2004		4	<div></div> 11.1%
2005		2	<div></div> 5.6%
2008		2	<div></div> 5.6%
9997	does not know	0	

# bn872y_9: Starting date (year) of activity (W2)			
Value	Label	Cases	Percentage
9998	refusal	0	
9999	not applicable/no response	1	
Sysmiss		3112	
Warning: these figures indicate the number of cases found in the data file. They cannot be interpreted as summary statistics of the population of interest.			
# bn872y_10: Starting date (year) of activity (W2)			
Information	[Type= discrete] [Format=numeric] [Range= 1962-2401] [Missing=*/9997/9998/9999]		
Statistics [NW/ W]	[Valid=17 /-] [Invalid=3132 /-]		
Definition	Q 802		
Literal question	When did this period of [activity] start?		
Value	Label	Cases	Percentage
1975		1	5.9%
1980		2	11.8%
1990		1	5.9%
1995		2	11.8%
2000		2	11.8%
2001		2	11.8%
2004		2	11.8%
2005		1	5.9%
2006		1	5.9%
2007		2	11.8%
2008		1	5.9%
9997	does not know	0	
9998	refusal	0	
9999	not applicable/no response	1	
Sysmiss		3131	
Warning: these figures indicate the number of cases found in the data file. They cannot be interpreted as summary statistics of the population of interest.			
# bn872y_11: Starting date (year) of activity (W2)			
Information	[Type= discrete] [Format=numeric] [Range= 1963-2401] [Missing=*/9997/9998/9999]		
Statistics [NW/ W]	[Valid=5 /-] [Invalid=3144 /-]		
Definition	Q 802		
Literal question	When did this period of [activity] start?		
Value	Label	Cases	Percentage
1980		1	20.0%
1981		1	20.0%
2000		1	20.0%
2005		1	20.0%
2006		1	20.0%
9997	does not know	0	
9998	refusal	0	
9999	not applicable/no response	1	
Sysmiss		3143	
Warning: these figures indicate the number of cases found in the data file. They cannot be interpreted as summary statistics of the population of interest.			

# bn872y_12: Starting date (year) of activity (W2)			
Information	[Type= discrete] [Format=numeric] [Range= 1964-2401] [Missing=*/9997/9998/9999]		
Statistics [NW/ W]	[Valid=3 -/] [Invalid=3146 -/]		
Definition	Q 802		
Literal question	When did this period of [activity] start?		
Value	Label	Cases	Percentage
1982		1	<div></div> 33.3%
2006		2	<div></div> 66.7%
9997	does not know	0	
9998	refusal	0	
9999	not applicable/no response	1	
Sysmiss		3145	
Warning: these figures indicate the number of cases found in the data file. They cannot be interpreted as summary statistics of the population of interest.			
# b873: Any job or business before current activity Respondent (not asked when working) (W2)			
Information	[Type= discrete] [Format=numeric] [Range= 1-99] [Missing=*/7/8/9]		
Statistics [NW/ W]	[Valid=573 -/] [Invalid=2576 -/]		
Definition	Consolidated variable from Q 909, Q 912, Q 916, Q 918, Q 921, Q 923 (variables b811, b815, b819, b821, b825, b827).		
Literal question	Did you have a job or business directly before you started [current activity]?		
Notes	Generated using the following variables: - b811 (Q 909) if b801=5; - b815 (Q 912) if b801=1; - b819 (Q 916) if b801=6; - b821 (Q 918) if b801=11; - b825 (Q 921) if b801=8; - b827 (Q 923) if b801=7.		
Value	Label	Cases	Percentage
1	yes	403	<div></div> 70.3%
2	no	170	<div></div> 29.7%
7	does not know	0	
8	refusal	0	
9	no response/not applicable	1796	
Sysmiss		780	
Warning: these figures indicate the number of cases found in the data file. They cannot be interpreted as summary statistics of the population of interest.			
# bn873m_1: Ending date (month) of activity (W2)			
Information	[Type= discrete] [Format=numeric] [Range= 1-2401] [Missing=*/97/98/99]		
Statistics [NW/ W]	[Valid=2889 -/] [Invalid=260 -/]		
Definition	Q 803 FRA, one additional item: "1501-winter".		
Literal question	When did this period of [activity] end?		
Interviewer's instructions	If currently exist, code actual date!		
Value	Label	Cases	Percentage
1	January	37	<div></div> 1.3%
2	February	27	<div></div> 0.9%
3	March	57	<div></div> 2.0%
4	April	129	<div></div> 4.5%
5	May	271	<div></div> 9.4%

# bn873m_1: Ending date (month) of activity (W2)			
Value	Label	Cases	Percentage
6	June	1963	<div><div></div></div> 67.9%
7	July	95	<div><div></div></div> 3.3%
8	August	70	<div><div></div></div> 2.4%
9	September	114	<div><div></div></div> 3.9%
10	October	34	<div><div></div></div> 1.2%
11	November	19	<div><div></div></div> 0.7%
12	December	73	<div><div></div></div> 2.5%
21	winter months at the beginning of the year (January, February)	0	
22	spring	0	
23	summer	0	
24	autumn	0	
25	winter at the end of the year (December)	0	
1501	winter	0	
97	does not know	0	
98	refusal	0	
99	not applicable/no response	260	
Warning: these figures indicate the number of cases found in the data file. They cannot be interpreted as summary statistics of the population of interest.			
# bn873m_2: Ending date (month) of activity (W2)			
Information	[Type= discrete] [Format=numeric] [Range= 1-2401] [Missing=*/97/98/99]		
Statistics [NW/ W]	[Valid=2602 /-] [Invalid=547 /-]		
Definition	Q 803  FRA, one additional item: "1501-winter".		
Literal question	When did this period of [activity] end?		
Interviewer's instructions	If currently exist, code actual date!		
Value	Label	Cases	Percentage
1	January	160	<div><div></div></div> 6.1%
2	February	99	<div><div></div></div> 3.8%
3	March	209	<div><div></div></div> 8.0%
4	April	434	<div><div></div></div> 16.7%
5	May	276	<div><div></div></div> 10.6%
6	June	327	<div><div></div></div> 12.6%
7	July	176	<div><div></div></div> 6.8%
8	August	171	<div><div></div></div> 6.6%
9	September	284	<div><div></div></div> 10.9%
10	October	216	<div><div></div></div> 8.3%
11	November	105	<div><div></div></div> 4.0%
12	December	145	<div><div></div></div> 5.6%
21	winter months at the beginning of the year (January, February)	0	
22	spring	0	
23	summer	0	
24	autumn	0	
25	winter at the end of the year (December)	0	
1501	winter	0	
97	does not know	0	

# bn873m_2: Ending date (month) of activity (W2)			
Value	Label	Cases	Percentage
98	refusal	0	
99	not applicable/no response	253	
Sysmiss		294	
Warning: these figures indicate the number of cases found in the data file. They cannot be interpreted as summary statistics of the population of interest.			
# bn873m_3: Ending date (month) of activity (W2)			
Information	[Type= discrete] [Format=numeric] [Range= 1-2401] [Missing=*/97/98/99]		
Statistics [NW/ W]	[Valid=1757 /-] [Invalid=1392 /-]		
Definition	Q 803 FRA, one additional item: "1501-winter".		
Literal question	When did this period of [activity] end?		
Interviewer's instructions	If currently exist, code actual date!		
Value	Label	Cases	Percentage
1	January	102	5.8%
2	February	61	3.5%
3	March	177	10.1%
4	April	334	19.0%
5	May	193	11.0%
6	June	193	11.0%
7	July	99	5.6%
8	August	134	7.6%
9	September	195	11.1%
10	October	129	7.3%
11	November	58	3.3%
12	December	82	4.7%
21	winter months at the beginning of the year (January, February)	0	
22	spring	0	
23	summer	0	
24	autumn	0	
25	winter at the end of the year (December)	0	
1501	winter	0	
97	does not know	0	
98	refusal	0	
99	not applicable/no response	127	
Sysmiss		1265	
Warning: these figures indicate the number of cases found in the data file. They cannot be interpreted as summary statistics of the population of interest.			
# bn873m_4: Ending date (month) of activity (W2)			
Information	[Type= discrete] [Format=numeric] [Range= 1-2401] [Missing=*/97/98/99]		
Statistics [NW/ W]	[Valid=1047 /-] [Invalid=2102 /-]		
Definition	Q 803 FRA, one additional item: "1501-winter".		
Literal question	When did this period of [activity] end?		
Interviewer's instructions	If currently exist, code actual date!		

# bn873m_4: Ending date (month) of activity (W2)			
Value	Label	Cases	Percentage
1	January	68	<div><div></div></div> 6.5%
2	February	49	<div><div></div></div> 4.7%
3	March	95	<div><div></div></div> 9.1%
4	April	194	<div><div></div></div> 18.5%
5	May	161	<div><div></div></div> 15.4%
6	June	121	<div><div></div></div> 11.6%
7	July	81	<div><div></div></div> 7.7%
8	August	77	<div><div></div></div> 7.4%
9	September	65	<div><div></div></div> 6.2%
10	October	36	<div><div></div></div> 3.4%
11	November	37	<div><div></div></div> 3.5%
12	December	63	<div><div></div></div> 6.0%
21	winter months at the beginning of the year (January, February)	0	
22	spring	0	
23	summer	0	
24	autumn	0	
25	winter at the end of the year (December)	0	
1501	winter	0	
97	does not know	0	
98	refusal	0	
99	not applicable/no response	72	
Sysmiss		2030	
Warning: these figures indicate the number of cases found in the data file. They cannot be interpreted as summary statistics of the population of interest.			
# bn873m_5: Ending date (month) of activity (W2)			
Information	[Type= discrete] [Format=numeric] [Range= 1-2401] [Missing=*/97/98/99]		
Statistics [NW/ W]	[Valid=625 /-] [Invalid=2524 /-]		
Definition	Q 803  FRA, one additional item: "1501-winter".		
Literal question	When did this period of [activity] end?		
Interviewer's instructions	If currently exist, code actual date!		
Value	Label	Cases	Percentage
1	January	36	<div><div></div></div> 5.8%
2	February	24	<div><div></div></div> 3.8%
3	March	68	<div><div></div></div> 10.9%
4	April	117	<div><div></div></div> 18.7%
5	May	83	<div><div></div></div> 13.3%
6	June	80	<div><div></div></div> 12.8%
7	July	46	<div><div></div></div> 7.4%
8	August	38	<div><div></div></div> 6.1%
9	September	56	<div><div></div></div> 9.0%
10	October	31	<div><div></div></div> 5.0%
11	November	18	<div><div></div></div> 2.9%
12	December	28	<div><div></div></div> 4.5%



# bn873m_5: Ending date (month) of activity (W2)			
Value	Label	Cases	Percentage
21	winter months at the beginning of the year (January, February)	0	
22	spring	0	
23	summer	0	
24	autumn	0	
25	winter at the end of the year (December)	0	
1501	winter	0	
97	does not know	0	
98	refusal	0	
99	not applicable/no response	36	
Sysmiss		2488	
Warning: these figures indicate the number of cases found in the data file. They cannot be interpreted as summary statistics of the population of interest.			
# bn873m_6: Ending date (month) of activity (W2)			
Information	[Type= discrete] [Format=numeric] [Range= 1-2401] [Missing=*/97/98/99]		
Statistics [NW/ W]	[Valid=337 /-] [Invalid=2812 /-]		
Definition	Q 803  FRA, one additional item: "1501-winter".		
Literal question	When did this period of [activity] end?		
Interviewer's instructions	If currently exist, code actual date!		
Value	Label	Cases	Percentage
1	January	16	<div></div> 4.7%
2	February	11	<div></div> 3.3%
3	March	34	<div></div> 10.1%
4	April	54	<div></div> 16.0%
5	May	62	<div></div> 18.4%
6	June	38	<div></div> 11.3%
7	July	27	<div></div> 8.0%
8	August	23	<div></div> 6.8%
9	September	32	<div></div> 9.5%
10	October	10	<div></div> 3.0%
11	November	10	<div></div> 3.0%
12	December	20	<div></div> 5.9%
21	winter months at the beginning of the year (January, February)	0	
22	spring	0	
23	summer	0	
24	autumn	0	
25	winter at the end of the year (December)	0	
1501	winter	0	
97	does not know	0	
98	refusal	0	
99	not applicable/no response	22	
Sysmiss		2790	
Warning: these figures indicate the number of cases found in the data file. They cannot be interpreted as summary statistics of the population of interest.			

# bn873m_7: Ending date (month) of activity (W2)			
Information	[Type= discrete] [Format=numeric] [Range= 1-2401] [Missing=*/97/98/99]		
Statistics [NW/ W]	[Valid=180 /-] [Invalid=2969 /-]		
Definition	Q 803 FRA, one additional item: "1501-winter".		
Literal question	When did this period of [activity] end?		
Interviewer's instructions	If currently exist, code actual date!		
Value	Label	Cases	Percentage
1	January	6	<div><div></div></div> 3.3%
2	February	3	<div><div></div></div> 1.7%
3	March	18	<div><div></div></div> 10.0%
4	April	44	<div><div></div></div> 24.4%
5	May	34	<div><div></div></div> 18.9%
6	June	18	<div><div></div></div> 10.0%
7	July	12	<div><div></div></div> 6.7%
8	August	15	<div><div></div></div> 8.3%
9	September	10	<div><div></div></div> 5.6%
10	October	7	<div><div></div></div> 3.9%
11	November	6	<div><div></div></div> 3.3%
12	December	7	<div><div></div></div> 3.9%
21	winter months at the beginning of the year (January, February)	0	
22	spring	0	
23	summer	0	
24	autumn	0	
25	winter at the end of the year (December)	0	
1501	winter	0	
97	does not know	0	
98	refusal	0	
99	not applicable/no response	12	
Sysmiss		2957	
Warning: these figures indicate the number of cases found in the data file. They cannot be interpreted as summary statistics of the population of interest.			
# bn873m_8: Ending date (month) of activity (W2)			
Information	[Type= discrete] [Format=numeric] [Range= 1-2401] [Missing=*/97/98/99]		
Statistics [NW/ W]	[Valid=68 /-] [Invalid=3081 /-]		
Definition	Q 803 FRA, one additional item: "1501-winter".		
Literal question	When did this period of [activity] end?		
Interviewer's instructions	If currently exist, code actual date!		
Value	Label	Cases	Percentage
1	January	5	<div><div></div></div> 7.4%
2	February	4	<div><div></div></div> 5.9%
3	March	7	<div><div></div></div> 10.3%
4	April	14	<div><div></div></div> 20.6%
5	May	12	<div><div></div></div> 17.6%

# bn873m_8: Ending date (month) of activity (W2)						
Value	Label	Cases	Percentage			
6	June	7	<div></div>	10.3%		
7	July	7	<div></div>	10.3%		
8	August	5	<div></div>	7.4%		
9	September	4	<div></div>	5.9%		
10	October	1	<div></div>	1.5%		
11	November	1	<div></div>	1.5%		
12	December	1	<div></div>	1.5%		
21	winter months at the beginning of the year (January, February)	0				
22	spring	0				
23	summer	0				
24	autumn	0				
25	winter at the end of the year (December)	0				
1501	winter	0				
97	does not know	0				
98	refusal	0				
99	not applicable/no response	4				
Sysmiss		3077				
Warning: these figures indicate the number of cases found in the data file. They cannot be interpreted as summary statistics of the population of interest.						
# bn873m_9: Ending date (month) of activity (W2)						
Information	[Type= discrete] [Format=numeric] [Range= 1-2401] [Missing=*/97/98/99]					
Statistics [NW/ W]	[Valid=36 /-] [Invalid=3113 /-]					
Definition	Q 803  FRA, one additional item: "1501-winter".					
Literal question	When did this period of [activity] end?					
Interviewer's instructions	If currently exist, code actual date!					
Value	Label	Cases	Percentage			
1	January	2	<div></div>	5.6%		
2	February	2	<div></div>	5.6%		
3	March	5	<div></div>	13.9%		
4	April	8	<div></div>	22.2%		
5	May	8	<div></div>	22.2%		
6	June	3	<div></div>	8.3%		
7	July	0				
8	August	1			<div></div>	2.8%
9	September	5			<div></div>	13.9%
10	October	2	<div></div>	5.6%		
11	November	0				
12	December	0				
21	winter months at the beginning of the year (January, February)	0				
22	spring	0				
23	summer	0				
24	autumn	0				
25	winter at the end of the year (December)	0				
1501	winter	0				

# bn873m_9: Ending date (month) of activity (W2)			
Value	Label	Cases	Percentage
97	does not know	0	
98	refusal	0	
99	not applicable/no response	1	
Sysmiss		3112	
Warning: these figures indicate the number of cases found in the data file. They cannot be interpreted as summary statistics of the population of interest.			
# bn873m_10: Ending date (month) of activity (W2)			
Information	[Type= discrete] [Format=numeric] [Range= 1-2401] [Missing=*/97/98/99]		
Statistics [NW/ W]	[Valid=17 /-] [Invalid=3132 /-]		
Definition	Q 803 FRA, one additional item: "1501-winter".		
Literal question	When did this period of [activity] end?		
Interviewer's instructions	If currently exist, code actual date!		
Value	Label	Cases	Percentage
1	January	0	
2	February	0	
3	March	2	<div><div></div></div> 11.8%
4	April	7	<div><div></div></div> 41.2%
5	May	1	<div><div></div></div> 5.9%
6	June	2	<div><div></div></div> 11.8%
7	July	3	<div><div></div></div> 17.6%
8	August	0	
9	September	0	
10	October	0	
11	November	0	
12	December	2	<div><div></div></div> 11.8%
21	winter months at the beginning of the year (January, February)	0	
22	spring	0	
23	summer	0	
24	autumn	0	
25	winter at the end of the year (December)	0	
1501	winter	0	
97	does not know	0	
98	refusal	0	
99	not applicable/no response	1	
Sysmiss		3131	
Warning: these figures indicate the number of cases found in the data file. They cannot be interpreted as summary statistics of the population of interest.			
# bn873m_11: Ending date (month) of activity (W2)			
Information	[Type= discrete] [Format=numeric] [Range= 1-2401] [Missing=*/97/98/99]		
Statistics [NW/ W]	[Valid=5 /-] [Invalid=3144 /-]		
Definition	Q 803 FRA, one additional item: "1501-winter".		
Literal question	When did this period of [activity] end?		

# bn873m_11: Ending date (month) of activity (W2)			
<b>Interviewer's instructions</b>		If currently exist, code actual date!	
Value	Label	Cases	Percentage
1	January	0	
2	February	0	
3	March	0	
4	April	1	20.0%
5	May	1	20.0%
6	June	1	20.0%
7	July	0	
8	August	1	20.0%
9	September	0	
10	October	0	
11	November	1	20.0%
12	December	0	
21	winter months at the beginning of the year (January, February)	0	
22	spring	0	
23	summer	0	
24	autumn	0	
25	winter at the end of the year (December)	0	
1501	winter	0	
97	does not know	0	
98	refusal	0	
99	not applicable/no response	1	
Sysmiss		3143	
Warning: these figures indicate the number of cases found in the data file. They cannot be interpreted as summary statistics of the population of interest.			
# bn873m_12: Ending date (month) of activity (W2)			
<b>Information</b>		[Type= discrete] [Format=numeric] [Range= 1-2401] [Missing=*/97/98/99]	
<b>Statistics [NW/ W]</b>		[Valid=3 /-] [Invalid=3146 /-]	
<b>Definition</b>		Q 803 FRA, one additional item: "1501-winter".	
<b>Literal question</b>		When did this period of [activity] end?	
<b>Interviewer's instructions</b>		If currently exist, code actual date!	
Value	Label	Cases	Percentage
1	January	0	
2	February	0	
3	March	1	33.3%
4	April	0	
5	May	1	33.3%
6	June	1	33.3%
7	July	0	
8	August	0	
9	September	0	
10	October	0	
11	November	0	

# bn873m_12: Ending date (month) of activity (W2)			
Value	Label	Cases	Percentage
12	December	0	
21	winter months at the beginning of the year (January, February)	0	
22	spring	0	
23	summer	0	
24	autumn	0	
25	winter at the end of the year (December)	0	
1501	winter	0	
97	does not know	0	
98	refusal	0	
99	not applicable/no response	1	
Sysmiss		3145	
Warning: these figures indicate the number of cases found in the data file. They cannot be interpreted as summary statistics of the population of interest.			
# bn873y_1: Ending date (year) of activity (W2)			
Information	[Type= discrete] [Format=numeric] [Range= 1931-2401] [Missing= */9997/9998/9999]		
Statistics [NW/ W]	[Valid=3101 /-] [Invalid=48 /-]		
Definition	Q 803		
Literal question	When did this period of [activity] end?		
Interviewer's instructions	If currently exist, code actual date!		
Value	Label	Cases	Percentage
1940		1	0.0%
1941		1	0.0%
1945		4	0.1%
1946		7	0.2%
1947		14	0.5%
1948		24	0.8%
1949		29	0.9%
1950		20	0.6%
1951		23	0.7%
1952		33	1.1%
1953		31	1.0%
1954		31	1.0%
1955		41	1.3%
1956		25	0.8%
1957		47	1.5%
1958		50	1.6%
1959		40	1.3%
1960		49	1.6%
1961		62	2.0%
1962		35	1.1%
1963		34	1.1%
1964		46	1.5%
1965		62	2.0%
1966		57	1.8%
1967		48	1.5%

# # bn873y\_1: Ending date (year) of activity (W2)

Value	Label	Cases	Percentage
1968		67	<div></div> 2.2%
1969		48	<div></div> 1.5%
1970		53	<div></div> 1.7%
1971		49	<div></div> 1.6%
1972		49	<div></div> 1.6%
1973		55	<div></div> 1.8%
1974		41	<div></div> 1.3%
1975		54	<div></div> 1.7%
1976		47	<div></div> 1.5%
1977		60	<div></div> 1.9%
1978		50	<div></div> 1.6%
1979		42	<div></div> 1.4%
1980		41	<div></div> 1.3%
1981		48	<div></div> 1.5%
1982		52	<div></div> 1.7%
1983		53	<div></div> 1.7%
1984		55	<div></div> 1.8%
1985		66	<div></div> 2.1%
1986		51	<div></div> 1.6%
1987		61	<div></div> 2.0%
1988		69	<div></div> 2.2%
1989		68	<div></div> 2.2%
1990		72	<div></div> 2.3%
1991		66	<div></div> 2.1%
1992		65	<div></div> 2.1%
1993		55	<div></div> 1.8%
1994		52	<div></div> 1.7%
1995		52	<div></div> 1.7%
1996		39	<div></div> 1.3%
1997		47	<div></div> 1.5%
1998		42	<div></div> 1.4%
1999		38	<div></div> 1.2%
2000		41	<div></div> 1.3%
2001		37	<div></div> 1.2%
2002		35	<div></div> 1.1%
2003		43	<div></div> 1.4%
2004		32	<div></div> 1.0%
2005		24	<div></div> 0.8%
2006		44	<div></div> 1.4%
2007		21	<div></div> 0.7%
2008		303	<div></div> 9.8%
9997	does not know	0	
9998	refusal	0	
9999	not applicable/no response	48	

Warning: these figures indicate the number of cases found in the data file. They cannot be interpreted as summary statistics of the population of interest.

# bn873y_2: Ending date (year) of activity (W2)			
Information	[Type= discrete] [Format=numeric] [Range= 1940-2401] [Missing=*/9997/9998/9999]		
Statistics [NW/ W]	[Valid=2824 /-] [Invalid=325 /-]		
Definition	Q 803		
Literal question	When did this period of [activity] end?		
Interviewer's instructions	If currently exist, code actual date!		
Value	Label	Cases	Percentage
1948		2	0.1%
1949		2	0.1%
1950		7	0.2%
1951		5	0.2%
1952		7	0.2%
1953		12	0.4%
1954		19	0.7%
1955		12	0.4%
1956		21	0.7%
1957		19	0.7%
1958		12	0.4%
1959		18	0.6%
1960		28	1.0%
1961		24	0.8%
1962		24	0.8%
1963		15	0.5%
1964		20	0.7%
1965		24	0.8%
1966		20	0.7%
1967		29	1.0%
1968		25	0.9%
1969		22	0.8%
1970		26	0.9%
1971		15	0.5%
1972		33	1.2%
1973		14	0.5%
1974		25	0.9%
1975		25	0.9%
1976		30	1.1%
1977		22	0.8%
1978		38	1.3%
1979		27	1.0%
1980		22	0.8%
1981		25	0.9%
1982		14	0.5%
1983		25	0.9%
1984		24	0.8%
1985		31	1.1%
1986		35	1.2%



# bn873y_2: Ending date (year) of activity (W2)			
Value	Label	Cases	Percentage
1987		34	1.2%
1988		40	1.4%
1989		42	1.5%
1990		61	2.2%
1991		65	2.3%
1992		49	1.7%
1993		41	1.5%
1994		44	1.6%
1995		59	2.1%
1996		44	1.6%
1997		36	1.3%
1998		54	1.9%
1999		40	1.4%
2000		66	2.3%
2001		44	1.6%
2002		40	1.4%
2003		45	1.6%
2004		65	2.3%
2005		54	1.9%
2006		35	1.2%
2007		62	2.2%
2008		1001	35.4%
2009		5	0.2%
9997	does not know	0	
9998	refusal	0	
9999	not applicable/no response	31	
Sysmiss		294	
Warning: these figures indicate the number of cases found in the data file. They cannot be interpreted as summary statistics of the population of interest.			
# bn873y_3: Ending date (year) of activity (W2)			
Information	[Type= discrete] [Format=numeric] [Range= 1930-2401] [Missing=*/9997/9998/9999]		
Statistics [NW/ W]	[Valid=1868 /-] [Invalid=1281 /-]		
Definition	Q 803		
Literal question	When did this period of [activity] end?		
Interviewer's instructions	If currently exist, code actual date!		
Value	Label	Cases	Percentage
1950		1	0.1%
1951		4	0.2%
1952		5	0.3%
1953		8	0.4%
1954		4	0.2%
1955		6	0.3%
1956		10	0.5%
1957		9	0.5%
1958		10	0.5%

## # bn873y\_3: Ending date (year) of activity (W2)

Value	Label	Cases	Percentage
1959		11	0.6%
1960		12	0.6%
1961		13	0.7%
1962		25	1.3%
1963		18	1.0%
1964		17	0.9%
1965		16	0.9%
1966		13	0.7%
1967		22	1.2%
1968		21	1.1%
1969		21	1.1%
1970		17	0.9%
1971		18	1.0%
1972		14	0.7%
1973		9	0.5%
1974		21	1.1%
1975		12	0.6%
1976		19	1.0%
1977		13	0.7%
1978		20	1.1%
1979		15	0.8%
1980		30	1.6%
1981		17	0.9%
1982		18	1.0%
1983		16	0.9%
1984		14	0.7%
1985		20	1.1%
1986		23	1.2%
1987		18	1.0%
1988		24	1.3%
1989		23	1.2%
1990		34	1.8%
1991		31	1.7%
1992		22	1.2%
1993		30	1.6%
1994		26	1.4%
1995		24	1.3%
1996		26	1.4%
1997		21	1.1%
1998		29	1.6%
1999		21	1.1%
2000		21	1.1%
2001		29	1.6%
2002		27	1.4%
2003		29	1.6%

# bn873y_3: Ending date (year) of activity (W2)			
Value	Label	Cases	Percentage
2004		26	<div><div></div></div> 1.4%
2005		24	<div><div></div></div> 1.3%
2006		26	<div><div></div></div> 1.4%
2007		21	<div><div></div></div> 1.1%
2008		789	<div><div></div></div> 42.2%
2009		5	<div><div></div></div> 0.3%
9997	does not know	0	
9998	refusal	0	
9999	not applicable/no response	16	
Sysmiss		1265	
Warning: these figures indicate the number of cases found in the data file. They cannot be interpreted as summary statistics of the population of interest.			
# bn873y_4: Ending date (year) of activity (W2)			
Information	[Type= discrete] [Format=numeric] [Range= 1942-2401] [Missing=*/9997/9998/9999]		
Statistics [NW/ W]	[Valid=1109 /-] [Invalid=2040 /-]		
Definition	Q 803		
Literal question	When did this period of [activity] end?		
Interviewer's instructions	If currently exist, code actual date!		
Value	Label	Cases	Percentage
1954		1	<div><div></div></div> 0.1%
1955		1	<div><div></div></div> 0.1%
1956		3	<div><div></div></div> 0.3%
1957		4	<div><div></div></div> 0.4%
1958		3	<div><div></div></div> 0.3%
1959		3	<div><div></div></div> 0.3%
1960		4	<div><div></div></div> 0.4%
1961		4	<div><div></div></div> 0.4%
1962		7	<div><div></div></div> 0.6%
1963		3	<div><div></div></div> 0.3%
1964		3	<div><div></div></div> 0.3%
1965		9	<div><div></div></div> 0.8%
1966		10	<div><div></div></div> 0.9%
1967		7	<div><div></div></div> 0.6%
1968		5	<div><div></div></div> 0.5%
1969		6	<div><div></div></div> 0.5%
1970		9	<div><div></div></div> 0.8%
1971		4	<div><div></div></div> 0.4%
1972		7	<div><div></div></div> 0.6%
1973		8	<div><div></div></div> 0.7%
1974		7	<div><div></div></div> 0.6%
1975		11	<div><div></div></div> 1.0%
1976		10	<div><div></div></div> 0.9%
1977		8	<div><div></div></div> 0.7%
1978		8	<div><div></div></div> 0.7%
1979		8	<div><div></div></div> 0.7%

# bn873y_4: Ending date (year) of activity (W2)			
Value	Label	Cases	Percentage
1980		9	0.8%
1981		3	0.3%
1982		6	0.5%
1983		7	0.6%
1984		10	0.9%
1985		12	1.1%
1986		8	0.7%
1987		9	0.8%
1988		8	0.7%
1989		14	1.3%
1990		19	1.7%
1991		18	1.6%
1992		15	1.4%
1993		10	0.9%
1994		19	1.7%
1995		20	1.8%
1996		16	1.4%
1997		26	2.3%
1998		22	2.0%
1999		20	1.8%
2000		21	1.9%
2001		23	2.1%
2002		22	2.0%
2003		33	3.0%
2004		28	2.5%
2005		30	2.7%
2006		24	2.2%
2007		28	2.5%
2008		476	42.9%
9997	does not know	0	
9998	refusal	0	
9999	not applicable/no response	10	
Sysmiss		2030	
Warning: these figures indicate the number of cases found in the data file. They cannot be interpreted as summary statistics of the population of interest.			
# bn873y_5: Ending date (year) of activity (W2)			
Information	[Type= discrete] [Format=numeric] [Range= 1943-2401] [Missing=*/9997/9998/9999]		
Statistics [NW/ W]	[Valid=655 -] [Invalid=2494 -]		
Definition	Q 803		
Literal question	When did this period of [activity] end?		
Interviewer's instructions	If currently exist, code actual date!		
Value	Label	Cases	Percentage
1956		3	0.5%
1957		2	0.3%
1959		3	0.5%

## # bn873y\_5: Ending date (year) of activity (W2)

Value	Label	Cases	Percentage
1960		2	0.3%
1961		2	0.3%
1962		2	0.3%
1963		4	0.6%
1964		2	0.3%
1965		3	0.5%
1966		3	0.5%
1967		6	0.9%
1968		5	0.8%
1969		3	0.5%
1970		6	0.9%
1971		5	0.8%
1972		2	0.3%
1973		4	0.6%
1974		4	0.6%
1975		10	1.5%
1976		5	0.8%
1977		10	1.5%
1978		9	1.4%
1979		3	0.5%
1980		2	0.3%
1981		6	0.9%
1982		6	0.9%
1983		5	0.8%
1984		4	0.6%
1985		7	1.1%
1986		5	0.8%
1987		6	0.9%
1988		8	1.2%
1989		4	0.6%
1990		8	1.2%
1991		11	1.7%
1992		13	2.0%
1993		13	2.0%
1994		5	0.8%
1995		15	2.3%
1996		5	0.8%
1997		4	0.6%
1998		7	1.1%
1999		10	1.5%
2000		13	2.0%
2001		4	0.6%
2002		19	2.9%
2003		12	1.8%
2004		8	1.2%

# bn873y_5: Ending date (year) of activity (W2)			
Value	Label	Cases	Percentage
2005		15	<div><div></div></div> 2.3%
2006		13	<div><div></div></div> 2.0%
2007		19	<div><div></div></div> 2.9%
2008		310	<div><div></div></div> 47.3%
9997	does not know	0	
9998	refusal	0	
9999	not applicable/no response	6	
Sysmiss		2488	
Warning: these figures indicate the number of cases found in the data file. They cannot be interpreted as summary statistics of the population of interest.			
# bn873y_6: Ending date (year) of activity (W2)			
Information	[Type= discrete] [Format=numeric] [Range= 1948-2401] [Missing=*/9997/9998/9999]		
Statistics [NW/ W]	[Valid=355 /-] [Invalid=2794 /-]		
Definition	Q 803		
Literal question	When did this period of [activity] end?		
Interviewer's instructions	If currently exist, code actual date!		
Value	Label	Cases	Percentage
1962		1	<div><div></div></div> 0.3%
1965		2	<div><div></div></div> 0.6%
1967		1	<div><div></div></div> 0.3%
1968		2	<div><div></div></div> 0.6%
1969		2	<div><div></div></div> 0.6%
1971		1	<div><div></div></div> 0.3%
1973		1	<div><div></div></div> 0.3%
1974		2	<div><div></div></div> 0.6%
1975		4	<div><div></div></div> 1.1%
1976		3	<div><div></div></div> 0.8%
1977		3	<div><div></div></div> 0.8%
1979		1	<div><div></div></div> 0.3%
1980		2	<div><div></div></div> 0.6%
1981		2	<div><div></div></div> 0.6%
1984		3	<div><div></div></div> 0.8%
1985		1	<div><div></div></div> 0.3%
1986		5	<div><div></div></div> 1.4%
1987		4	<div><div></div></div> 1.1%
1988		1	<div><div></div></div> 0.3%
1989		8	<div><div></div></div> 2.3%
1990		7	<div><div></div></div> 2.0%
1991		4	<div><div></div></div> 1.1%
1992		3	<div><div></div></div> 0.8%
1993		5	<div><div></div></div> 1.4%
1994		3	<div><div></div></div> 0.8%
1995		7	<div><div></div></div> 2.0%
1996		5	<div><div></div></div> 1.4%
1997		7	<div><div></div></div> 2.0%

# bn873y_6: Ending date (year) of activity (W2)			
Value	Label	Cases	Percentage
1998		5	1.4%
1999		7	2.0%
2000		8	2.3%
2001		8	2.3%
2002		7	2.0%
2003		10	2.8%
2004		17	4.8%
2005		7	2.0%
2006		11	3.1%
2007		12	3.4%
2008		173	48.7%
9997	does not know	0	
9998	refusal	0	
9999	not applicable/no response	4	
Sysmiss		2790	
Warning: these figures indicate the number of cases found in the data file. They cannot be interpreted as summary statistics of the population of interest.			
# bn873y_7: Ending date (year) of activity (W2)			
Information	[Type= discrete] [Format=numeric] [Range= 1949-2401] [Missing=*/9997/9998/9999]		
Statistics [NW/ W]	[Valid=189 /-] [Invalid=2960 /-]		
Definition	Q 803		
Literal question	When did this period of [activity] end?		
Interviewer's instructions	If currently exist, code actual date!		
Value	Label	Cases	Percentage
1967		1	0.5%
1968		2	1.1%
1969		1	0.5%
1970		1	0.5%
1972		1	0.5%
1973		2	1.1%
1976		2	1.1%
1977		1	0.5%
1978		3	1.6%
1979		1	0.5%
1980		1	0.5%
1983		1	0.5%
1984		1	0.5%
1985		1	0.5%
1986		1	0.5%
1989		1	0.5%
1990		1	0.5%
1993		2	1.1%
1994		3	1.6%
1995		2	1.1%
1996		2	1.1%

# bn873y_7: Ending date (year) of activity (W2)			
Value	Label	Cases	Percentage
1997		3	1.6%
1998		2	1.1%
1999		2	1.1%
2000		4	2.1%
2001		5	2.6%
2002		2	1.1%
2003		3	1.6%
2004		2	1.1%
2005		5	2.6%
2006		4	2.1%
2007		3	1.6%
2008		123	65.1%
9997	does not know	0	
9998	refusal	0	
9999	not applicable/no response	3	
Sysmiss		2957	
Warning: these figures indicate the number of cases found in the data file. They cannot be interpreted as summary statistics of the population of interest.			
# bn873y_8: Ending date (year) of activity (W2)			
Information	[Type= discrete] [Format=numeric] [Range= 1952-2401] [Missing=*/9997/9998/9999]		
Statistics [NW/ W]	[Valid=71 /-] [Invalid=3078 /-]		
Definition	Q 803		
Literal question	When did this period of [activity] end?		
Interviewer's instructions	If currently exist, code actual date!		
Value	Label	Cases	Percentage
1970		1	1.4%
1972		2	2.8%
1974		1	1.4%
1975		1	1.4%
1978		1	1.4%
1979		1	1.4%
1983		1	1.4%
1985		1	1.4%
1989		1	1.4%
1990		1	1.4%
1992		2	2.8%
1995		1	1.4%
1996		1	1.4%
1997		2	2.8%
1998		2	2.8%
2000		3	4.2%
2001		2	2.8%
2002		1	1.4%
2003		3	4.2%
2004		3	4.2%



# bn873y_8: Ending date (year) of activity (W2)			
Value	Label	Cases	Percentage
2005		2	<div><div></div></div> 2.8%
2008		38	<div><div></div></div> 53.5%
9997	does not know	0	
9998	refusal	0	
9999	not applicable/no response	1	
Sysmiss		3077	
Warning: these figures indicate the number of cases found in the data file. They cannot be interpreted as summary statistics of the population of interest.			
# bn873y_9: Ending date (year) of activity (W2)			
Information	[Type= discrete] [Format=numeric] [Range= 1954-2401] [Missing=*/9997/9998/9999]		
Statistics [NW/ W]	[Valid=36 /-] [Invalid=3113 /-]		
Definition	Q 803		
Literal question	When did this period of [activity] end?		
Interviewer's instructions	If currently exist, code actual date!		
Value	Label	Cases	Percentage
1975		1	<div><div></div></div> 2.8%
1980		2	<div><div></div></div> 5.6%
1990		1	<div><div></div></div> 2.8%
1995		2	<div><div></div></div> 5.6%
2000		2	<div><div></div></div> 5.6%
2001		2	<div><div></div></div> 5.6%
2004		2	<div><div></div></div> 5.6%
2005		1	<div><div></div></div> 2.8%
2006		1	<div><div></div></div> 2.8%
2007		2	<div><div></div></div> 5.6%
2008		20	<div><div></div></div> 55.6%
9997	does not know	0	
9998	refusal	0	
9999	not applicable/no response	1	
Sysmiss		3112	
Warning: these figures indicate the number of cases found in the data file. They cannot be interpreted as summary statistics of the population of interest.			
# bn873y_10: Ending date (year) of activity (W2)			
Information	[Type= discrete] [Format=numeric] [Range= 1963-2401] [Missing=*/9997/9998/9999]		
Statistics [NW/ W]	[Valid=17 /-] [Invalid=3132 /-]		
Definition	Q 803		
Literal question	When did this period of [activity] end?		
Interviewer's instructions	If currently exist, code actual date!		
Value	Label	Cases	Percentage
1980		1	<div><div></div></div> 5.9%
1981		1	<div><div></div></div> 5.9%
2000		1	<div><div></div></div> 5.9%
2004		1	<div><div></div></div> 5.9%
2006		1	<div><div></div></div> 5.9%
2008		12	<div><div></div></div> 70.6%

# bn873y_10: Ending date (year) of activity (W2)			
Value	Label	Cases	Percentage
9997	does not know	0	
9998	refusal	0	
9999	not applicable/no response	1	
Sysmiss		3131	
<i>Warning: these figures indicate the number of cases found in the data file. They cannot be interpreted as summary statistics of the population of interest.</i>			
# bn873y_11: Ending date (year) of activity (W2)			
Information	[Type= discrete] [Format=numeric] [Range= 1964-2401] [Missing=*/9997/9998/9999]		
Statistics [NW/ W]	[Valid=5 -/] [Invalid=3144 -/]		
Definition	Q 803		
Literal question	When did this period of [activity] end?		
Interviewer's instructions	If currently exist, code actual date!		
Value	Label	Cases	Percentage
1982		1	<div></div> 20.0%
2006		2	<div></div> 40.0%
2008		2	<div></div> 40.0%
9997	does not know	0	
9998	refusal	0	
9999	not applicable/no response	1	
Sysmiss		3143	
<i>Warning: these figures indicate the number of cases found in the data file. They cannot be interpreted as summary statistics of the population of interest.</i>			
# bn873y_12: Ending date (year) of activity (W2)			
Information	[Type= discrete] [Format=numeric] [Range= 1965-2401] [Missing=*/9997/9998/9999]		
Statistics [NW/ W]	[Valid=3 -/] [Invalid=3146 -/]		
Definition	Q 803		
Literal question	When did this period of [activity] end?		
Interviewer's instructions	If currently exist, code actual date!		
Value	Label	Cases	Percentage
1983		1	<div></div> 33.3%
2008		2	<div></div> 66.7%
9997	does not know	0	
9998	refusal	0	
9999	not applicable/no response	1	
Sysmiss		3145	
<i>Warning: these figures indicate the number of cases found in the data file. They cannot be interpreted as summary statistics of the population of interest.</i>			
# b874: Intention to take a job within the next three years Respondent (not asked when c (W2)			
Information	[Type= discrete] [Format=numeric] [Range= 1-2403] [Missing=*/7/8/9]		
Statistics [NW/ W]	[Valid=1162 -/] [Invalid=1987 -/]		
Definition	Consolidated variables from Q 908, 914, 917, 920, 922 (variables b810, b818, b820, b824, b826).  Only country-specific values: - AUS: "2401 - Yes", "2402 - No", "2403 - Maybe".		
Literal question	Do you intend to take a job or start a business within the next three years?		
Notes	Generated using the following variables: - b810 (Q 908) if b801=5,		

# b874: Intention to take a job within the next three years Respondent (not asked when c (W2))			
		- b818 (Q 914) if b801=6, - b820 (Q 917) if b801=11, - b824 (Q 920) if b801=8, - b826 (Q 922) if b801=7.	
Value	Label	Cases	Percentage
1	definitely not	944	<div><div></div></div> 81.2%
2	probably not	96	<div><div></div></div> 8.3%
3	probably yes	53	<div><div></div></div> 4.6%
4	definitely yes	69	<div><div></div></div> 5.9%
2401	Yes	0	
2402	No	0	
2403	Maybe	0	
7	does not know	0	
8	refusal	0	
9	no response/not applicable	1987	
Warning: these figures indicate the number of cases found in the data file. They cannot be interpreted as summary statistics of the population of interest.			
# bn874_1: Highest reached education level (W2)			
Information	[Type= discrete] [Format=numeric] [Range= 0-2402] [Missing=*/97/98/99]		
Statistics [NW/ W]	[Valid=2708 /-] [Invalid=441 /-]		
Definition	Q 804  Country-specific additional values: - BGR: "1101 - secondary education level (all kinds)". - DEU: "1401 - still pupil", "1402 - still in training", "1403 - other education", "1404 - still pupil/still in training".  Only country-specific values: - FRA: "1501 - 0-isc97", "1502 - 1-2-isc97", "1503 - 3a- ISCED 97", "1504 - 3b-ISCED 97", "1505 - 3c- ISCED 97", "1506 - 5a-6-ISCED 97", "1507 - 5b-ISCED 97".		
Universe	If code 1 on Q 801 (variable bn871_1 ... bn871_*)		
Pre-question	Interviewer Check: - If R was employed (see 801, code 2-5) go to 805; if R was student (see 801, code 1) continue 804; - Other status: go to next spell (801)!		
Literal question	Which type of diploma or degree did you receive with these studies?		
Interviewer's instructions	Value from Card 112 [Country-specific list to be compatible with ISCED]		
Value	Label	Cases	Percentage
0	isc9d 0 - pre-primary education	0	
1	isc9d 1 - primary level	0	
2	isc9d 2 - lower secondary level	131	<div><div></div></div> 4.8%
3	isc9d 3 - upper secondary level	2099	<div><div></div></div> 77.5%
4	isc9d 4 - post secondary non-tertiary	88	<div><div></div></div> 3.2%
5	isc9d 5 - first stage of tertiary	54	<div><div></div></div> 2.0%
6	isc9d 6 - second stage of tertiary	336	<div><div></div></div> 12.4%
1101	secondary education level (all kinds)	0	
1401	still pupil	0	
1402	still in training	0	
1403	other education	0	
1404	still pupil/still in training	0	
1501	0-ISCED 97	0	
1502	1-2-ISCED 97	0	

# bn874_1: Highest reached education level (W2)			
Value	Label	Cases	Percentage
1503	3a- ISCED 97	0	
1504	3b-ISCED 97	0	
1505	3c- ISCED 97	0	
1506	5a-6-ISCED 97	0	
1507	5b-ISCED 97	0	
97	does not know	0	
98	refusal	0	
99	not applicable/no response	2	
Sysmiss		439	
Warning: these figures indicate the number of cases found in the data file. They cannot be interpreted as summary statistics of the population of interest.			

# bn874_2: Highest reached education level (W2)			
Information	[Type= discrete] [Format=numeric] [Range= 0-2402] [Missing=*/97/98/99]		
Statistics [NW/ W]	[Valid=64 /-] [Invalid=3085 /-]		
Definition	<p>Q 804</p> <p>Country-specific additional values:</p> <ul style="list-style-type: none"> <li>- BGR: "1101 - secondary education level (all kinds)".</li> <li>- DEU: "1401 - still pupil", "1402 - still in training", "1403 - other education", "1404 - still pupil/still in training".</li> </ul> <p>Only country-specific values:</p> <ul style="list-style-type: none"> <li>- FRA: "1501 - 0-iscsed97", "1502 - 1-2-iscsed97", "1503 - 3a- ISCED 97", "1504 - 3b-ISCED 97", "1505 - 3c- ISCED 97", "1506 - 5a-6-ISCED 97", "1507 - 5b-ISCED 97".</li> </ul>		
Universe	If code 1 on Q 801 (variable bn871_1 ... bn871_*)		
Pre-question	<p>Interviewer Check:</p> <ul style="list-style-type: none"> <li>- If R was employed (see 801, code 2-5) go to 805; if R was student (see 801, code 1) continue 804;</li> <li>- Other status: go to next spell (801)!</li> </ul>		
Literal question	Which type of diploma or degree did you receive with these studies?		
Interviewer's instructions	Value from Card 112 [Country-specific list to be compatible with ISCED]		
Value	Label	Cases	Percentage
0	iscsed 0 - pre-primary education	0	
1	iscsed 1 - primary level	0	
2	iscsed 2 - lower secondary level	3	4.7%
3	iscsed 3 - upper secondary level	40	62.5%
4	iscsed 4 - post secondary non-tertiary	7	10.9%
5	iscsed 5 - first stage of tertiary	6	9.4%
6	iscsed 6 - second stage of tertiary	8	12.5%
1101	secondary education level (all kinds)	0	
1401	still pupil	0	
1402	still in training	0	
1403	other education	0	
1404	still pupil/still in training	0	
1501	0-ISCED 97	0	
1502	1-2-ISCED 97	0	
1503	3a- ISCED 97	0	
1504	3b-ISCED 97	0	
1505	3c- ISCED 97	0	
1506	5a-6-ISCED 97	0	
1507	5b-ISCED 97	0	
97	does not know	0	
98	refusal	0	
99	not applicable/no response	5	
Sysmiss		3080	
Warning: these figures indicate the number of cases found in the data file. They cannot be interpreted as summary statistics of the population of interest.			
# bn874_3: Highest reached education level (W2)			
Information	[Type= discrete] [Format=numeric] [Range= 0-2402] [Missing=*/97/98/99]		
Statistics [NW/ W]	[Valid=48 /-] [Invalid=3101 /-]		
Definition	<p>Q 804</p> <p>Country-specific additional values:</p> <ul style="list-style-type: none"> <li>- BGR: "1101 - secondary education level (all kinds)".</li> </ul>		

# bn874_3: Highest reached education level (W2)			
	- DEU: "1401 - still pupil", "1402 - still in training", "1403 - other education", "1404 - still pupil/still in training".  Only country-specific values: - FRA: "1501 - 0-iscsed97", "1502 - 1-2-iscsed97", "1503 - 3a- ISCED 97", "1504 - 3b-ISCED 97", "1505 - 3c- ISCED 97", "1506 - 5a-6-ISCED 97", "1507 - 5b-ISCED 97".		
<b>Universe</b>	If code 1 on Q 801 (variable bn871_1 ... bn871_*)		
<b>Pre-question</b>	Interviewer Check: - If R was employed (see 801, code 2-5) go to 805; if R was student (see 801, code 1) continue 804; - Other status: go to next spell (801)!		
<b>Literal question</b>	Which type of diploma or degree did you receive with these studies?		
<b>Interviewer's instructions</b>	Value from Card 112 [Country-specific list to be compatible with ISCED]		
Value	Label	Cases	Percentage
0	iscsed 0 - pre-primary education	0	
1	iscsed 1 - primary level	0	
2	iscsed 2 - lower secondary level	0	
3	iscsed 3 - upper secondary level	19	39.6%
4	iscsed 4 - post secondary non-tertiary	8	16.7%
5	iscsed 5 - first stage of tertiary	0	
6	iscsed 6 - second stage of tertiary	21	43.8%
1101	secondary education level (all kinds)	0	
1401	still pupil	0	
1402	still in training	0	
1403	other education	0	
1404	still pupil/still in training	0	
1501	0-ISCED 97	0	
1502	1-2-ISCED 97	0	
1503	3a- ISCED 97	0	
1504	3b-ISCED 97	0	
1505	3c- ISCED 97	0	
1506	5a-6-ISCED 97	0	
1507	5b-ISCED 97	0	
97	does not know	0	
98	refusal	0	
99	not applicable/no response	1	
Sysmiss		3100	
<i>Warning: these figures indicate the number of cases found in the data file. They cannot be interpreted as summary statistics of the population of interest.</i>			
# bn874_4: Highest reached education level (W2)			
<b>Information</b>	[Type= discrete] [Format=numeric] [Range= 0-2402] [Missing=*/97/98/99]		
<b>Statistics [NW/ W]</b>	[Valid=9 /-] [Invalid=3140 /-]		
<b>Definition</b>	Q 804  Country-specific additional values: - BGR: "1101 - secondary education level (all kinds)". - DEU: "1401 - still pupil", "1402 - still in training", "1403 - other education", "1404 - still pupil/still in training".  Only country-specific values: - FRA: "1501 - 0-iscsed97", "1502 - 1-2-iscsed97", "1503 - 3a- ISCED 97", "1504 - 3b-ISCED 97", "1505 - 3c- ISCED 97", "1506 - 5a-6-ISCED 97", "1507 - 5b-ISCED 97".		
<b>Universe</b>	If code 1 on Q 801 (variable bn871_1 ... bn871_*)		

# bn874_4: Highest reached education level (W2)			
<b>Pre-question</b>	Interviewer Check: - If R was employed (see 801, code 2-5) go to 805; if R was student (see 801, code 1) continue 804; - Other status: go to next spell (801)!		
<b>Literal question</b>	Which type of diploma or degree did you receive with these studies?		
<b>Interviewer's instructions</b>	Value from Card 112 [Country-specific list to be compatible with ISCED]		
Value	Label	Cases	Percentage
0	iscsd 0 - pre-primary education	0	
1	iscsd 1 - primary level	0	
2	iscsd 2 - lower secondary level	0	
3	iscsd 3 - upper secondary level	3	33.3%
4	iscsd 4 - post secondary non-tertiary	0	
5	iscsd 5 - first stage of tertiary	0	
6	iscsd 6 - second stage of tertiary	6	66.7%
1101	secondary education level (all kinds)	0	
1401	still pupil	0	
1402	still in training	0	
1403	other education	0	
1404	still pupil/still in training	0	
1501	0-ISCED 97	0	
1502	1-2-ISCED 97	0	
1503	3a- ISCED 97	0	
1504	3b-ISCED 97	0	
1505	3c- ISCED 97	0	
1506	5a-6-ISCED 97	0	
1507	5b-ISCED 97	0	
97	does not know	0	
98	refusal	0	
99	not applicable/no response	0	
Sysmiss		3140	
<i>Warning: these figures indicate the number of cases found in the data file. They cannot be interpreted as summary statistics of the population of interest.</i>			
# bn874_5: Highest reached education level (W2)			
<b>Information</b>	[Type= discrete] [Format=numeric] [Range= 0-2402] [Missing=*/97/98/99]		
<b>Statistics [NW/ W]</b>	[Valid=6 /-] [Invalid=3143 /-]		
<b>Definition</b>	<p>Q 804</p> <p>Country-specific additional values: - BGR: "1101 - secondary education level (all kinds)". - DEU: "1401 - still pupil", "1402 - still in training", "1403 - other education", "1404 - still pupil/still in training".</p> <p>Only country-specific values: - FRA: "1501 - 0-iscsd97", "1502 - 1-2-iscsd97", "1503 - 3a- ISCED 97", "1504 - 3b-ISCED 97", "1505 - 3c- ISCED 97", "1506 - 5a-6-ISCED 97", "1507 - 5b-ISCED 97".</p>		
<b>Universe</b>	If code 1 on Q 801 (variable bn871_1 ... bn871_*)		
<b>Pre-question</b>	Interviewer Check: - If R was employed (see 801, code 2-5) go to 805; if R was student (see 801, code 1) continue 804; - Other status: go to next spell (801)!		
<b>Literal question</b>	Which type of diploma or degree did you receive with these studies?		
<b>Interviewer's instructions</b>	Value from Card 112 [Country-specific list to be compatible with ISCED]		

## # bn874\_5: Highest reached education level (W2)

Value	Label	Cases	Percentage
0	iscd 0 - pre-primary education	0	
1	iscd 1 - primary level	0	
2	iscd 2 - lower secondary level	0	
3	iscd 3 - upper secondary level	4	66.7%
4	iscd 4 - post secondary non-tertiary	0	
5	iscd 5 - first stage of tertiary	0	
6	iscd 6 - second stage of tertiary	2	33.3%
1101	secondary education level (all kinds)	0	
1401	still pupil	0	
1402	still in training	0	
1403	other education	0	
1404	still pupil/still in training	0	
1501	0-ISCED 97	0	
1502	1-2-ISCED 97	0	
1503	3a- ISCED 97	0	
1504	3b-ISCED 97	0	
1505	3c- ISCED 97	0	
1506	5a-6-ISCED 97	0	
1507	5b-ISCED 97	0	
97	does not know	0	
98	refusal	0	
99	not applicable/no response	0	
Sysmiss		3143	

Warning: these figures indicate the number of cases found in the data file. They cannot be interpreted as summary statistics of the population of interest.

## # bn874\_6: Highest reached education level (W2)

<b>Information</b>	[Type= discrete] [Format=numeric] [Range= 0-2402] [Missing=*/97/98/99]
<b>Statistics [NW/ W]</b>	[Valid=2 /-] [Invalid=3147 /-]
<b>Definition</b>	<p>Q 804</p> <p>Country-specific additional values:</p> <ul style="list-style-type: none"> <li>- BGR: "1101 - secondary education level (all kinds)".</li> <li>- DEU: "1401 - still pupil", "1402 - still in training", "1403 - other education", "1404 - still pupil/still in training".</li> </ul> <p>Only country-specific values:</p> <ul style="list-style-type: none"> <li>- FRA: "1501 - 0-iscd97", "1502 - 1-2-iscd97", "1503 - 3a- ISCED 97", "1504 - 3b-ISCED 97", "1505 - 3c- ISCED 97", "1506 - 5a-6-ISCED 97", "1507 - 5b-ISCED 97".</li> </ul>
<b>Universe</b>	If code 1 on Q 801 (variable bn871_1 ... bn871_*)
<b>Pre-question</b>	<p>Interviewer Check:</p> <ul style="list-style-type: none"> <li>- If R was employed (see 801, code 2-5) go to 805; if R was student (see 801, code 1) continue 804;</li> <li>- Other status: go to next spell (801)!</li> </ul>
<b>Literal question</b>	Which type of diploma or degree did you receive with these studies?
<b>Interviewer's instructions</b>	Value from Card 112 [Country-specific list to be compatible with ISCED]

Value	Label	Cases	Percentage
0	iscd 0 - pre-primary education	0	
1	iscd 1 - primary level	0	
2	iscd 2 - lower secondary level	0	
3	iscd 3 - upper secondary level	0	



# bn874_6: Highest reached education level (W2)			
Value	Label	Cases	Percentage
4	iscd 4 - post secondary non-tertiary	0	
5	iscd 5 - first stage of tertiary	1	<div><div></div></div> 50.0%
6	iscd 6 - second stage of tertiary	1	<div><div></div></div> 50.0%
1101	secondary education level (all kinds)	0	
1401	still pupil	0	
1402	still in training	0	
1403	other education	0	
1404	still pupil/still in training	0	
1501	0-ISCED 97	0	
1502	1-2-ISCED 97	0	
1503	3a- ISCED 97	0	
1504	3b-ISCED 97	0	
1505	3c- ISCED 97	0	
1506	5a-6-ISCED 97	0	
1507	5b-ISCED 97	0	
97	does not know	0	
98	refusal	0	
99	not applicable/no response	0	
Sysmiss		3147	
Warning: these figures indicate the number of cases found in the data file. They cannot be interpreted as summary statistics of the population of interest.			
# bn875_1: Full-time or part time of activity			
Information	[Type= discrete] [Format=numeric] [Range= 1-1804] [Missing=*/7/8/9]		
Statistics [NW/ W]	[Valid=374 /-] [Invalid=2775 /-]		
Definition	Q 805  - NLD, only four country-specific values: "1801-less than 12 hours", "1802-12-23 hours", "1803-24-35 hours", "1804-36 hours and more".		
Universe	If R was employed: code 2-5 on Q 801 (variable bn871_1 ... bn871_*)		
Literal question	Was it full time or part time?		
Post-question	Please list the periods when you were working part-time.		
Value	Label	Cases	Percentage
1	full-time	341	<div><div></div></div> 91.2%
2	part-time	20	<div><div></div></div> 5.3%
3	both (it changed meanwhile)	13	<div><div></div></div> 3.5%
1801	less than 12 hours	0	
1802	12-23 hours	0	
1803	24-35 hours	0	
1804	36 hours and more	0	
7	does not know	0	
8	refusal	0	
9	not applicable/no response	25	
Sysmiss		2750	
Warning: these figures indicate the number of cases found in the data file. They cannot be interpreted as summary statistics of the population of interest.			
# bn875_2: Full-time or part time of activity			
Information	[Type= discrete] [Format=numeric] [Range= 1-1804] [Missing=*/7/8/9]		

# bn875_2: Full-time or part time of activity			
Statistics [NW/ W]		[Valid=2288 /-] [Invalid=861 /-]	
Definition		Q 805  - NLD, only four country-specific values: "1801-less than 12 hours", "1802-12-23 hours", "1803-24-35 hours", "1804-36 hours and more".	
Universe		If R was employed: code 2-5 on Q 801 (variable bn871_1 ... bn871_*)	
Literal question		Was it full time or part time?	
Post-question		Please list the periods when you were working part-time.	
Value	Label	Cases	Percentage
1	full-time	2219	97.0%
2	part-time	30	1.3%
3	both (it changed meanwhile)	39	1.7%
1801	less than 12 hours	0	
1802	12-23 hours	0	
1803	24-35 hours	0	
1804	36 hours and more	0	
7	does not know	0	
8	refusal	0	
9	not applicable/no response	62	
Sysmiss		799	
Warning: these figures indicate the number of cases found in the data file. They cannot be interpreted as summary statistics of the population of interest.			
# bn875_3: Full-time or part time of activity			
Information		[Type= discrete] [Format=numeric] [Range= 1-1804] [Missing=*/7/8/9]	
Statistics [NW/ W]		[Valid=508 /-] [Invalid=2641 /-]	
Definition		Q 805  - NLD, only four country-specific values: "1801-less than 12 hours", "1802-12-23 hours", "1803-24-35 hours", "1804-36 hours and more".	
Universe		If R was employed: code 2-5 on Q 801 (variable bn871_1 ... bn871_*)	
Literal question		Was it full time or part time?	
Post-question		Please list the periods when you were working part-time.	
Value	Label	Cases	Percentage
1	full-time	491	96.7%
2	part-time	11	2.2%
3	both (it changed meanwhile)	6	1.2%
1801	less than 12 hours	0	
1802	12-23 hours	0	
1803	24-35 hours	0	
1804	36 hours and more	0	
7	does not know	0	
8	refusal	0	
9	not applicable/no response	83	
Sysmiss		2558	
Warning: these figures indicate the number of cases found in the data file. They cannot be interpreted as summary statistics of the population of interest.			
# bn875_4: Full-time or part time of activity			
Information		[Type= discrete] [Format=numeric] [Range= 1-1804] [Missing=*/7/8/9]	

# bn875_4: Full-time or part time of activity			
Statistics [NW/ W]	[Valid=801 /-] [Invalid=2348 /-]		
Definition	Q 805  - NLD, only four country-specific values: "1801-less than 12 hours", "1802-12-23 hours", "1803-24-35 hours", "1804-36 hours and more".		
Universe	If R was employed: code 2-5 on Q 801 (variable bn871_1 ... bn871_*)		
Literal question	Was it full time or part time?		
Post-question	Please list the periods when you were working part-time.		
Value	Label	Cases	Percentage
1	full-time	780	<div><div></div></div> 97.4%
2	part-time	14	<div><div></div></div> 1.7%
3	both (it changed meanwhile)	7	<div><div></div></div> 0.9%
1801	less than 12 hours	0	
1802	12-23 hours	0	
1803	24-35 hours	0	
1804	36 hours and more	0	
7	does not know	0	
8	refusal	0	
9	not applicable/no response	51	
Sysmiss		2297	
Warning: these figures indicate the number of cases found in the data file. They cannot be interpreted as summary statistics of the population of interest.			
# bn875_5: Full-time or part time of activity			
Information	[Type= discrete] [Format=numeric] [Range= 1-1804] [Missing=*/7/8/9]		
Statistics [NW/ W]	[Valid=200 /-] [Invalid=2949 /-]		
Definition	Q 805  - NLD, only four country-specific values: "1801-less than 12 hours", "1802-12-23 hours", "1803-24-35 hours", "1804-36 hours and more".		
Universe	If R was employed: code 2-5 on Q 801 (variable bn871_1 ... bn871_*)		
Literal question	Was it full time or part time?		
Post-question	Please list the periods when you were working part-time.		
Value	Label	Cases	Percentage
1	full-time	190	<div><div></div></div> 95.0%
2	part-time	9	<div><div></div></div> 4.5%
3	both (it changed meanwhile)	1	<div><div></div></div> 0.5%
1801	less than 12 hours	0	
1802	12-23 hours	0	
1803	24-35 hours	0	
1804	36 hours and more	0	
7	does not know	0	
8	refusal	0	
9	not applicable/no response	52	
Sysmiss		2897	
Warning: these figures indicate the number of cases found in the data file. They cannot be interpreted as summary statistics of the population of interest.			
# bn875_6: Full-time or part time of activity			
Information	[Type= discrete] [Format=numeric] [Range= 1-1804] [Missing=*/7/8/9]		

# bn875_6: Full-time or part time of activity			
Statistics [NW/ W]	[Valid=242 /-] [Invalid=2907 /-]		
Definition	Q 805  - NLD, only four country-specific values: "1801-less than 12 hours", "1802-12-23 hours", "1803-24-35 hours", "1804-36 hours and more".		
Universe	If R was employed: code 2-5 on Q 801 (variable bn871_1 ... bn871_*)		
Literal question	Was it full time or part time?		
Post-question	Please list the periods when you were working part-time.		
Value	Label	Cases	Percentage
1	full-time	234	96.7%
2	part-time	3	1.2%
3	both (it changed meanwhile)	5	2.1%
1801	less than 12 hours	0	
1802	12-23 hours	0	
1803	24-35 hours	0	
1804	36 hours and more	0	
7	does not know	0	
8	refusal	0	
9	not applicable/no response	24	
Sysmiss		2883	
Warning: these figures indicate the number of cases found in the data file. They cannot be interpreted as summary statistics of the population of interest.			
# bn875_7: Full-time or part time of activity			
Information	[Type= discrete] [Format=numeric] [Range= 1-1804] [Missing=*/7/8/9]		
Statistics [NW/ W]	[Valid=52 /-] [Invalid=3097 /-]		
Definition	Q 805  - NLD, only four country-specific values: "1801-less than 12 hours", "1802-12-23 hours", "1803-24-35 hours", "1804-36 hours and more".		
Universe	If R was employed: code 2-5 on Q 801 (variable bn871_1 ... bn871_*)		
Literal question	Was it full time or part time?		
Post-question	Please list the periods when you were working part-time.		
Value	Label	Cases	Percentage
1	full-time	47	90.4%
2	part-time	4	7.7%
3	both (it changed meanwhile)	1	1.9%
1801	less than 12 hours	0	
1802	12-23 hours	0	
1803	24-35 hours	0	
1804	36 hours and more	0	
7	does not know	0	
8	refusal	0	
9	not applicable/no response	25	
Sysmiss		3072	
Warning: these figures indicate the number of cases found in the data file. They cannot be interpreted as summary statistics of the population of interest.			
# bn875_8: Full-time or part time of activity			
Information	[Type= discrete] [Format=numeric] [Range= 1-1804] [Missing=*/7/8/9]		

# bn875_8: Full-time or part time of activity			
Statistics [NW/ W]	[Valid=47 /-] [Invalid=3102 /-]		
Definition	Q 805  - NLD, only four country-specific values: "1801-less than 12 hours", "1802-12-23 hours", "1803-24-35 hours", "1804-36 hours and more".		
Universe	If R was employed: code 2-5 on Q 801 (variable bn871_1 ... bn871_*)		
Literal question	Was it full time or part time?		
Post-question	Please list the periods when you were working part-time.		
Value	Label	Cases	Percentage
1	full-time	44	<div><div></div></div> 93.6%
2	part-time	2	<div><div></div></div> 4.3%
3	both (it changed meanwhile)	1	<div><div></div></div> 2.1%
1801	less than 12 hours	0	
1802	12-23 hours	0	
1803	24-35 hours	0	
1804	36 hours and more	0	
7	does not know	0	
8	refusal	0	
9	not applicable/no response	5	
Sysmiss		3097	
Warning: these figures indicate the number of cases found in the data file. They cannot be interpreted as summary statistics of the population of interest.			
# bn875_9: Full-time or part time of activity			
Information	[Type= discrete] [Format=numeric] [Range= 1-1804] [Missing=*/7/8/9]		
Statistics [NW/ W]	[Valid=13 /-] [Invalid=3136 /-]		
Definition	Q 805  - NLD, only four country-specific values: "1801-less than 12 hours", "1802-12-23 hours", "1803-24-35 hours", "1804-36 hours and more".		
Universe	If R was employed: code 2-5 on Q 801 (variable bn871_1 ... bn871_*)		
Literal question	Was it full time or part time?		
Post-question	Please list the periods when you were working part-time.		
Value	Label	Cases	Percentage
1	full-time	12	<div><div></div></div> 92.3%
2	part-time	0	
3	both (it changed meanwhile)	1	<div><div></div></div> 7.7%
1801	less than 12 hours	0	
1802	12-23 hours	0	
1803	24-35 hours	0	
1804	36 hours and more	0	
7	does not know	0	
8	refusal	0	
9	not applicable/no response	6	
Sysmiss		3130	
Warning: these figures indicate the number of cases found in the data file. They cannot be interpreted as summary statistics of the population of interest.			
# bn875_10: Full-time or part time of activity			
Information	[Type= discrete] [Format=numeric] [Range= 1-1804] [Missing=*/7/8/9]		

# bn875_10: Full-time or part time of activity			
Statistics [NW/ W]	[Valid=9 /-] [Invalid=3140 /-]		
Definition	Q 805  - NLD, only four country-specific values: "1801-less than 12 hours", "1802-12-23 hours", "1803-24-35 hours", "1804-36 hours and more".		
Universe	If R was employed: code 2-5 on Q 801 (variable bn871_1 ... bn871_*)		
Literal question	Was it full time or part time?		
Post-question	Please list the periods when you were working part-time.		
Value	Label	Cases	Percentage
1	full-time	7	77.8%
2	part-time	2	22.2%
3	both (it changed meanwhile)	0	
1801	less than 12 hours	0	
1802	12-23 hours	0	
1803	24-35 hours	0	
1804	36 hours and more	0	
7	does not know	0	
8	refusal	0	
9	not applicable/no response	2	
Sysmiss		3138	
Warning: these figures indicate the number of cases found in the data file. They cannot be interpreted as summary statistics of the population of interest.			
# bn875_11: Full-time or part time of activity			
Information	[Type= discrete] [Format=numeric] [Range= 1-1804] [Missing=*/7/8/9]		
Statistics [NW/ W]	[Valid=4 /-] [Invalid=3145 /-]		
Definition	Q 805  - NLD, only four country-specific values: "1801-less than 12 hours", "1802-12-23 hours", "1803-24-35 hours", "1804-36 hours and more".		
Universe	If R was employed: code 2-5 on Q 801 (variable bn871_1 ... bn871_*)		
Literal question	Was it full time or part time?		
Post-question	Please list the periods when you were working part-time.		
Value	Label	Cases	Percentage
1	full-time	3	75.0%
2	part-time	1	25.0%
3	both (it changed meanwhile)	0	
1801	less than 12 hours	0	
1802	12-23 hours	0	
1803	24-35 hours	0	
1804	36 hours and more	0	
7	does not know	0	
8	refusal	0	
9	not applicable/no response	1	
Sysmiss		3144	
Warning: these figures indicate the number of cases found in the data file. They cannot be interpreted as summary statistics of the population of interest.			
# bn875_12: Full-time or part time of activity			
Information	[Type= discrete] [Format=numeric] [Range= 1-1804] [Missing=*/7/8/9]		

# bn875_12: Full-time or part time of activity			
Statistics [NW/ W]	[Valid=3 /-] [Invalid=3146 /-]		
Definition	Q 805  - NLD, only four country-specific values: "1801-less than 12 hours", "1802-12-23 hours", "1803-24-35 hours", "1804-36 hours and more".		
Universe	If R was employed: code 2-5 on Q 801 (variable bn871_1 ... bn871_*)		
Literal question	Was it full time or part time?		
Post-question	Please list the periods when you were working part-time.		
Value	Label	Cases	Percentage
1	full-time	2	66.7%
2	part-time	1	33.3%
3	both (it changed meanwhile)	0	
1801	less than 12 hours	0	
1802	12-23 hours	0	
1803	24-35 hours	0	
1804	36 hours and more	0	
7	does not know	0	
8	refusal	0	
9	not applicable/no response	0	
Sysmiss		3146	
Warning: these figures indicate the number of cases found in the data file. They cannot be interpreted as summary statistics of the population of interest.			
# bn876m_1: Starting date (month) of part time			
Information	[Type= discrete] [Format=numeric] [Range= 1-2401] [Missing=*/97/98/99]		
Statistics [NW/ W]	[Valid=9 /-] [Invalid=3140 /-]		
Definition	Q 806  FRA, one additional value "1501-winter".		
Universe	If code 3 on Q 805 (variable bn875_1 ... bn875_*)		
Literal question	When did the first/next period of part time work start?		
Value	Label	Cases	Percentage
1	January	0	
2	February	0	
3	March	0	
4	April	1	11.1%
5	May	0	
6	June	1	11.1%
7	July	1	11.1%
8	August	2	22.2%
9	September	2	22.2%
10	October	0	
11	November	0	
12	December	0	
21	winter months at the beginning of the year (January, February)	0	
22	spring	0	
23	summer	2	22.2%
24	autumn	0	

# bn876m_1: Starting date (month) of part time			
Value	Label	Cases	Percentage
25	winter at the end of the year (December)	0	
1501	winter	0	
97	does not know	0	
98	refusal	0	
99	not applicable/no response	4	
Sysmiss		3136	
Warning: these figures indicate the number of cases found in the data file. They cannot be interpreted as summary statistics of the population of interest.			
# bn876m_2: Starting date (month) of part time			
Information	[Type= discrete] [Format=numeric] [Range= 1-2401] [Missing=*/97/98/99]		
Statistics [NW/ W]	[Valid=29 /-] [Invalid=3120 /-]		
Definition	Q 806  FRA, one additional value "1501-winter".		
Universe	If code 3 on Q 805 (variable bn875_1 ... bn875_*)		
Literal question	When did the first/next period of part time work start?		
Notes	Taken from Question 806		
Value	Label	Cases	Percentage
1	January	3	<div></div> 10.3%
2	February	3	<div></div> 10.3%
3	March	3	<div></div> 10.3%
4	April	0	
5	May	1	<div></div> 3.4%
6	June	2	<div></div> 6.9%
7	July	1	<div></div> 3.4%
8	August	0	
9	September	6	<div></div> 20.7%
10	October	3	<div></div> 10.3%
11	November	2	<div></div> 6.9%
12	December	0	
21	winter months at the beginning of the year (January, February)	0	
22	spring	0	
23	summer	3	<div></div> 10.3%
24	autumn	2	<div></div> 6.9%
25	winter at the end of the year (December)	0	
1501	winter	0	
97	does not know	0	
98	refusal	0	
99	not applicable/no response	10	
Sysmiss		3110	
Warning: these figures indicate the number of cases found in the data file. They cannot be interpreted as summary statistics of the population of interest.			
# bn876m_3: Starting date (month) of part time			
Information	[Type= discrete] [Format=numeric] [Range= 1-2401] [Missing=*/97/98/99]		
Statistics [NW/ W]	[Valid=3 /-] [Invalid=3146 /-]		
Definition	Q 806		



# bn876m_3: Starting date (month) of part time			
	FRA, one additional value "1501-winter".		
Universe	If code 3 on Q 805 (variable bn875_1 ... bn875_*)		
Literal question	When did the first/next period of part time work start?		
Notes	Taken from Question 806		
Value	Label	Cases	Percentage
1	January	1	33.3%
2	February	0	
3	March	1	33.3%
4	April	0	
5	May	0	
6	June	0	
7	July	1	33.3%
8	August	0	
9	September	0	
10	October	0	
11	November	0	
12	December	0	
21	winter months at the beginning of the year (January, February)	0	
22	spring	0	
23	summer	0	
24	autumn	0	
25	winter at the end of the year (December)	0	
1501	winter	0	
97	does not know	0	
98	refusal	0	
99	not applicable/no response	3	
Sysmiss		3143	
Warning: these figures indicate the number of cases found in the data file. They cannot be interpreted as summary statistics of the population of interest.			
# bn876m_4: Starting date (month) of part time			
Information	[Type= discrete] [Format=numeric] [Range= 1-2401] [Missing=*/97/98/99]		
Statistics [NW/ W]	[Valid=6 /-] [Invalid=3143 /-]		
Definition	Q 806 FRA, one additional value "1501-winter".		
Universe	If code 3 on Q 805 (variable bn875_1 ... bn875_*)		
Literal question	When did the first/next period of part time work start?		
Notes	Taken from Question 806		
Value	Label	Cases	Percentage
1	January	0	
2	February	2	33.3%
3	March	0	
4	April	1	16.7%
5	May	0	
6	June	0	

# bn876m_4: Starting date (month) of part time			
Value	Label	Cases	Percentage
7	July	1	16.7%
8	August	0	
9	September	1	16.7%
10	October	0	
11	November	0	
12	December	0	
21	winter months at the beginning of the year (January, February)	0	
22	spring	0	
23	summer	1	16.7%
24	autumn	0	
25	winter at the end of the year (December)	0	
1501	winter	0	
97	does not know	0	
98	refusal	0	
99	not applicable/no response	1	
Sysmiss		3142	
Warning: these figures indicate the number of cases found in the data file. They cannot be interpreted as summary statistics of the population of interest.			
# bn876m_5: Starting date (month) of part time			
Information	[Type= continuous] [Format=numeric] [Range= 1-2401] [Missing=*/97/98/99]		
Statistics [NW/ W]	[Valid=0 /-] [Invalid=3149 /-]		
Definition	Q 806  FRA, one additional value "1501-winter".		
Universe	If code 3 on Q 805 (variable bn875_1 ... bn875_*)		
Literal question	When did the first/next period of part time work start?		
Notes	Taken from Question 806		
Value	Label	Cases	Percentage
1	January	0	
2	February	0	
3	March	0	
4	April	0	
5	May	0	
6	June	0	
7	July	0	
8	August	0	
9	September	0	
10	October	0	
11	November	0	
12	December	0	
21	winter months at the beginning of the year (January, February)	0	
22	spring	0	
23	summer	0	
24	autumn	0	
25	winter at the end of the year (December)	0	

# bn876m_5: Starting date (month) of part time			
Value	Label	Cases	Percentage
1501	winter	0	
97	does not know	0	
98	refusal	0	
99	not applicable/no response	1	
<i>Warning: these figures indicate the number of cases found in the data file. They cannot be interpreted as summary statistics of the population of interest.</i>			
# bn876m_6: Starting date (month) of part time			
Information	[Type= discrete] [Format=numeric] [Range= 1-2401] [Missing=*/97/98/99]		
Statistics [NW/ W]	[Valid=3 /-] [Invalid=3146 /-]		
Definition	Q 806  FRA, one additional value "1501-winter".		
Universe	If code 3 on Q 805 (variable bn875_1 ... bn875_*)		
Literal question	When did the first/next period of part time work start?		
Notes	Taken from Question 806		
Value	Label	Cases	Percentage
1	January	0	
2	February	0	
3	March	0	
4	April	1	33.3%
5	May	0	
6	June	0	
7	July	0	
8	August	0	
9	September	0	
10	October	1	33.3%
11	November	1	33.3%
12	December	0	
21	winter months at the beginning of the year (January, February)	0	
22	spring	0	
23	summer	0	
24	autumn	0	
25	winter at the end of the year (December)	0	
1501	winter	0	
97	does not know	0	
98	refusal	0	
99	not applicable/no response	2	
Sysmiss		3144	
<i>Warning: these figures indicate the number of cases found in the data file. They cannot be interpreted as summary statistics of the population of interest.</i>			
# bn876m_7: Starting date (month) of part time			
Information	[Type= continuous] [Format=numeric] [Range= 1-2401] [Missing=*/97/98/99]		
Statistics [NW/ W]	[Valid=0 /-] [Invalid=3149 /-]		
Definition	Q 806  FRA, one additional value "1501-winter".		

# bn876m_7: Starting date (month) of part time			
<b>Universe</b>		If code 3 on Q 805 (variable bn875_1 ... bn875_*)	
<b>Literal question</b>		When did the first/next period of part time work start?	
<b>Notes</b>		Taken from Question 806	
Value	Label	Cases	Percentage
1	January	0	
2	February	0	
3	March	0	
4	April	0	
5	May	0	
6	June	0	
7	July	0	
8	August	0	
9	September	0	
10	October	0	
11	November	0	
12	December	0	
21	winter months at the beginning of the year (January, February)	0	
22	spring	0	
23	summer	0	
24	autumn	0	
25	winter at the end of the year (December)	0	
1501	winter	0	
97	does not know	0	
98	refusal	0	
99	not applicable/no response	1	
<i>Warning: these figures indicate the number of cases found in the data file. They cannot be interpreted as summary statistics of the population of interest.</i>			
# bn876m_8: Starting date (month) of part time			
<b>Information</b>		[Type= discrete] [Format=numeric] [Range= 1-2401] [Missing=*/97/98/99]	
<b>Statistics [NW/ W]</b>		[Valid=1 /-] [Invalid=3148 /-]	
<b>Definition</b>		Q 806  FRA, one additional value "1501-winter".	
<b>Universe</b>		If code 3 on Q 805 (variable bn875_1 ... bn875_*)	
<b>Literal question</b>		When did the first/next period of part time work start?	
<b>Notes</b>		Taken from Question 806	
Value	Label	Cases	Percentage
1	January	0	
2	February	0	
3	March	0	
4	April	0	
5	May	0	
6	June	0	
7	July	0	
8	August	0	
9	September	1	100.0%

# bn876m_8: Starting date (month) of part time			
Value	Label	Cases	Percentage
10	October	0	<div></div>
11	November	0	
12	December	0	
21	winter months at the beginning of the year (January, February)	0	
22	spring	0	
23	summer	0	
24	autumn	0	
25	winter at the end of the year (December)	0	
1501	winter	0	
97	does not know	0	
98	refusal	0	
99	not applicable/no response	0	
Sysmiss		3148	
Warning: these figures indicate the number of cases found in the data file. They cannot be interpreted as summary statistics of the population of interest.			
# bn876m_9: Starting date (month) of part time			
Information	[Type= continuous] [Format=numeric] [Range= 1-2401] [Missing=*/97/98/99]		
Statistics [NW/ W]	[Valid=1 /-] [Invalid=3148 /-]		
Definition	Q 806  FRA, one additional value "1501-winter".		
Universe	If code 3 on Q 805 (variable bn875_1 ... bn875_*)		
Literal question	When did the first/next period of part time work start?		
Notes	Taken from Question 806		
Value	Label	Cases	Percentage
1	January	0	<div><div></div>100.0%</div>
2	February	0	
3	March	0	
4	April	0	
5	May	0	
6	June	0	
7	July	0	
8	August	0	
9	September	0	
10	October	1	
11	November	0	
12	December	0	
21	winter months at the beginning of the year (January, February)	0	
22	spring	0	
23	summer	0	
24	autumn	0	
25	winter at the end of the year (December)	0	
1501	winter	0	
97	does not know	0	
98	refusal	0	

# bn876m_9: Starting date (month) of part time			
Value	Label	Cases	Percentage
99	not applicable/no response	0	
<i>Warning: these figures indicate the number of cases found in the data file. They cannot be interpreted as summary statistics of the population of interest.</i>			
# bn876y_1: Starting date (year) of part time			
Information	[Type= continuous] [Format=numeric] [Range= 1943-2401] [Missing=*/9997/9998/9999]		
Statistics [NW/ W]	[Valid=10 /-] [Invalid=3139 /-]		
Definition	Q 806		
Universe	If code 3 on Q 805 (variable bn875_1 ... bn875_*)		
Literal question	When did the first/next period of part time work start?		
Post-question	Please list the periods when you were working part-time.		
Value	Label	Cases	Percentage
9997	does not know	0	
9998	refusal	0	
9999	not applicable/no response	3	
<i>Warning: these figures indicate the number of cases found in the data file. They cannot be interpreted as summary statistics of the population of interest.</i>			
# bn876y_2: Starting date (year) of part time			
Information	[Type= continuous] [Format=numeric] [Range= 1970-2401] [Missing=*/9997/9998/9999]		
Statistics [NW/ W]	[Valid=33 /-] [Invalid=3116 /-]		
Definition	Q 806		
Universe	If code 3 on Q 805 (variable bn875_1 ... bn875_*)		
Literal question	When did the first/next period of part time work start?		
Post-question	Please list the periods when you were working part-time.		
Value	Label	Cases	Percentage
9997	does not know	0	
9998	refusal	0	
9999	not applicable/no response	6	
<i>Warning: these figures indicate the number of cases found in the data file. They cannot be interpreted as summary statistics of the population of interest.</i>			
# bn876y_3: Starting date (year) of part time			
Information	[Type= continuous] [Format=numeric] [Range= 1991-2401] [Missing=*/9997/9998/9999]		
Statistics [NW/ W]	[Valid=3 /-] [Invalid=3146 /-]		
Definition	Q 806		
Universe	If code 3 on Q 805 (variable bn875_1 ... bn875_*)		
Literal question	When did the first/next period of part time work start?		
Post-question	Please list the periods when you were working part-time.		
Value	Label	Cases	Percentage
9997	does not know	0	
9998	refusal	0	
9999	not applicable/no response	3	
<i>Warning: these figures indicate the number of cases found in the data file. They cannot be interpreted as summary statistics of the population of interest.</i>			
# bn876y_4: Starting date (year) of part time			
Information	[Type= continuous] [Format=numeric] [Range= 1971-2401] [Missing=*/9997/9998/9999]		
Statistics [NW/ W]	[Valid=6 /-] [Invalid=3143 /-]		

# bn876y_4: Starting date (year) of part time			
<b>Definition</b>	Q 806		
<b>Universe</b>	If code 3 on Q 805 (variable bn875_1 ... bn875_*)		
<b>Literal question</b>	When did the first/next period of part time work start?		
<b>Post-question</b>	Please list the periods when you were working part-time.		
Value	Label	Cases	Percentage
9997	does not know	0	
9998	refusal	0	
9999	not applicable/no response	1	
<i>Warning: these figures indicate the number of cases found in the data file. They cannot be interpreted as summary statistics of the population of interest.</i>			
# bn876y_5: Starting date (year) of part time			
<b>Information</b>	[Type= continuous] [Format=numeric] [Range= 2401-2401] [Missing=*/9997/9998/9999]		
<b>Statistics [NW/ W]</b>	[Valid=0 -/] [Invalid=3149 -/]		
<b>Definition</b>	Q 806		
<b>Universe</b>	If code 3 on Q 805 (variable bn875_1 ... bn875_*)		
<b>Literal question</b>	When did the first/next period of part time work start?		
<b>Post-question</b>	Please list the periods when you were working part-time.		
Value	Label	Cases	Percentage
9997	does not know	0	
9998	refusal	0	
9999	not applicable/no response	1	
<i>Warning: these figures indicate the number of cases found in the data file. They cannot be interpreted as summary statistics of the population of interest.</i>			
# bn876y_6: Starting date (year) of part time			
<b>Information</b>	[Type= continuous] [Format=numeric] [Range= 1979-2401] [Missing=*/9997/9998/9999]		
<b>Statistics [NW/ W]</b>	[Valid=5 -/] [Invalid=3144 -/]		
<b>Definition</b>	Q 806		
<b>Universe</b>	If code 3 on Q 805 (variable bn875_1 ... bn875_*)		
<b>Literal question</b>	When did the first/next period of part time work start?		
<b>Post-question</b>	Please list the periods when you were working part-time.		
Value	Label	Cases	Percentage
9997	does not know		
9998	refusal		
9999	not applicable/no response		
<i>Warning: these figures indicate the number of cases found in the data file. They cannot be interpreted as summary statistics of the population of interest.</i>			
# bn876y_7: Starting date (year) of part time			
<b>Information</b>	[Type= continuous] [Format=numeric] [Range= 1986-2401] [Missing=*/9997/9998/9999]		
<b>Statistics [NW/ W]</b>	[Valid=1 -/] [Invalid=3148 -/]		
<b>Definition</b>	Q 806		
<b>Universe</b>	If code 3 on Q 805 (variable bn875_1 ... bn875_*)		
<b>Literal question</b>	When did the first/next period of part time work start?		
<b>Post-question</b>	Please list the periods when you were working part-time.		

# bn876y_7: Starting date (year) of part time			
Value	Label	Cases	Percentage
9997	does not know		
9998	refusal		
9999	not applicable/no response		
<i>Warning: these figures indicate the number of cases found in the data file. They cannot be interpreted as summary statistics of the population of interest.</i>			
# bn876y_8: Starting date (year) of part time			
Information	[Type= continuous] [Format=numeric] [Range= 1968-2401] [Missing=*/9997/9998/9999]		
Statistics [NW/ W]	[Valid=1 -/] [Invalid=3148 -/]		
Definition	Q 806		
Universe	If code 3 on Q 805 (variable bn875_1 ... bn875_*)		
Literal question	When did the first/next period of part time work start?		
Post-question	Please list the periods when you were working part-time.		
Value	Label	Cases	Percentage
9997	does not know		
9998	refusal		
9999	not applicable/no response		
<i>Warning: these figures indicate the number of cases found in the data file. They cannot be interpreted as summary statistics of the population of interest.</i>			
# bn876y_9: Starting date (year) of part time			
Information	[Type= continuous] [Format=numeric] [Range= 2004-2401] [Missing=*/9997/9998/9999]		
Statistics [NW/ W]	[Valid=1 -/] [Invalid=3148 -/]		
Definition	Q 806		
Universe	If code 3 on Q 805 (variable bn875_1 ... bn875_*)		
Literal question	When did the first/next period of part time work start?		
Post-question	Please list the periods when you were working part-time.		
Value	Label	Cases	Percentage
9997	does not know		
9998	refusal		
9999	not applicable/no response		
<i>Warning: these figures indicate the number of cases found in the data file. They cannot be interpreted as summary statistics of the population of interest.</i>			
# bn876_1AgeR: R's age at the start of part time			
Information	[Type= continuous] [Format=numeric] [Range= 14-9999] [Missing=*/997/998/999]		
Statistics [NW/ W]	[Valid=10 -/] [Invalid=3139 -/]		
Definition	Derived variable from Q 806		
Universe	If code 3 on Q 805 (variable bn875_1 ... bn875_*)		
Literal question	When did the first/next period of part time work start?		
Notes	R's time of birth was deducted from HH grid. If information on the month of birth / month when started part time was missing, a 6 (june) was used in the calculation. Values 21-25 for month values are converted in the followig way: "Beginning of the Year" = "January-February"; "Spring" = "May"; "Summer" = "August"; "Autumn" = "October"; "End of Year" = "December".		
Value	Label	Cases	Percentage
997	does not know	0	
998	refusal	0	
999	not applicable/no response	3	



# bn876_1AgeR: R's age at the start of part time			
<i>Warning: these figures indicate the number of cases found in the data file. They cannot be interpreted as summary statistics of the population of interest.</i>			
# bn876_2AgeR: R's age at the start of part time			
Information	[Type= continuous] [Format=numeric] [Range= 17-9999] [Missing=*/997/998/999]		
Statistics [NW/ W]	[Valid=33 /-] [Invalid=3116 /-]		
Definition	Derived variable from Q 806		
Universe	If code 3 on Q 805 (variable bn875_1 ... bn875_*)		
Literal question	When did the first/next period of part time work start?		
Notes	R's time of birth was deducted from HH grid. If information on the month of birth / month when started part time was missing, a 6 (june) was used in the calculation. Values 21-25 for month values are converted in the followig way: "Beginning of the Year" = "January-February"; "Spring" = "May"; "Summer" = "August"; "Autumn" = "October"; "End of Year" = "December".		
Value	Label	Cases	Percentage
997	does not know	0	
998	refusal	0	
999	not applicable/no response	6	
<i>Warning: these figures indicate the number of cases found in the data file. They cannot be interpreted as summary statistics of the population of interest.</i>			
# bn876_3AgeR: R's age at the start of part time			
Information	[Type= continuous] [Format=numeric] [Range= 20-9999] [Missing=*/997/998/999]		
Statistics [NW/ W]	[Valid=3 /-] [Invalid=3146 /-]		
Definition	Derived variable from Q 806		
Universe	If code 3 on Q 805 (variable bn875_1 ... bn875_*)		
Literal question	When did the first/next period of part time work start?		
Notes	R's time of birth was deducted from HH grid. If information on the month of birth / month when started part time was missing, a 6 (june) was used in the calculation. Values 21-25 for month values are converted in the followig way: "Beginning of the Year" = "January-February"; "Spring" = "May"; "Summer" = "August"; "Autumn" = "October"; "End of Year" = "December".		
Value	Label	Cases	Percentage
997	does not know	0	
998	refusal	0	
999	not applicable/no response	3	
<i>Warning: these figures indicate the number of cases found in the data file. They cannot be interpreted as summary statistics of the population of interest.</i>			
# bn876_4AgeR: R's age at the start of part time			
Information	[Type= continuous] [Format=numeric] [Range= 27-9999] [Missing=*/997/998/999]		
Statistics [NW/ W]	[Valid=6 /-] [Invalid=3143 /-]		
Definition	Derived variable from Q 806		
Universe	If code 3 on Q 805 (variable bn875_1 ... bn875_*)		
Literal question	When did the first/next period of part time work start?		
Notes	R's time of birth was deducted from HH grid. If information on the month of birth / month when started part time was missing, a 6 (june) was used in the calculation. Values 21-25 for month values are converted in the followig way: "Beginning of the Year" = "January-February"; "Spring" = "May"; "Summer" = "August"; "Autumn" = "October"; "End of Year" = "December".		
Value	Label	Cases	Percentage
997	does not know	0	
998	refusal	0	
999	not applicable/no response	1	

# bn876_4AgeR: R's age at the start of part time			
<i>Warning: these figures indicate the number of cases found in the data file. They cannot be interpreted as summary statistics of the population of interest.</i>			
# bn876_5AgeR: R's age at the start of part time			
Information	[Type= continuous] [Format=numeric] [Range= 97-9999] [Missing=*/997/998/999]		
Statistics [NW/ W]	[Valid=0 -/] [Invalid=3149 -/]		
Definition	Derived variable from Q 806		
Universe	If code 3 on Q 805 (variable bn875_1 ... bn875_*)		
Literal question	When did the first/next period of part time work start?		
Notes	R's time of birth was deducted from HH grid. If information on the month of birth / month when started part time was missing, a 6 (june) was used in the calculation. Values 21-25 for month values are converted in the followig way: "Beginning of the Year" = "January-February"; "Spring" = "May"; "Summer" = "August"; "Autumn" = "October"; "End of Year" = "December".		
Value	Label	Cases	Percentage
997	does not know	0	
998	refusal	0	
999	not applicable/no response	1	
<i>Warning: these figures indicate the number of cases found in the data file. They cannot be interpreted as summary statistics of the population of interest.</i>			
# bn876_6AgeR: R's age at the start of part time			
Information	[Type= continuous] [Format=numeric] [Range= 28-9999] [Missing=*/997/998/999]		
Statistics [NW/ W]	[Valid=5 -/] [Invalid=3144 -/]		
Definition	Derived variable from Q 806		
Universe	If code 3 on Q 805 (variable bn875_1 ... bn875_*)		
Literal question	When did the first/next period of part time work start?		
Notes	R's time of birth was deducted from HH grid. If information on the month of birth / month when started part time was missing, a 6 (june) was used in the calculation. Values 21-25 for month values are converted in the followig way: "Beginning of the Year" = "January-February"; "Spring" = "May"; "Summer" = "August"; "Autumn" = "October"; "End of Year" = "December".		
Value	Label	Cases	Percentage
997	does not know		
998	refusal		
999	not applicable/no response		
<i>Warning: these figures indicate the number of cases found in the data file. They cannot be interpreted as summary statistics of the population of interest.</i>			
# bn876_7AgeR: R's age at the start of part time			
Information	[Type= continuous] [Format=numeric] [Range= 36-9999] [Missing=*/997/998/999]		
Statistics [NW/ W]	[Valid=1 -/] [Invalid=3148 -/]		
Definition	Derived variable from Q 806		
Universe	If code 3 on Q 805 (variable bn875_1 ... bn875_*)		
Literal question	When did the first/next period of part time work start?		
Notes	R's time of birth was deducted from HH grid. If information on the month of birth / month when started part time was missing, a 6 (june) was used in the calculation. Values 21-25 for month values are converted in the followig way: "Beginning of the Year" = "January-February"; "Spring" = "May"; "Summer" = "August"; "Autumn" = "October"; "End of Year" = "December".		
Value	Label	Cases	Percentage
997	does not know		
998	refusal		
999	not applicable/no response		

# bn876_7AgeR: R's age at the start of part time			
<i>Warning: these figures indicate the number of cases found in the data file. They cannot be interpreted as summary statistics of the population of interest.</i>			
# bn876_8AgeR: R's age at the start of part time			
Information	[Type= continuous] [Format=numeric] [Range= 34-9999] [Missing=*/997/998/999]		
Statistics [NW/ W]	[Valid=1 /-] [Invalid=3148 /-]		
Definition	Derived variable from Q 806		
Universe	If code 3 on Q 805 (variable bn875_1 ... bn875_*)		
Literal question	When did the first/next period of part time work start?		
Notes	R's time of birth was deducted from HH grid. If information on the month of birth / month when started part time was missing, a 6 (june) was used in the calculation. Values 21-25 for month values are converted in the followig way: "Beginning of the Year" = "January-February"; "Spring" = "May"; "Summer" = "August"; "Autumn" = "October"; "End of Year" = "December".		
Value	Label	Cases	Percentage
997	does not know		
998	refusal		
999	not applicable/no response		
<i>Warning: these figures indicate the number of cases found in the data file. They cannot be interpreted as summary statistics of the population of interest.</i>			
# bn876_9AgeR: R's age at the start of part time			
Information	[Type= continuous] [Format=numeric] [Range= 50-9999] [Missing=*/997/998/999]		
Statistics [NW/ W]	[Valid=1 /-] [Invalid=3148 /-]		
Definition	Derived variable from Q 806		
Universe	If code 3 on Q 805 (variable bn875_1 ... bn875_*)		
Literal question	When did the first/next period of part time work start?		
Notes	R's time of birth was deducted from HH grid. If information on the month of birth / month when started part time was missing, a 6 (june) was used in the calculation. Values 21-25 for month values are converted in the followig way: "Beginning of the Year" = "January-February"; "Spring" = "May"; "Summer" = "August"; "Autumn" = "October"; "End of Year" = "December".		
Value	Label	Cases	Percentage
997	does not know		
998	refusal		
999	not applicable/no response		
<i>Warning: these figures indicate the number of cases found in the data file. They cannot be interpreted as summary statistics of the population of interest.</i>			
# bn877m_1: Ending date (month) of part time			
Information	[Type= discrete] [Format=numeric] [Range= 1-2401] [Missing=*/97/98/99]		
Statistics [NW/ W]	[Valid=9 /-] [Invalid=3140 /-]		
Definition	Q 807		
Universe	If code 3 on Q 805 (variable bn875_1 ... bn875_*)		
Literal question	When did this period of part time work end?		
Value	Label	Cases	Percentage
1	January	0	
2	February	0	
3	March	0	
4	April	1	11.1%
5	May	0	
6	June	2	22.2%

# bn877m_1: Ending date (month) of part time				
Value	Label	Cases	Percentage	
7	July	1	<div></div>	11.1%
8	August	0		
9	September	1	<div></div>	11.1%
10	October	1	<div></div>	11.1%
11	November	0		
12	December	0		
21	winter months at the beginning of the year (January, February)	0		
22	spring	2	<div></div>	22.2%
23	summer	1	<div></div>	11.1%
24	autumn	0		
25	winter at the end of the year (December)	0		
1501	winter	0		
97	does not know	0		
98	refusal	0		
99	not applicable/no response	4		
Sysmiss		3136		
Warning: these figures indicate the number of cases found in the data file. They cannot be interpreted as summary statistics of the population of interest.				
# bn877m_2: Ending date (month) of part time				
Information	[Type= discrete] [Format=numeric] [Range= 1-2401] [Missing=*/97/98/99]			
Statistics [NW/ W]	[Valid=26 /-] [Invalid=3123 /-]			
Definition	Q 807			
Universe	If code 3 on Q 805 (variable bn875_1 ... bn875_*)			
Literal question	When did this period of part time work end?			
Value	Label	Cases	Percentage	
1	January	1	<div></div>	3.8%
2	February	2	<div></div>	7.7%
3	March	4	<div></div>	15.4%
4	April	2	<div></div>	7.7%
5	May	5	<div></div>	19.2%
6	June	1	<div></div>	3.8%
7	July	0		
8	August	2	<div></div>	7.7%
9	September	1	<div></div>	3.8%
10	October	1	<div></div>	3.8%
11	November	1	<div></div>	3.8%
12	December	3	<div></div>	11.5%
21	winter months at the beginning of the year (January, February)	0		
22	spring	0		
23	summer	3	<div></div>	11.5%
24	autumn	0		
25	winter at the end of the year (December)	0		
1501	winter	0		
97	does not know	0		
98	refusal	0		

# bn877m_2: Ending date (month) of part time			
Value	Label	Cases	Percentage
99	not applicable/no response	13	
Sysmiss		3110	
Warning: these figures indicate the number of cases found in the data file. They cannot be interpreted as summary statistics of the population of interest.			
# bn877m_3: Ending date (month) of part time			
Information	[Type= discrete] [Format=numeric] [Range= 1-2401] [Missing=*/97/98/99]		
Statistics [NW/ W]	[Valid=3 /-] [Invalid=3146 /-]		
Definition	Q 807		
Universe	If code 3 on Q 805 (variable bn875_1 ... bn875_*)		
Literal question	When did this period of part time work end?		
Value	Label	Cases	Percentage
1	January	1	33.3%
2	February	0	
3	March	0	
4	April	0	
5	May	0	
6	June	0	
7	July	0	
8	August	0	
9	September	1	33.3%
10	October	0	
11	November	0	
12	December	1	33.3%
21	winter months at the beginning of the year (January, February)	0	
22	spring	0	
23	summer	0	
24	autumn	0	
25	winter at the end of the year (December)	0	
1501	winter	0	
97	does not know	0	
98	refusal	0	
99	not applicable/no response	3	
Sysmiss		3143	
Warning: these figures indicate the number of cases found in the data file. They cannot be interpreted as summary statistics of the population of interest.			
# bn877m_4: Ending date (month) of part time			
Information	[Type= discrete] [Format=numeric] [Range= 1-2401] [Missing=*/97/98/99]		
Statistics [NW/ W]	[Valid=5 /-] [Invalid=3144 /-]		
Definition	Q 807		
Universe	If code 3 on Q 805 (variable bn875_1 ... bn875_*)		
Literal question	When did this period of part time work end?		
Value	Label	Cases	Percentage
1	January	1	20.0%
2	February	0	
3	March	0	

# bn877m_4: Ending date (month) of part time			
Value	Label	Cases	Percentage
4	April	1	20.0%
5	May	0	
6	June	0	
7	July	1	20.0%
8	August	0	
9	September	0	
10	October	1	20.0%
11	November	0	
12	December	1	20.0%
21	winter months at the beginning of the year (January, February)	0	
22	spring	0	
23	summer	0	
24	autumn	0	
25	winter at the end of the year (December)	0	
1501	winter	0	
97	does not know	0	
98	refusal	0	
99	not applicable/no response	2	
Sysmiss		3142	
Warning: these figures indicate the number of cases found in the data file. They cannot be interpreted as summary statistics of the population of interest.			
# bn877m_5: Ending date (month) of part time			
Information	[Type= continuous] [Format=numeric] [Range= 1-2401] [Missing=*/97/98/99]		
Statistics [NW/ W]	[Valid=0 /-] [Invalid=3149 /-]		
Definition	Q 807		
Universe	If code 3 on Q 805 (variable bn875_1 ... bn875_*)		
Literal question	When did this period of part time work end?		
Value	Label	Cases	Percentage
1	January	0	
2	February	0	
3	March	0	
4	April	0	
5	May	0	
6	June	0	
7	July	0	
8	August	0	
9	September	0	
10	October	0	
11	November	0	
12	December	0	
21	winter months at the beginning of the year (January, February)	0	
22	spring	0	
23	summer	0	
24	autumn	0	
25	winter at the end of the year (December)	0	

# bn877m_5: Ending date (month) of part time			
Value	Label	Cases	Percentage
1501	winter	0	
97	does not know	0	
98	refusal	0	
99	not applicable/no response	1	
Warning: these figures indicate the number of cases found in the data file. They cannot be interpreted as summary statistics of the population of interest.			
# bn877m_6: Ending date (month) of part time			
Information	[Type= discrete] [Format=numeric] [Range= 1-2401] [Missing=*/97/98/99]		
Statistics [NW/ W]	[Valid=3 /-] [Invalid=3146 /-]		
Definition	Q 807		
Universe	If code 3 on Q 805 (variable bn875_1 ... bn875_*)		
Literal question	When did this period of part time work end?		
Value	Label	Cases	Percentage
1	January	0	
2	February	0	
3	March	0	
4	April	0	
5	May	1	33.3%
6	June	0	
7	July	0	
8	August	0	
9	September	1	33.3%
10	October	0	
11	November	0	
12	December	0	
21	winter months at the beginning of the year (January, February)	0	
22	spring	0	
23	summer	1	33.3%
24	autumn	0	
25	winter at the end of the year (December)	0	
1501	winter	0	
97	does not know	0	
98	refusal	0	
99	not applicable/no response	2	
Sysmiss		3144	
Warning: these figures indicate the number of cases found in the data file. They cannot be interpreted as summary statistics of the population of interest.			

# bn877m_7: Ending date (month) of part time			
Information	[Type= continuous] [Format=numeric] [Range= 1-2401] [Missing=*/97/98/99]		
Statistics [NW/ W]	[Valid=0 /-] [Invalid=3149 /-]		
Definition	Q 807		
Universe	If code 3 on Q 805 (variable bn875_1 ... bn875_*)		
Literal question	When did this period of part time work end?		
Value	Label	Cases	Percentage
1	January	0	
2	February	0	
3	March	0	
4	April	0	
5	May	0	
6	June	0	
7	July	0	
8	August	0	
9	September	0	
10	October	0	
11	November	0	
12	December	0	
21	winter months at the beginning of the year (January, February)	0	
22	spring	0	
23	summer	0	
24	autumn	0	
25	winter at the end of the year (December)	0	
1501	winter	0	
97	does not know	0	
98	refusal	0	
99	not applicable/no response	1	
Warning: these figures indicate the number of cases found in the data file. They cannot be interpreted as summary statistics of the population of interest.			
# bn877m_8: Ending date (month) of part time			
Information	[Type= discrete] [Format=numeric] [Range= 1-2401] [Missing=*/97/98/99]		
Statistics [NW/ W]	[Valid=1 /-] [Invalid=3148 /-]		
Definition	Q 807		
Universe	If code 3 on Q 805 (variable bn875_1 ... bn875_*)		
Literal question	When did this period of part time work end?		
Value	Label	Cases	Percentage
1	January	0	
2	February	0	
3	March	0	
4	April	0	
5	May	0	
6	June	0	
7	July	0	
8	August	1	100.0%
9	September	0	



# bn877m_8: Ending date (month) of part time			
Value	Label	Cases	Percentage
10	October	0	
11	November	0	
12	December	0	
21	winter months at the beginning of the year (January, February)	0	
22	spring	0	
23	summer	0	
24	autumn	0	
25	winter at the end of the year (December)	0	
1501	winter	0	
97	does not know	0	
98	refusal	0	
99	not applicable/no response	0	
Sysmiss		3148	
Warning: these figures indicate the number of cases found in the data file. They cannot be interpreted as summary statistics of the population of interest.			
# bn877m_9: Ending date (month) of part time			
Information	[Type= discrete] [Format=numeric] [Range= 1-2401] [Missing=*/97/98/99]		
Statistics [NW/ W]	[Valid=1 /-] [Invalid=3148 /-]		
Definition	Q 807		
Universe	If code 3 on Q 805 (variable bn875_1 ... bn875_*)		
Literal question	When did this period of part time work end?		
Value	Label	Cases	Percentage
1	January	0	<div><div></div><div>100.0%</div></div>
2	February	0	
3	March	0	
4	April	0	
5	May	0	
6	June	0	
7	July	0	
8	August	0	
9	September	1	
10	October	0	
11	November	0	
12	December	0	
21	winter months at the beginning of the year (January, February)	0	
22	spring	0	
23	summer	0	
24	autumn	0	
25	winter at the end of the year (December)	0	
1501	winter	0	
97	does not know	0	
98	refusal	0	
99	not applicable/no response	0	
Sysmiss		3148	
Warning: these figures indicate the number of cases found in the data file. They cannot be interpreted as summary statistics of the population of interest.			

# bn877y_1: Ending date (year) of part time			
Information	[Type= continuous] [Format=numeric] [Range= 1948-2401] [Missing=*/9997/9998/9999]		
Statistics [NW/ W]	[Valid=10 /-] [Invalid=3139 /-]		
Definition	Q 807		
Universe	If code 3 on Q 805 (variable bn875_1 ... bn875_*)		
Literal question	When did this period of part time work end?		
Value	Label	Cases	Percentage
9997	does not know	0	
9998	refusal	0	
9999	not applicable/no response	3	
Warning: these figures indicate the number of cases found in the data file. They cannot be interpreted as summary statistics of the population of interest.			
# bn877y_2: Ending date (year) of part time			
Information	[Type= continuous] [Format=numeric] [Range= 1975-2401] [Missing=*/9997/9998/9999]		
Statistics [NW/ W]	[Valid=29 /-] [Invalid=3120 /-]		
Definition	Q 807		
Universe	If code 3 on Q 805 (variable bn875_1 ... bn875_*)		
Literal question	When did this period of part time work end?		
Value	Label	Cases	Percentage
9997	does not know	0	
9998	refusal	0	
9999	not applicable/no response	10	
Warning: these figures indicate the number of cases found in the data file. They cannot be interpreted as summary statistics of the population of interest.			
# bn877y_3: Ending date (year) of part time			
Information	[Type= continuous] [Format=numeric] [Range= 2000-2401] [Missing=*/9997/9998/9999]		
Statistics [NW/ W]	[Valid=4 /-] [Invalid=3145 /-]		
Definition	Q 807		
Universe	If code 3 on Q 805 (variable bn875_1 ... bn875_*)		
Literal question	When did this period of part time work end?		
Value	Label	Cases	Percentage
9997	does not know	0	
9998	refusal	0	
9999	not applicable/no response	2	
Warning: these figures indicate the number of cases found in the data file. They cannot be interpreted as summary statistics of the population of interest.			
# bn877y_4: Ending date (year) of part time			
Information	[Type= continuous] [Format=numeric] [Range= 1971-2401] [Missing=*/9997/9998/9999]		
Statistics [NW/ W]	[Valid=6 /-] [Invalid=3143 /-]		
Definition	Q 807		
Universe	If code 3 on Q 805 (variable bn875_1 ... bn875_*)		
Literal question	When did this period of part time work end?		
Value	Label	Cases	Percentage
9997	does not know	0	
9998	refusal	0	
9999	not applicable/no response	1	

# bn877y_4: Ending date (year) of part time			
<i>Warning: these figures indicate the number of cases found in the data file. They cannot be interpreted as summary statistics of the population of interest.</i>			
# bn877y_5: Ending date (year) of part time			
Information	[Type= continuous] [Format=numeric] [Range= 2401-2401] [Missing=*/9997/9998/9999]		
Statistics [NW/ W]	[Valid=0 /-] [Invalid=3149 /-]		
Definition	Q 807		
Universe	If code 3 on Q 805 (variable bn875_1 ... bn875_*)		
Literal question	When did this period of part time work end?		
Value	Label	Cases	Percentage
9997	does not know	0	
9998	refusal	0	
9999	not applicable/no response	1	
<i>Warning: these figures indicate the number of cases found in the data file. They cannot be interpreted as summary statistics of the population of interest.</i>			
# bn877y_6: Ending date (year) of part time			
Information	[Type= continuous] [Format=numeric] [Range= 1986-2401] [Missing=*/9997/9998/9999]		
Statistics [NW/ W]	[Valid=5 /-] [Invalid=3144 /-]		
Definition	Q 807		
Universe	If code 3 on Q 805 (variable bn875_1 ... bn875_*)		
Literal question	When did this period of part time work end?		
Value	Label	Cases	Percentage
9997	does not know		
9998	refusal		
9999	not applicable/no response		
<i>Warning: these figures indicate the number of cases found in the data file. They cannot be interpreted as summary statistics of the population of interest.</i>			
# bn877y_7: Ending date (year) of part time			
Information	[Type= continuous] [Format=numeric] [Range= 1990-2401] [Missing=*/9997/9998/9999]		
Statistics [NW/ W]	[Valid=1 /-] [Invalid=3148 /-]		
Definition	Q 807		
Universe	If code 3 on Q 805 (variable bn875_1 ... bn875_*)		
Literal question	When did this period of part time work end?		
Value	Label	Cases	Percentage
9997	does not know		
9998	refusal		
9999	not applicable/no response		
<i>Warning: these figures indicate the number of cases found in the data file. They cannot be interpreted as summary statistics of the population of interest.</i>			
# bn877y_8: Ending date (year) of part time			
Information	[Type= continuous] [Format=numeric] [Range= 1971-2401] [Missing=*/9997/9998/9999]		
Statistics [NW/ W]	[Valid=1 /-] [Invalid=3148 /-]		
Definition	Q 807		
Universe	If code 3 on Q 805 (variable bn875_1 ... bn875_*)		
Literal question	When did this period of part time work end?		
Value	Label	Cases	Percentage
9997	does not know		

# bn877y_8: Ending date (year) of part time			
Value	Label	Cases	Percentage
9998	refusal		
9999	not applicable/no response		
Warning: these figures indicate the number of cases found in the data file. They cannot be interpreted as summary statistics of the population of interest.			
# bn877y_9: Ending date (year) of part time			
Information	[Type= continuous] [Format=numeric] [Range= 2005-2401] [Missing=*/9997/9998/9999]		
Statistics [NW/ W]	[Valid=1 /-] [Invalid=3148 /-]		
Definition	Q 807		
Universe	If code 3 on Q 805 (variable bn875_1 ... bn875_*)		
Literal question	When did this period of part time work end?		
Value	Label	Cases	Percentage
9997	does not know		
9998	refusal		
9999	not applicable/no response		
Warning: these figures indicate the number of cases found in the data file. They cannot be interpreted as summary statistics of the population of interest.			
# bn877_1AgeR: R's age at the end of part time			
Information	[Type= continuous] [Format=numeric] [Range= 18-9999] [Missing=*/997/998/999]		
Statistics [NW/ W]	[Valid=10 /-] [Invalid=3139 /-]		
Definition	Derived variable from Q 807		
Universe	If code 3 on Q 805 (variable bn875_1 ... bn875_*)		
Literal question	When did this period of part time work end?		
Notes	R's time of birth was deducted from HH grid. If information on the month of birth / month when ended part time was missing, a 6 (june) was used in the calculation. Values 21-25 for month values are converted in the followig way: "Beginning of the Year" = "January-February"; "Spring" = "May"; "Summer" = "August"; "Autumn" = "October"; "End of Year" = "December".		
Value	Label	Cases	Percentage
997	does not know	0	
998	refusal	0	
999	not applicable/no response	3	
Warning: these figures indicate the number of cases found in the data file. They cannot be interpreted as summary statistics of the population of interest.			
# bn877_2AgeR: R's age at the end of part time			
Information	[Type= continuous] [Format=numeric] [Range= 18-9999] [Missing=*/997/998/999]		
Statistics [NW/ W]	[Valid=29 /-] [Invalid=3120 /-]		
Definition	Derived variable from Q 807		
Universe	If code 3 on Q 805 (variable bn875_1 ... bn875_*)		
Literal question	When did this period of part time work end?		
Notes	R's time of birth was deducted from HH grid. If information on the month of birth / month when ended part time was missing, a 6 (june) was used in the calculation. Values 21-25 for month values are converted in the followig way: "Beginning of the Year" = "January-February"; "Spring" = "May"; "Summer" = "August"; "Autumn" = "October"; "End of Year" = "December".		
Value	Label	Cases	Percentage
997	does not know	0	
998	refusal	0	
999	not applicable/no response	10	
Warning: these figures indicate the number of cases found in the data file. They cannot be interpreted as summary statistics of the population of interest.			

# bn877_3AgeR: R's age at the end of part time			
Information	[Type= continuous] [Format=numeric] [Range= 25-9999] [Missing=*/997/998/999]		
Statistics [NW/ W]	[Valid=4 /-] [Invalid=3145 /-]		
Definition	Derived variable from Q 807		
Universe	If code 3 on Q 805 (variable bn875_1 ... bn875_*)		
Literal question	When did this period of part time work end?		
Notes	R's time of birth was deducted from HH grid. If information on the month of birth / month when ended part time was missing, a 6 (june) was used in the calculation. Values 21-25 for month values are converted in the followig way: "Beginning of the Year" = "January-February"; "Spring" = "May"; "Summer" = "August"; "Autumn" = "October"; "End of Year" = "December".		
Value	Label	Cases	Percentage
997	does not know	0	
998	refusal	0	
999	not applicable/no response	2	
Warning: these figures indicate the number of cases found in the data file. They cannot be interpreted as summary statistics of the population of interest.			
# bn877_4AgeR: R's age at the end of part time			
Information	[Type= continuous] [Format=numeric] [Range= 28-9999] [Missing=*/997/998/999]		
Statistics [NW/ W]	[Valid=6 /-] [Invalid=3143 /-]		
Definition	Derived variable from Q 807		
Universe	If code 3 on Q 805 (variable bn875_1 ... bn875_*)		
Literal question	When did this period of part time work end?		
Notes	R's time of birth was deducted from HH grid. If information on the month of birth / month when ended part time was missing, a 6 (june) was used in the calculation. Values 21-25 for month values are converted in the followig way: "Beginning of the Year" = "January-February"; "Spring" = "May"; "Summer" = "August"; "Autumn" = "October"; "End of Year" = "December".		
Value	Label	Cases	Percentage
997	does not know	0	
998	refusal	0	
999	not applicable/no response	1	
Warning: these figures indicate the number of cases found in the data file. They cannot be interpreted as summary statistics of the population of interest.			
# bn877_5AgeR: R's age at the end of part time			
Information	[Type= continuous] [Format=numeric] [Range= 97-9999] [Missing=*/997/998/999]		
Statistics [NW/ W]	[Valid=0 /-] [Invalid=3149 /-]		
Definition	Derived variable from Q 807		
Universe	If code 3 on Q 805 (variable bn875_1 ... bn875_*)		
Literal question	When did this period of part time work end?		
Notes	R's time of birth was deducted from HH grid. If information on the month of birth / month when ended part time was missing, a 6 (june) was used in the calculation. Values 21-25 for month values are converted in the followig way: "Beginning of the Year" = "January-February"; "Spring" = "May"; "Summer" = "August"; "Autumn" = "October"; "End of Year" = "December".		
Value	Label	Cases	Percentage
997	does not know	0	
998	refusal	0	
999	not applicable/no response	1	
Warning: these figures indicate the number of cases found in the data file. They cannot be interpreted as summary statistics of the population of interest.			

# bn877_6AgeR: R's age at the end of part time			
<b>Information</b>	[Type= continuous] [Format=numeric] [Range= 29-9999] [Missing=*/997/998/999]		
<b>Statistics [NW/ W]</b>	[Valid=5 -/] [Invalid=3144 -/]		
<b>Definition</b>	Derived variable from Q 807		
<b>Universe</b>	If code 3 on Q 805 (variable bn875_1 ... bn875_*)		
<b>Literal question</b>	When did this period of part time work end?		
<b>Notes</b>	R's time of birth was deducted from HH grid. If information on the month of birth / month when ended part time was missing, a 6 (june) was used in the calculation. Values 21-25 for month values are converted in the followig way: "Beginning of the Year" = "January-February"; "Spring" = "May"; "Summer" = "August"; "Autumn" = "October"; "End of Year" = "December".		
Value	Label	Cases	Percentage
997	does not know		
998	refusal		
999	not applicable/no response		
<i>Warning: these figures indicate the number of cases found in the data file. They cannot be interpreted as summary statistics of the population of interest.</i>			
# bn877_7AgeR: R's age at the end of part time			
<b>Information</b>	[Type= continuous] [Format=numeric] [Range= 40-9999] [Missing=*/997/998/999]		
<b>Statistics [NW/ W]</b>	[Valid=1 -/] [Invalid=3148 -/]		
<b>Definition</b>	Derived variable from Q 807		
<b>Universe</b>	If code 3 on Q 805 (variable bn875_1 ... bn875_*)		
<b>Literal question</b>	When did this period of part time work end?		
<b>Notes</b>	R's time of birth was deducted from HH grid. If information on the month of birth / month when ended part time was missing, a 6 (june) was used in the calculation. Values 21-25 for month values are converted in the followig way: "Beginning of the Year" = "January-February"; "Spring" = "May"; "Summer" = "August"; "Autumn" = "October"; "End of Year" = "December".		
Value	Label	Cases	Percentage
997	does not know		
998	refusal		
999	not applicable/no response		
<i>Warning: these figures indicate the number of cases found in the data file. They cannot be interpreted as summary statistics of the population of interest.</i>			
# bn877_8AgeR: R's age at the end of part time			
<b>Information</b>	[Type= continuous] [Format=numeric] [Range= 37-9999] [Missing=*/997/998/999]		
<b>Statistics [NW/ W]</b>	[Valid=1 -/] [Invalid=3148 -/]		
<b>Definition</b>	Derived variable from Q 807		
<b>Universe</b>	If code 3 on Q 805 (variable bn875_1 ... bn875_*)		
<b>Literal question</b>	When did this period of part time work end?		
<b>Notes</b>	R's time of birth was deducted from HH grid. If information on the month of birth / month when ended part time was missing, a 6 (june) was used in the calculation. Values 21-25 for month values are converted in the followig way: "Beginning of the Year" = "January-February"; "Spring" = "May"; "Summer" = "August"; "Autumn" = "October"; "End of Year" = "December".		
Value	Label	Cases	Percentage
997	does not know		
998	refusal		
999	not applicable/no response		
<i>Warning: these figures indicate the number of cases found in the data file. They cannot be interpreted as summary statistics of the population of interest.</i>			

# bn877_9AgeR: R's age at the end of part time			
Information	[Type= continuous] [Format=numeric] [Range= 51-9999] [Missing=*/997/998/999]		
Statistics [NW/ W]	[Valid=1 /-] [Invalid=3148 /-]		
Definition	Derived variable from Q 807		
Universe	If code 3 on Q 805 (variable bn875_1 ... bn875_*)		
Literal question	When did this period of part time work end?		
Notes	R's time of birth was deducted from HH grid. If information on the month of birth / month when ended part time was missing, a 6 (june) was used in the calculation. Values 21-25 for month values are converted in the followig way: "Beginning of the Year" = "January-February"; "Spring" = "May"; "Summer" = "August"; "Autumn" = "October"; "End of Year" = "December".		
Value	Label	Cases	Percentage
997	does not know		
998	refusal		
999	not applicable/no response		
Warning: these figures indicate the number of cases found in the data file. They cannot be interpreted as summary statistics of the population of interest.			
# bn878m_1: Starting date (month) of last part time			
Information	[Type= discrete] [Format=numeric] [Range= 1-2401] [Missing=*/97/98/99]		
Statistics [NW/ W]	[Valid=4 /-] [Invalid=3145 /-]		
Definition	Q 808 FRA, one additional value "1501-winter.		
Universe	If code 3 on Q 805 (variable bn875_1 ... bn875_*)		
Literal question	(If there were more subsequent periods:) When did the last period of part time work start?		
Value	Label	Cases	Percentage
1	January	1	25.0%
2	February	0	
3	March	1	25.0%
4	April	2	50.0%
5	May	0	
6	June	0	
7	July	0	
8	August	0	
9	September	0	
10	October	0	
11	November	0	
12	December	0	
21	winter months at the beginning of the year (January, February)	0	
22	spring	0	
23	summer	0	
24	autumn	0	
25	winter at the end of the year (December)	0	
1501	winter	0	
97	does not know	0	
98	refusal	0	
99	not applicable/no response	9	
Sysmiss		3136	
Warning: these figures indicate the number of cases found in the data file. They cannot be interpreted as summary statistics of the population of interest.			

# bn878m_2: Starting date (month) of last part time			
Information	[Type= discrete] [Format=numeric] [Range= 1-2401] [Missing=*/97/98/99]		
Statistics [NW/ W]	[Valid=9 /-] [Invalid=3140 /-]		
Definition	Q 808 FRA, one additional value "1501-winter.		
Universe	If code 3 on Q 805 (variable bn875_1 ... bn875_*)		
Literal question	(If there were more subsequent periods:) When did the last period of part time work start?		
Value	Label	Cases	Percentage
1	January	1	<div></div> 11.1%
2	February	0	
3	March	1	<div></div> 11.1%
4	April	0	
5	May	0	
6	June	0	
7	July	0	
8	August	0	
9	September	2	<div></div> 22.2%
10	October	2	<div></div> 22.2%
11	November	0	
12	December	0	
21	winter months at the beginning of the year (January, February)	0	
22	spring	0	
23	summer	2	<div></div> 22.2%
24	autumn	1	<div></div> 11.1%
25	winter at the end of the year (December)	0	
1501	winter	0	
97	does not know	0	
98	refusal	0	
99	not applicable/no response	30	
Sysmiss		3110	
Warning: these figures indicate the number of cases found in the data file. They cannot be interpreted as summary statistics of the population of interest.			
# bn878m_3: Starting date (month) of last part time			
Information	[Type= discrete] [Format=numeric] [Range= 1-2401] [Missing=*/97/98/99]		
Statistics [NW/ W]	[Valid=2 /-] [Invalid=3147 /-]		
Definition	Q 808 FRA, one additional value "1501-winter.		
Universe	If code 3 on Q 805 (variable bn875_1 ... bn875_*)		
Literal question	(If there were more subsequent periods:) When did the last period of part time work start?		
Value	Label	Cases	Percentage
1	January	0	
2	February	0	
3	March	1	<div></div> 50.0%
4	April	0	
5	May	0	



# bn878m_3: Starting date (month) of last part time				
Value	Label	Cases	Percentage	
6	June	1	<div><div></div>50.0%</div>	
7	July	0		
8	August	0		
9	September	0		
10	October	0		
11	November	0		
12	December	0		
21	winter months at the beginning of the year (January, February)	0		
22	spring	0		
23	summer	0		
24	autumn	0		
25	winter at the end of the year (December)	0		
1501	winter	0		
97	does not know	0		
98	refusal	0		
99	not applicable/no response	4		
Sysmiss		3143		
Warning: these figures indicate the number of cases found in the data file. They cannot be interpreted as summary statistics of the population of interest.				
# bn878m_4: Starting date (month) of last part time				
Information	[Type= discrete] [Format=numeric] [Range= 1-2401] [Missing=*/97/98/99]			
Statistics [NW/ W]	[Valid=2 /-] [Invalid=3147 /-]			
Definition	Q 808  FRA, one additional value "1501-winter.			
Universe	If code 3 on Q 805 (variable bn875_1 ... bn875_*)			
Literal question	(If there were more subsequent periods:) When did the last period of part time work start?			
Value	Label	Cases	Percentage	
1	January	0	<div><div></div>50.0%</div>	
2	February	1		
3	March	0		
4	April	0		
5	May	0		
6	June	0		
7	July	0		
8	August	0		
9	September	0		
10	October	0		
11	November	0		
12	December	0		
21	winter months at the beginning of the year (January, February)	1		
22	spring	0		
23	summer	0		
24	autumn	0		
25	winter at the end of the year (December)	0		
1501	winter	0		

# bn878m_4: Starting date (month) of last part time				
Value	Label	Cases	Percentage	
97	does not know	0		
98	refusal	0		
99	not applicable/no response	5		
Sysmiss		3142		
Warning: these figures indicate the number of cases found in the data file. They cannot be interpreted as summary statistics of the population of interest.				
# bn878m_5: Starting date (month) of last part time				
Information	[Type= continuous] [Format=numeric] [Range= 1-2401] [Missing=*/97/98/99]			
Statistics [NW/ W]	[Valid=0 /-] [Invalid=3149 /-]			
Definition	Q 808  FRA, one additional value "1501-winter.			
Universe	If code 3 on Q 805 (variable bn875_1 ... bn875_*)			
Literal question	(If there were more subsequent periods:) When did the last period of part time work start?			
Value	Label	Cases	Percentage	
1	January	0		
2	February	0		
3	March	0		
4	April	0		
5	May	0		
6	June	0		
7	July	0		
8	August	0		
9	September	0		
10	October	0		
11	November	0		
12	December	0		
21	winter months at the beginning of the year (January, February)	0		
22	spring	0		
23	summer	0		
24	autumn	0		
25	winter at the end of the year (December)	0		
1501	winter	0		
97	does not know	0		
98	refusal	0		
99	not applicable/no response	1		
Warning: these figures indicate the number of cases found in the data file. They cannot be interpreted as summary statistics of the population of interest.				
# bn878m_6: Starting date (month) of last part time				
Information	[Type= continuous] [Format=numeric] [Range= 1-2401] [Missing=*/97/98/99]			
Statistics [NW/ W]	[Valid=1 /-] [Invalid=3148 /-]			
Definition	Q 808  FRA, one additional value "1501-winter.			
Universe	If code 3 on Q 805 (variable bn875_1 ... bn875_*)			
Literal question	(If there were more subsequent periods:) When did the last period of part time work start?			

# bn878m_6: Starting date (month) of last part time			
Value	Label	Cases	Percentage
1	January	0	<div></div>
2	February	0	
3	March	0	
4	April	0	
5	May	0	
6	June	0	
7	July	0	
8	August	0	
9	September	0	
10	October	0	
11	November	1	<div></div> 100.0%
12	December	0	
21	winter months at the beginning of the year (January, February)	0	
22	spring	0	
23	summer	0	
24	autumn	0	
25	winter at the end of the year (December)	0	
1501	winter	0	
97	does not know	0	
98	refusal	0	
99	not applicable/no response	4	
Warning: these figures indicate the number of cases found in the data file. They cannot be interpreted as summary statistics of the population of interest.			
# bn878m_7: Starting date (month) of last part time			
Information	[Type= continuous] [Format=numeric] [Range= 1-2401] [Missing=*/97/98/99]		
Statistics [NW/ W]	[Valid=0 /-] [Invalid=3149 /-]		
Definition	Q 808  FRA, one additional value "1501-winter.		
Universe	If code 3 on Q 805 (variable bn875_1 ... bn875_*)		
Literal question	(If there were more subsequent periods:) When did the last period of part time work start?		
Value	Label	Cases	Percentage
1	January	0	<div></div>
2	February	0	
3	March	0	
4	April	0	
5	May	0	
6	June	0	
7	July	0	
8	August	0	
9	September	0	
10	October	0	
11	November	0	<div></div>
12	December	0	
21	winter months at the beginning of the year (January, February)	0	

# bn878m_7: Starting date (month) of last part time				
Value	Label	Cases	Percentage	
22	spring	0		
23	summer	0		
24	autumn	0		
25	winter at the end of the year (December)	0		
1501	winter	0		
97	does not know	0		
98	refusal	0		
99	not applicable/no response	1		
Warning: these figures indicate the number of cases found in the data file. They cannot be interpreted as summary statistics of the population of interest.				
# bn878m_8: Starting date (month) of last part time				
Information	[Type= continuous] [Format=numeric] [Range= 1-2401] [Missing=*/97/98/99]			
Statistics [NW/ W]	[Valid=0 /-] [Invalid=3149 /-]			
Definition	Q 808  FRA, one additional value "1501-winter.			
Universe	If code 3 on Q 805 (variable bn875_1 ... bn875_*)			
Literal question	(If there were more subsequent periods:) When did the last period of part time work start?			
Value	Label	Cases	Percentage	
1	January	0		
2	February	0		
3	March	0		
4	April	0		
5	May	0		
6	June	0		
7	July	0		
8	August	0		
9	September	0		
10	October	0		
11	November	0		
12	December	0		
21	winter months at the beginning of the year (January, February)	0		
22	spring	0		
23	summer	0		
24	autumn	0		
25	winter at the end of the year (December)	0		
1501	winter	0		
97	does not know	0		
98	refusal	0		
99	not applicable/no response	1		
Warning: these figures indicate the number of cases found in the data file. They cannot be interpreted as summary statistics of the population of interest.				
# bn878m_9: Starting date (month) of last part time				
Information	[Type= discrete] [Format=numeric] [Range= 1-2401] [Missing=*/97/98/99]			
Statistics [NW/ W]	[Valid=1 /-] [Invalid=3148 /-]			
Definition	Q 808			

# bn878m_9: Starting date (month) of last part time			
	FRA, one additional value "1501-winter.		
<b>Universe</b>	If code 3 on Q 805 (variable bn875_1 ... bn875_*)		
<b>Literal question</b>	(If there were more subsequent periods:) When did the last period of part time work start?		
Value	Label	Cases	Percentage
1	January	0	
2	February	0	
3	March	0	
4	April	0	
5	May	0	
6	June	0	
7	July	0	
8	August	0	
9	September	1	100.0%
10	October	0	
11	November	0	
12	December	0	
21	winter months at the beginning of the year (January, February)	0	
22	spring	0	
23	summer	0	
24	autumn	0	
25	winter at the end of the year (December)	0	
1501	winter	0	
97	does not know	0	
98	refusal	0	
99	not applicable/no response	0	
Sysmiss		3148	
<i>Warning: these figures indicate the number of cases found in the data file. They cannot be interpreted as summary statistics of the population of interest.</i>			
# bn878y_1: Starting date (year) of last part time			
<b>Information</b>	[Type= continuous] [Format=numeric] [Range= 1956-2401] [Missing=*/9997/9998/9999]		
<b>Statistics [NW/ W]</b>	[Valid=6 /-] [Invalid=3143 /-]		
<b>Definition</b>	Q 808		
<b>Universe</b>	If code 3 on Q 805 (variable bn875_1 ... bn875_*)		
<b>Literal question</b>	(If there were more subsequent periods:) When did the last period of part time work start?		
Value	Label	Cases	Percentage
9997	does not know	0	
9998	refusal	0	
9999	not applicable/no response	7	
<i>Warning: these figures indicate the number of cases found in the data file. They cannot be interpreted as summary statistics of the population of interest.</i>			
# bn878y_2: Starting date (year) of last part time			
<b>Information</b>	[Type= continuous] [Format=numeric] [Range= 1969-2401] [Missing=*/9997/9998/9999]		
<b>Statistics [NW/ W]</b>	[Valid=11 /-] [Invalid=3138 /-]		
<b>Definition</b>	Q 808		
<b>Universe</b>	If code 3 on Q 805 (variable bn875_1 ... bn875_*)		
<b>Literal question</b>	(If there were more subsequent periods:) When did the last period of part time work start?		

# bn878y_2: Starting date (year) of last part time			
Value	Label	Cases	Percentage
9997	does not know	0	
9998	refusal	0	
9999	not applicable/no response	28	
<i>Warning: these figures indicate the number of cases found in the data file. They cannot be interpreted as summary statistics of the population of interest.</i>			
# bn878y_3: Starting date (year) of last part time			
Information	[Type= continuous] [Format=numeric] [Range= 1991-2401] [Missing=*/9997/9998/9999]		
Statistics [NW/ W]	[Valid=2 /-] [Invalid=3147 /-]		
Definition	Q 808		
Universe	If code 3 on Q 805 (variable bn875_1 ... bn875_*)		
Literal question	(If there were more subsequent periods:) When did the last period of part time work start?		
Value	Label	Cases	Percentage
9997	does not know	0	
9998	refusal	0	
9999	not applicable/no response	4	
<i>Warning: these figures indicate the number of cases found in the data file. They cannot be interpreted as summary statistics of the population of interest.</i>			
# bn878y_4: Starting date (year) of last part time			
Information	[Type= continuous] [Format=numeric] [Range= 2000-2401] [Missing=*/9997/9998/9999]		
Statistics [NW/ W]	[Valid=2 /-] [Invalid=3147 /-]		
Definition	Q 808		
Universe	If code 3 on Q 805 (variable bn875_1 ... bn875_*)		
Literal question	(If there were more subsequent periods:) When did the last period of part time work start?		
Value	Label	Cases	Percentage
9997	does not know	0	
9998	refusal	0	
9999	not applicable/no response	5	
<i>Warning: these figures indicate the number of cases found in the data file. They cannot be interpreted as summary statistics of the population of interest.</i>			
# bn878y_5: Starting date (year) of last part time			
Information	[Type= continuous] [Format=numeric] [Range= 2401-2401] [Missing=*/9997/9998/9999]		
Statistics [NW/ W]	[Valid=0 /-] [Invalid=3149 /-]		
Definition	Q 808		
Universe	If code 3 on Q 805 (variable bn875_1 ... bn875_*)		
Literal question	(If there were more subsequent periods:) When did the last period of part time work start?		
Value	Label	Cases	Percentage
9997	does not know	0	
9998	refusal	0	
9999	not applicable/no response	1	
<i>Warning: these figures indicate the number of cases found in the data file. They cannot be interpreted as summary statistics of the population of interest.</i>			
# bn878y_6: Starting date (year) of last part time			
Information	[Type= continuous] [Format=numeric] [Range= 2005-2401] [Missing=*/9997/9998/9999]		
Statistics [NW/ W]	[Valid=1 /-] [Invalid=3148 /-]		
Definition	Q 808		

# bn878y_6: Starting date (year) of last part time			
<b>Universe</b>		If code 3 on Q 805 (variable bn875_1 ... bn875_*)	
<b>Literal question</b>		(If there were more subsequent periods:) When did the last period of part time work start?	
Value	Label	Cases	Percentage
9997	does not know	0	
9998	refusal	0	
9999	not applicable/no response	4	
<i>Warning: these figures indicate the number of cases found in the data file. They cannot be interpreted as summary statistics of the population of interest.</i>			
# bn878y_7: Starting date (year) of last part time			
<b>Information</b>		[Type= continuous] [Format=numeric] [Range= 2401-2401] [Missing=*/9997/9998/9999]	
<b>Statistics [NW/ W]</b>		[Valid=0 /-] [Invalid=3149 /-]	
<b>Definition</b>		Q 808	
<b>Universe</b>		If code 3 on Q 805 (variable bn875_1 ... bn875_*)	
<b>Literal question</b>		(If there were more subsequent periods:) When did the last period of part time work start?	
Value	Label	Cases	Percentage
9997	does not know	0	
9998	refusal	0	
9999	not applicable/no response	1	
<i>Warning: these figures indicate the number of cases found in the data file. They cannot be interpreted as summary statistics of the population of interest.</i>			
# bn878y_8: Starting date (year) of last part time			
<b>Information</b>		[Type= continuous] [Format=numeric] [Range= 2401-2401] [Missing=*/9997/9998/9999]	
<b>Statistics [NW/ W]</b>		[Valid=0 /-] [Invalid=3149 /-]	
<b>Definition</b>		Q 808	
<b>Universe</b>		If code 3 on Q 805 (variable bn875_1 ... bn875_*)	
<b>Literal question</b>		(If there were more subsequent periods:) When did the last period of part time work start?	
<b>Notes</b>		Taken from Question 808	
Value	Label	Cases	Percentage
9997	does not know	0	
9998	refusal	0	
9999	not applicable/no response	1	
<i>Warning: these figures indicate the number of cases found in the data file. They cannot be interpreted as summary statistics of the population of interest.</i>			
# bn878y_9: Starting date (year) of last part time			
<b>Information</b>		[Type= continuous] [Format=numeric] [Range= 2007-2401] [Missing=*/9997/9998/9999]	
<b>Statistics [NW/ W]</b>		[Valid=1 /-] [Invalid=3148 /-]	
<b>Definition</b>		Q 808	
<b>Universe</b>		If code 3 on Q 805 (variable bn875_1 ... bn875_*)	
<b>Literal question</b>		(If there were more subsequent periods:) When did the last period of part time work start?	
Value	Label	Cases	Percentage
9997	does not know		
9998	refusal		
9999	not applicable/no response		
<i>Warning: these figures indicate the number of cases found in the data file. They cannot be interpreted as summary statistics of the population of interest.</i>			

# bn878_1AgeR: R's age at the end of activity			
Information	[Type= continuous] [Format=numeric] [Range= 16-9999] [Missing=*/997/998/999]		
Statistics [NW/ W]	[Valid=6 /-] [Invalid=3143 /-]		
Definition	Derived variable from Q 808		
Universe	If code 3 on Q 805 (variable bn875_1 ... bn875_*)		
Literal question	(If there were more subsequent periods:) When did the last period of part time work start?		
Notes	R's time of birth was deducted from HH grid. If information on the month of birth / month when started last part time was missing, a 6 (june) was used in the calculation. Values 21-25 for month values are converted in the followig way: "Beginning of the Year" = "January-February"; "Spring" = "May"; "Summer" = "August"; "Autumn" = "October"; "End of Year" = "December".		
Value	Label	Cases	Percentage
997	does not know		
998	refusal		
999	not applicable/no response		
Warning: these figures indicate the number of cases found in the data file. They cannot be interpreted as summary statistics of the population of interest.			
# bn878_2AgeR: R's age at the end of activity			
Information	[Type= continuous] [Format=numeric] [Range= 18-9999] [Missing=*/997/998/999]		
Statistics [NW/ W]	[Valid=11 /-] [Invalid=3138 /-]		
Definition	Derived variable from Q 808		
Universe	If code 3 on Q 805 (variable bn875_1 ... bn875_*)		
Literal question	(If there were more subsequent periods:) When did the last period of part time work start?		
Notes	R's time of birth was deducted from HH grid. If information on the month of birth / month when started last part time was missing, a 6 (june) was used in the calculation. Values 21-25 for month values are converted in the followig way: "Beginning of the Year" = "January-February"; "Spring" = "May"; "Summer" = "August"; "Autumn" = "October"; "End of Year" = "December".		
Value	Label	Cases	Percentage
997	does not know		
998	refusal		
999	not applicable/no response		
Warning: these figures indicate the number of cases found in the data file. They cannot be interpreted as summary statistics of the population of interest.			
# bn878_3AgeR: R's age at the end of activity			
Information	[Type= continuous] [Format=numeric] [Range= 23-9999] [Missing=*/997/998/999]		
Statistics [NW/ W]	[Valid=2 /-] [Invalid=3147 /-]		
Definition	Derived variable from Q 808		
Universe	If code 3 on Q 805 (variable bn875_1 ... bn875_*)		
Literal question	(If there were more subsequent periods:) When did the last period of part time work start?		
Notes	R's time of birth was deducted from HH grid. If information on the month of birth / month when started last part time was missing, a 6 (june) was used in the calculation. Values 21-25 for month values are converted in the followig way: "Beginning of the Year" = "January-February"; "Spring" = "May"; "Summer" = "August"; "Autumn" = "October"; "End of Year" = "December".		
Value	Label	Cases	Percentage
997	does not know		
998	refusal		
999	not applicable/no response		
Warning: these figures indicate the number of cases found in the data file. They cannot be interpreted as summary statistics of the population of interest.			



# bn878_4AgeR: R's age at the end of activity			
Information	[Type= continuous] [Format=numeric] [Range= 28-9999] [Missing=*/997/998/999]		
Statistics [NW/ W]	[Valid=2 /-] [Invalid=3147 /-]		
Definition	Derived variable from Q 808		
Universe	If code 3 on Q 805 (variable bn875_1 ... bn875_*)		
Literal question	(If there were more subsequent periods:) When did the last period of part time work start?		
Notes	R's time of birth was deducted from HH grid. If information on the month of birth / month when started last part time was missing, a 6 (june) was used in the calculation. Values 21-25 for month values are converted in the followig way: "Beginning of the Year" = "January-February"; "Spring" = "May"; "Summer" = "August"; "Autumn" = "October"; "End of Year" = "December".		
Value	Label	Cases	Percentage
997	does not know		
998	refusal		
999	not applicable/no response		
Warning: these figures indicate the number of cases found in the data file. They cannot be interpreted as summary statistics of the population of interest.			
# bn878_6AgeR: R's age at the end of activity			
Information	[Type= continuous] [Format=numeric] [Range= 50-9999] [Missing=*/997/998/999]		
Statistics [NW/ W]	[Valid=1 /-] [Invalid=3148 /-]		
Definition	Derived variable from Q 808		
Universe	If code 3 on Q 805 (variable bn875_1 ... bn875_*)		
Literal question	(If there were more subsequent periods:) When did the last period of part time work start?		
Notes	R's time of birth was deducted from HH grid. If information on the month of birth / month when started last part time was missing, a 6 (june) was used in the calculation. Values 21-25 for month values are converted in the followig way: "Beginning of the Year" = "January-February"; "Spring" = "May"; "Summer" = "August"; "Autumn" = "October"; "End of Year" = "December".		
Value	Label	Cases	Percentage
997	does not know		
998	refusal		
999	not applicable/no response		
Warning: these figures indicate the number of cases found in the data file. They cannot be interpreted as summary statistics of the population of interest.			
# bn878_9AgeR: R's age at the end of activity			
Information	[Type= continuous] [Format=numeric] [Range= 53-9999] [Missing=*/997/998/999]		
Statistics [NW/ W]	[Valid=1 /-] [Invalid=3148 /-]		
Definition	Derived variable from Q 808		
Universe	If code 3 on Q 805 (variable bn875_1 ... bn875_*)		
Literal question	(If there were more subsequent periods:) When did the last period of part time work start?		
Notes	R's time of birth was deducted from HH grid. If information on the month of birth / month when started last part time was missing, a 6 (june) was used in the calculation. Values 21-25 for month values are converted in the followig way: "Beginning of the Year" = "January-February"; "Spring" = "May"; "Summer" = "August"; "Autumn" = "October"; "End of Year" = "December".		
Value	Label	Cases	Percentage
997	does not know		
998	refusal		
999	not applicable/no response		
Warning: these figures indicate the number of cases found in the data file. They cannot be interpreted as summary statistics of the population of interest.			

# bn879m_1: Ending date (month) of last part time			
Information	[Type= discrete] [Format=numeric] [Range= 1-2401] [Missing=*/97/98/99]		
Statistics [NW/ W]	[Valid=4 /-] [Invalid=3145 /-]		
Definition	Q 809 FRA, one additional value "1501-winter".		
Universe	If code 3 on Q 805 (variable bn875_1 ... bn875_*)		
Literal question	(If there were more subsequent periods:) When did the last period of part time work end?		
Value	Label	Cases	Percentage
1	January	0	
2	February	0	
3	March	1	25.0%
4	April	1	25.0%
5	May	1	25.0%
6	June	1	25.0%
7	July	0	
8	August	0	
9	September	0	
10	October	0	
11	November	0	
12	December	0	
21	winter months at the beginning of the year (January, February)	0	
22	spring	0	
23	summer	0	
24	autumn	0	
25	winter at the end of the year (December)	0	
1501	winter	0	
97	does not know	0	
98	refusal	0	
99	not applicable/no response	9	
Sysmiss		3136	
Warning: these figures indicate the number of cases found in the data file. They cannot be interpreted as summary statistics of the population of interest.			
# bn879m_2: Ending date (month) of last part time			
Information	[Type= discrete] [Format=numeric] [Range= 1-2401] [Missing=*/97/98/99]		
Statistics [NW/ W]	[Valid=8 /-] [Invalid=3141 /-]		
Definition	Q 809 FRA, one additional value "1501-winter".		
Universe	If code 3 on Q 805 (variable bn875_1 ... bn875_*)		
Literal question	(If there were more subsequent periods:) When did the last period of part time work end?		
Value	Label	Cases	Percentage
1	January	0	
2	February	1	12.5%
3	March	1	12.5%
4	April	1	12.5%
5	May	2	25.0%

# bn879m_2: Ending date (month) of last part time			
Value	Label	Cases	Percentage
6	June	0	
7	July	0	
8	August	0	
9	September	0	
10	October	0	
11	November	0	
12	December	1	<div></div> 12.5%
21	winter months at the beginning of the year (January, February)	0	
22	spring	1	<div></div> 12.5%
23	summer	0	
24	autumn	1	<div></div> 12.5%
25	winter at the end of the year (December)	0	
1501	winter	0	
97	does not know	0	
98	refusal	0	
99	not applicable/no response	31	
Sysmiss		3110	
Warning: these figures indicate the number of cases found in the data file. They cannot be interpreted as summary statistics of the population of interest.			
# bn879m_3: Ending date (month) of last part time			
Information	[Type= discrete] [Format=numeric] [Range= 1-2401] [Missing=*/97/98/99]		
Statistics [NW/ W]	[Valid=2 /-] [Invalid=3147 /-]		
Definition	Q 809  FRA, one additional value "1501-winter".		
Universe	If code 3 on Q 805 (variable bn875_1 ... bn875_*)		
Literal question	(If there were more subsequent periods:) When did the last period of part time work end?		
Value	Label	Cases	Percentage
1	January	0	
2	February	0	
3	March	1	<div></div> 50.0%
4	April	0	
5	May	0	
6	June	0	
7	July	0	
8	August	0	
9	September	0	
10	October	0	
11	November	0	
12	December	1	<div></div> 50.0%
21	winter months at the beginning of the year (January, February)	0	
22	spring	0	
23	summer	0	
24	autumn	0	
25	winter at the end of the year (December)	0	
1501	winter	0	

# bn879m_3: Ending date (month) of last part time			
Value	Label	Cases	Percentage
97	does not know	0	
98	refusal	0	
99	not applicable/no response	4	
Sysmiss		3143	
Warning: these figures indicate the number of cases found in the data file. They cannot be interpreted as summary statistics of the population of interest.			
# bn879m_4: Ending date (month) of last part time			
Information	[Type= discrete] [Format=numeric] [Range= 1-2401] [Missing=*/97/98/99]		
Statistics [NW/ W]	[Valid=2 /-] [Invalid=3147 /-]		
Definition	Q 809  FRA, one additional value "1501-winter".		
Universe	If code 3 on Q 805 (variable bn875_1 ... bn875_*)		
Literal question	(If there were more subsequent periods:) When did the last period of part time work end?		
Value	Label	Cases	Percentage
1	January	0	
2	February	0	
3	March	0	
4	April	1	50.0%
5	May	0	
6	June	0	
7	July	1	50.0%
8	August	0	
9	September	0	
10	October	0	
11	November	0	
12	December	0	
21	winter months at the beginning of the year (January, February)	0	
22	spring	0	
23	summer	0	
24	autumn	0	
25	winter at the end of the year (December)	0	
1501	winter	0	
97	does not know	0	
98	refusal	0	
99	not applicable/no response	5	
Sysmiss		3142	
Warning: these figures indicate the number of cases found in the data file. They cannot be interpreted as summary statistics of the population of interest.			
# bn879m_5: Ending date (month) of last part time			
Information	[Type= continuous] [Format=numeric] [Range= 1-2401] [Missing=*/97/98/99]		
Statistics [NW/ W]	[Valid=0 /-] [Invalid=3149 /-]		
Definition	Q 809  FRA, one additional value "1501-winter".		
Universe	If code 3 on Q 805 (variable bn875_1 ... bn875_*)		

# **# bn879m\_5: Ending date (month) of last part time**

## **Literal question**

(If there were more subsequent periods:) When did the last period of part time work end?

Value	Label	Cases	Percentage
1	January	0	
2	February	0	
3	March	0	
4	April	0	
5	May	0	
6	June	0	
7	July	0	
8	August	0	
9	September	0	
10	October	0	
11	November	0	
12	December	0	
21	winter months at the beginning of the year (January, February)	0	
22	spring	0	
23	summer	0	
24	autumn	0	
25	winter at the end of the year (December)	0	
1501	winter	0	
97	does not know	0	
98	refusal	0	
99	not applicable/no response	1	

*Warning: these figures indicate the number of cases found in the data file. They cannot be interpreted as summary statistics of the population of interest.*

# bn879m_6: Ending date (month) of last part time			
Information	[Type= continuous] [Format=numeric] [Range= 1-2401] [Missing=*/97/98/99]		
Statistics [NW/ W]	[Valid=1 /-] [Invalid=3148 /-]		
Definition	Q 809 FRA, one additional value "1501-winter".		
Universe	If code 3 on Q 805 (variable bn875_1 ... bn875_*)		
Literal question	(If there were more subsequent periods:) When did the last period of part time work end?		
Value	Label	Cases	Percentage
1	January	0	
2	February	0	
3	March	0	
4	April	0	
5	May	0	
6	June	0	
7	July	0	
8	August	0	
9	September	0	
10	October	0	
11	November	0	
12	December	0	
21	winter months at the beginning of the year (January, February)	0	
22	spring	0	
23	summer	1	100.0%
24	autumn	0	
25	winter at the end of the year (December)	0	
1501	winter	0	
97	does not know	0	
98	refusal	0	
99	not applicable/no response	4	
Warning: these figures indicate the number of cases found in the data file. They cannot be interpreted as summary statistics of the population of interest.			
# bn879m_7: Ending date (month) of last part time			
Information	[Type= continuous] [Format=numeric] [Range= 1-2401] [Missing=*/97/98/99]		
Statistics [NW/ W]	[Valid=0 /-] [Invalid=3149 /-]		
Definition	Q 809 FRA, one additional value "1501-winter".		
Universe	If code 3 on Q 805 (variable bn875_1 ... bn875_*)		
Literal question	(If there were more subsequent periods:) When did the last period of part time work end?		
Value	Label	Cases	Percentage
1	January	0	
2	February	0	
3	March	0	
4	April	0	
5	May	0	
6	June	0	

# bn879m_7: Ending date (month) of last part time			
Value	Label	Cases	Percentage
7	July	0	
8	August	0	
9	September	0	
10	October	0	
11	November	0	
12	December	0	
21	winter months at the beginning of the year (January, February)	0	
22	spring	0	
23	summer	0	
24	autumn	0	
25	winter at the end of the year (December)	0	
1501	winter	0	
97	does not know	0	
98	refusal	0	
99	not applicable/no response	1	
<i>Warning: these figures indicate the number of cases found in the data file. They cannot be interpreted as summary statistics of the population of interest.</i>			
# bn879m_8: Ending date (month) of last part time			
Information	[Type= continuous] [Format=numeric] [Range= 1-2401] [Missing=*/97/98/99]		
Statistics [NW/ W]	[Valid=0 /-] [Invalid=3149 /-]		
Definition	Q 809  FRA, one additional value "1501-winter".		
Universe	If code 3 on Q 805 (variable bn875_1 ... bn875_*)		
Literal question	(If there were more subsequent periods:) When did the last period of part time work end?		
Value	Label	Cases	Percentage
1	January	0	
2	February	0	
3	March	0	
4	April	0	
5	May	0	
6	June	0	
7	July	0	
8	August	0	
9	September	0	
10	October	0	
11	November	0	
12	December	0	
21	winter months at the beginning of the year (January, February)	0	
22	spring	0	
23	summer	0	
24	autumn	0	
25	winter at the end of the year (December)	0	
1501	winter	0	
97	does not know	0	
98	refusal	0	

# bn879m_8: Ending date (month) of last part time			
Value	Label	Cases	Percentage
99	not applicable/no response	1	
<i>Warning: these figures indicate the number of cases found in the data file. They cannot be interpreted as summary statistics of the population of interest.</i>			
# bn879m_9: Ending date (month) of last part time			
Information	[Type= discrete] [Format=numeric] [Range= 1-2401] [Missing=*/97/98/99]		
Statistics [NW/ W]	[Valid=1 /-] [Invalid=3148 /-]		
Definition	Q 809 FRA, one additional value "1501-winter".		
Universe	If code 3 on Q 805 (variable bn875_1 ... bn875_*)		
Literal question	(If there were more subsequent periods:) When did the last period of part time work end?		
Value	Label	Cases	Percentage
1	January	0	
2	February	0	
3	March	0	
4	April	0	
5	May	1	100.0%
6	June	0	
7	July	0	
8	August	0	
9	September	0	
10	October	0	
11	November	0	
12	December	0	
21	winter months at the beginning of the year (January, February)	0	
22	spring	0	
23	summer	0	
24	autumn	0	
25	winter at the end of the year (December)	0	
1501	winter	0	
97	does not know	0	
98	refusal	0	
99	not applicable/no response	0	
Sysmiss		3148	
<i>Warning: these figures indicate the number of cases found in the data file. They cannot be interpreted as summary statistics of the population of interest.</i>			
# bn879y_1: Ending date (year) of last part time			
Information	[Type= continuous] [Format=numeric] [Range= 1956-2401] [Missing=*/9997/9998/9999]		
Statistics [NW/ W]	[Valid=6 /-] [Invalid=3143 /-]		
Definition	Q 809		
Universe	If code 3 on Q 805 (variable bn875_1 ... bn875_*)		
Literal question	(If there were more subsequent periods:) When did the last period of part time work end?		
Value	Label	Cases	Percentage
9997	does not know	0	
9998	refusal	0	



# bn879y_1: Ending date (year) of last part time			
Value	Label	Cases	Percentage
9999	not applicable/no response	7	
<i>Warning: these figures indicate the number of cases found in the data file. They cannot be interpreted as summary statistics of the population of interest.</i>			
# bn879y_2: Ending date (year) of last part time			
Information	[Type= continuous] [Format=numeric] [Range= 1971-2401] [Missing=*/9997/9998/9999]		
Statistics [NW/ W]	[Valid=9 /-] [Invalid=3140 /-]		
Definition	Q 809		
Universe	If code 3 on Q 805 (variable bn875_1 ... bn875_*)		
Literal question	(If there were more subsequent periods:) When did the last period of part time work end?		
Value	Label	Cases	Percentage
9997	does not know	0	
9998	refusal	0	
9999	not applicable/no response	30	
<i>Warning: these figures indicate the number of cases found in the data file. They cannot be interpreted as summary statistics of the population of interest.</i>			
# bn879y_3: Ending date (year) of last part time			
Information	[Type= continuous] [Format=numeric] [Range= 1999-2401] [Missing=*/9997/9998/9999]		
Statistics [NW/ W]	[Valid=2 /-] [Invalid=3147 /-]		
Definition	Q 809		
Universe	If code 3 on Q 805 (variable bn875_1 ... bn875_*)		
Literal question	(If there were more subsequent periods:) When did the last period of part time work end?		
Value	Label	Cases	Percentage
9997	does not know	0	
9998	refusal	0	
9999	not applicable/no response	4	
<i>Warning: these figures indicate the number of cases found in the data file. They cannot be interpreted as summary statistics of the population of interest.</i>			
# bn879y_4: Ending date (year) of last part time			
Information	[Type= continuous] [Format=numeric] [Range= 2000-2401] [Missing=*/9997/9998/9999]		
Statistics [NW/ W]	[Valid=2 /-] [Invalid=3147 /-]		
Definition	Q 809		
Universe	If code 3 on Q 805 (variable bn875_1 ... bn875_*)		
Literal question	(If there were more subsequent periods:) When did the last period of part time work end?		
Value	Label	Cases	Percentage
9997	does not know	0	
9998	refusal	0	
9999	not applicable/no response	5	
<i>Warning: these figures indicate the number of cases found in the data file. They cannot be interpreted as summary statistics of the population of interest.</i>			
# bn879y_5: Ending date (year) of last part time			
Information	[Type= continuous] [Format=numeric] [Range= 2401-2401] [Missing=*/9997/9998/9999]		
Statistics [NW/ W]	[Valid=0 /-] [Invalid=3149 /-]		
Definition	Q 809		
Universe	If code 3 on Q 805 (variable bn875_1 ... bn875_*)		
Literal question	(If there were more subsequent periods:) When did the last period of part time work end?		

# bn879y_5: Ending date (year) of last part time			
Value	Label	Cases	Percentage
9997	does not know	0	
9998	refusal	0	
9999	not applicable/no response	1	
<i>Warning: these figures indicate the number of cases found in the data file. They cannot be interpreted as summary statistics of the population of interest.</i>			
# bn879y_6: Ending date (year) of last part time			
Information	[Type= continuous] [Format=numeric] [Range= 2008-2401] [Missing=*/9997/9998/9999]		
Statistics [NW/ W]	[Valid=1 /-] [Invalid=3148 /-]		
Definition	Q 809		
Universe	If code 3 on Q 805 (variable bn875_1 ... bn875_*)		
Literal question	(If there were more subsequent periods:) When did the last period of part time work end?		
Value	Label	Cases	Percentage
9997	does not know	0	
9998	refusal	0	
9999	not applicable/no response	4	
<i>Warning: these figures indicate the number of cases found in the data file. They cannot be interpreted as summary statistics of the population of interest.</i>			
# bn879y_7: Ending date (year) of last part time			
Information	[Type= continuous] [Format=numeric] [Range= 2401-2401] [Missing=*/9997/9998/9999]		
Statistics [NW/ W]	[Valid=0 /-] [Invalid=3149 /-]		
Definition	Q 809		
Universe	If code 3 on Q 805 (variable bn875_1 ... bn875_*)		
Literal question	(If there were more subsequent periods:) When did the last period of part time work end?		
Value	Label	Cases	Percentage
9997	does not know	0	
9998	refusal	0	
9999	not applicable/no response	1	
<i>Warning: these figures indicate the number of cases found in the data file. They cannot be interpreted as summary statistics of the population of interest.</i>			
# bn879y_8: Ending date (year) of last part time			
Information	[Type= continuous] [Format=numeric] [Range= 2401-2401] [Missing=*/9997/9998/9999]		
Statistics [NW/ W]	[Valid=0 /-] [Invalid=3149 /-]		
Definition	Q 809		
Universe	If code 3 on Q 805 (variable bn875_1 ... bn875_*)		
Literal question	(If there were more subsequent periods:) When did the last period of part time work end?		
Value	Label	Cases	Percentage
9997	does not know	0	
9998	refusal	0	
9999	not applicable/no response	1	
<i>Warning: these figures indicate the number of cases found in the data file. They cannot be interpreted as summary statistics of the population of interest.</i>			
# bn879y_9: Ending date (year) of last part time			
Information	[Type= continuous] [Format=numeric] [Range= 2008-2401] [Missing=*/9997/9998/9999]		
Statistics [NW/ W]	[Valid=1 /-] [Invalid=3148 /-]		
Definition	Q 809		

# bn879y_9: Ending date (year) of last part time			
Universe		If code 3 on Q 805 (variable bn875_1 ... bn875_*)	
Literal question		(If there were more subsequent periods:) When did the last period of part time work end?	
Value	Label	Cases	Percentage
9997	does not know		
9998	refusal		
9999	not applicable/no response		
Warning: these figures indicate the number of cases found in the data file. They cannot be interpreted as summary statistics of the population of interest.			
# bn879_1AgeR: R's age at the end of last part time			
Information		[Type= continuous] [Format=numeric] [Range= 21-9999] [Missing=*/997/998/999]	
Statistics [NW/ W]		[Valid=6 /-] [Invalid=3143 /-]	
Definition		Derived variable from Q 809	
Universe		If code 3 on Q 805 (variable bn875_1 ... bn875_*)	
Literal question		(If there were more subsequent periods:) When did the last period of part time work end?	
Notes		R's time of birth was deducted from HH grid. If information on the month of birth / month when ended last part time was missing, a 6 (june) was used in the calculation. Values 21-25 for month values are converted in the followig way: "Beginning of the Year" = "January-February"; "Spring" = "May"; "Summer" = "August"; "Autumn" = "October"; "End of Year" = "December".	
Value	Label	Cases	Percentage
997	does not know		
998	refusal		
999	not applicable/no response		
Warning: these figures indicate the number of cases found in the data file. They cannot be interpreted as summary statistics of the population of interest.			
# bn879_2AgeR: R's age at the end of last part time			
Information		[Type= continuous] [Format=numeric] [Range= 19-9999] [Missing=*/997/998/999]	
Statistics [NW/ W]		[Valid=9 /-] [Invalid=3140 /-]	
Definition		Derived variable from Q 809	
Universe		If code 3 on Q 805 (variable bn875_1 ... bn875_*)	
Literal question		(If there were more subsequent periods:) When did the last period of part time work end?	
Notes		R's time of birth was deducted from HH grid. If information on the month of birth / month when ended last part time was missing, a 6 (june) was used in the calculation. Values 21-25 for month values are converted in the followig way: "Beginning of the Year" = "January-February"; "Spring" = "May"; "Summer" = "August"; "Autumn" = "October"; "End of Year" = "December".	
Value	Label	Cases	Percentage
997	does not know		
998	refusal		
999	not applicable/no response		
Warning: these figures indicate the number of cases found in the data file. They cannot be interpreted as summary statistics of the population of interest.			
# bn879_3AgeR: R's age at the end of last part time			
Information		[Type= continuous] [Format=numeric] [Range= 30-9999] [Missing=*/997/998/999]	
Statistics [NW/ W]		[Valid=2 /-] [Invalid=3147 /-]	
Definition		Derived variable from Q 809	
Universe		If code 3 on Q 805 (variable bn875_1 ... bn875_*)	
Literal question		(If there were more subsequent periods:) When did the last period of part time work end?	
Notes		R's time of birth was deducted from HH grid. If information on the month of birth / month when ended last part time was missing, a 6 (june) was used in the calculation. Values 21-25 for month values are converted in the followig way: "Beginning	

# bn879_3AgeR: R's age at the end of last part time			
		of the Year" = "January-February"; "Spring" = "May"; "Summer" = "August"; "Autumn" = "October"; "End of Year" = "December".	
Value	Label	Cases	Percentage
997	does not know		
998	refusal		
999	not applicable/no response		
<i>Warning: these figures indicate the number of cases found in the data file. They cannot be interpreted as summary statistics of the population of interest.</i>			
# bn879_4AgeR: R's age at the end of last part time			
Information	[Type= continuous] [Format=numeric] [Range= 28-9999] [Missing=*/997/998/999]		
Statistics [NW/ W]	[Valid=2 /-] [Invalid=3147 /-]		
Definition	Derived variable from Q 809		
Universe	If code 3 on Q 805 (variable bn875_1 ... bn875_*)		
Literal question	(If there were more subsequent periods:) When did the last period of part time work end?		
Notes	R's time of birth was deducted from HH grid. If information on the month of birth / month when ended last part time was missing, a 6 (june) was used in the calculation. Values 21-25 for month values are converted in the followig way: "Beginning of the Year" = "January-February"; "Spring" = "May"; "Summer" = "August"; "Autumn" = "October"; "End of Year" = "December".		
Value	Label	Cases	Percentage
997	does not know		
998	refusal		
999	not applicable/no response		
<i>Warning: these figures indicate the number of cases found in the data file. They cannot be interpreted as summary statistics of the population of interest.</i>			
# bn879_6AgeR: R's age at the end of last part time			
Information	[Type= continuous] [Format=numeric] [Range= 53-9999] [Missing=*/997/998/999]		
Statistics [NW/ W]	[Valid=1 /-] [Invalid=3148 /-]		
Definition	Derived variable from Q 809		
Universe	If code 3 on Q 805 (variable bn875_1 ... bn875_*)		
Literal question	(If there were more subsequent periods:) When did the last period of part time work end?		
Notes	R's time of birth was deducted from HH grid. If information on the month of birth / month when ended last part time was missing, a 6 (june) was used in the calculation. Values 21-25 for month values are converted in the followig way: "Beginning of the Year" = "January-February"; "Spring" = "May"; "Summer" = "August"; "Autumn" = "October"; "End of Year" = "December".		
Value	Label	Cases	Percentage
997	does not know		
998	refusal		
999	not applicable/no response		
<i>Warning: these figures indicate the number of cases found in the data file. They cannot be interpreted as summary statistics of the population of interest.</i>			
# bn879_9AgeR: R's age at the end of last part time			
Information	[Type= continuous] [Format=numeric] [Range= 54-9999] [Missing=*/997/998/999]		
Statistics [NW/ W]	[Valid=1 /-] [Invalid=3148 /-]		
Definition	Derived variable from Q 809		
Universe	If code 3 on Q 805 (variable bn875_1 ... bn875_*)		
Literal question	(If there were more subsequent periods:) When did the last period of part time work end?		
Notes	R's time of birth was deducted from HH grid. If information on the month of birth / month when ended last part time was missing, a 6 (june) was used in the calculation. Values 21-25 for month values are converted in the followig way: "Beginning		

# bn879_9AgeR: R's age at the end of last part time			
		of the Year" = "January-February"; "Spring" = "May"; "Summer" = "August"; "Autumn" = "October"; "End of Year" = "December".	
Value	Label	Cases	Percentage
997	does not know		
998	refusal		
999	not applicable/no response		
<i>Warning: these figures indicate the number of cases found in the data file. They cannot be interpreted as summary statistics of the population of interest.</i>			
# bn880: Studying next to main activity			
Information	[Type= discrete] [Format=numeric] [Range= 1-99] [Missing=*7/8/9]		
Statistics [NW/ W]	[Valid=3005 /-] [Invalid=144 /-]		
Definition	Q 810		
Universe	If code on 801 (variable bn871_1 ... bn871_*) is NOT 01 (studies)		
Pre-question	Interviewer Check: If R declared only one spell, and the code for this spell is 01 (studies) then go to next section!		
Literal question	Have you been studying while you were performing your main activity?		
Value	Label	Cases	Percentage
1	yes	290	<div><div></div>9.7%</div>
2	no	2715	<div><div></div>90.3%</div>
7	does not know	0	
8	refusal	0	
9	not applicable/no response	144	
<i>Warning: these figures indicate the number of cases found in the data file. They cannot be interpreted as summary statistics of the population of interest.</i>			
# bn881m_1: Starting date (month) of studies			
Information	[Type= discrete] [Format=numeric] [Range= 1-2401] [Missing=*97/98/99]		
Statistics [NW/ W]	[Valid=266 /-] [Invalid=2883 /-]		
Definition	Q 881		
Universe	If code 1 on Q 810 (variable bn880)		
Pre-question	Now I would like to talk about these periods of studying, starting with the first one if there has been several periods.		
Literal question	When did the first/next period start?		
Value	Label	Cases	Percentage
1	January	7	<div><div></div>2.6%</div>
2	February	3	<div><div></div>1.1%</div>
3	March	0	
4	April	3	<div><div></div>1.1%</div>
5	May	0	
6	June	7	<div><div></div>2.6%</div>
7	July	0	
8	August	2	<div><div></div>0.8%</div>
9	September	199	<div><div></div>74.8%</div>
10	October	26	<div><div></div>9.8%</div>
11	November	1	<div><div></div>0.4%</div>
12	December	0	
21	winter months at the beginning of the year (January, February)	3	<div><div></div>1.1%</div>
22	spring	1	<div><div></div>0.4%</div>
23	summer	11	<div><div></div>4.1%</div>

# bn881m_1: Starting date (month) of studies			
Value	Label	Cases	Percentage
24	autumn	3	<div><div></div></div> 1.1%
25	winter at the end of the year (December)	0	
1501	winter	0	
97	does not know	0	
98	refusal	0	
99	not applicable/no response	24	
Sysmiss		2859	
Warning: these figures indicate the number of cases found in the data file. They cannot be interpreted as summary statistics of the population of interest.			
# bn881m_2: Starting date (month) of studies			
Information	[Type= discrete] [Format=numeric] [Range= 1-2401] [Missing=*/97/98/99]		
Statistics [NW/ W]	[Valid=50 /-] [Invalid=3099 /-]		
Definition	Q 881		
Universe	If code 1 on Q 810 (variable bn880)		
Pre-question	Now I would like to talk about these periods of studying, starting with the first one if there has been several periods.		
Literal question	When did the first/next period start?		
Value	Label	Cases	Percentage
1	January	1	<div><div></div></div> 2.0%
2	February	5	<div><div></div></div> 10.0%
3	March	0	
4	April	0	
5	May	4	<div><div></div></div> 8.0%
6	June	0	
7	July	0	
8	August	0	
9	September	34	<div><div></div></div> 68.0%
10	October	4	<div><div></div></div> 8.0%
11	November	2	<div><div></div></div> 4.0%
12	December	0	
21	winter months at the beginning of the year (January, February)	0	
22	spring	0	
23	summer	0	
24	autumn	0	
25	winter at the end of the year (December)	0	
1501	winter	0	
97	does not know	0	
98	refusal	0	
99	not applicable/no response	240	
Sysmiss		2859	
Warning: these figures indicate the number of cases found in the data file. They cannot be interpreted as summary statistics of the population of interest.			
# bn881m_3: Starting date (month) of studies			
Information	[Type= discrete] [Format=numeric] [Range= 1-2401] [Missing=*/97/98/99]		
Statistics [NW/ W]	[Valid=13 /-] [Invalid=3136 /-]		
Definition	Q 881		

# bn881m_3: Starting date (month) of studies			
<b>Universe</b>		If code 1 on Q 810 (variable bn880)	
<b>Pre-question</b>		Now I would like to talk about these periods of studying, starting with the first one if there has been several periods.	
<b>Literal question</b>		When did the first/next period start?	
Value	Label	Cases	Percentage
1	January	1	<div><div></div></div> 7.7%
2	February	0	
3	March	1	<div><div></div></div> 7.7%
4	April	0	
5	May	0	
6	June	2	<div><div></div></div> 15.4%
7	July	0	
8	August	0	
9	September	7	<div><div></div></div> 53.8%
10	October	2	<div><div></div></div> 15.4%
11	November	0	
12	December	0	
21	winter months at the beginning of the year (January, February)	0	
22	spring	0	
23	summer	0	
24	autumn	0	
25	winter at the end of the year (December)	0	
1501	winter	0	
97	does not know	0	
98	refusal	0	
99	not applicable/no response	277	
Sysmiss		2859	
<i>Warning: these figures indicate the number of cases found in the data file. They cannot be interpreted as summary statistics of the population of interest.</i>			
# bn881m_4: Starting date (month) of studies			
<b>Information</b>		[Type= discrete] [Format=numeric] [Range= 1-2401] [Missing=*/97/98/99]	
<b>Statistics [NW/ W]</b>		[Valid=1 /-] [Invalid=3148 /-]	
<b>Definition</b>		Q 881	
<b>Universe</b>		If code 1 on Q 810 (variable bn880)	
<b>Pre-question</b>		Now I would like to talk about these periods of studying, starting with the first one if there has been several periods.	
<b>Literal question</b>		When did the first/next period start?	
Value	Label	Cases	Percentage
1	January	0	
2	February	0	
3	March	0	
4	April	0	
5	May	0	
6	June	0	
7	July	0	
8	August	0	
9	September	1	<div><div></div></div> 100.0%

# bn881m_4: Starting date (month) of studies			
Value	Label	Cases	Percentage
10	October	0	
11	November	0	
12	December	0	
21	winter months at the beginning of the year (January, February)	0	
22	spring	0	
23	summer	0	
24	autumn	0	
25	winter at the end of the year (December)	0	
1501	winter	0	
97	does not know	0	
98	refusal	0	
99	not applicable/no response	289	
Sysmiss		2859	
Warning: these figures indicate the number of cases found in the data file. They cannot be interpreted as summary statistics of the population of interest.			
# bn881m_5: Starting date (month) of studies			
Information	[Type= continuous] [Format=numeric] [Range= 1-2401] [Missing=*/97/98/99]		
Statistics [NW/ W]	[Valid=0 /-] [Invalid=3149 /-]		
Definition	Q 881		
Universe	If code 1 on Q 810 (variable bn880)		
Pre-question	Now I would like to talk about these periods of studying, starting with the first one if there has been several periods.		
Literal question	When did the first/next period start?		
Value	Label	Cases	Percentage
1	January	0	
2	February	0	
3	March	0	
4	April	0	
5	May	0	
6	June	0	
7	July	0	
8	August	0	
9	September	0	
10	October	0	
11	November	0	
12	December	0	
21	winter months at the beginning of the year (January, February)	0	
22	spring	0	
23	summer	0	
24	autumn	0	
25	winter at the end of the year (December)	0	
1501	winter	0	
97	does not know	0	
98	refusal	0	
99	not applicable/no response	290	
Warning: these figures indicate the number of cases found in the data file. They cannot be interpreted as summary statistics of the population of interest.			



# bn881y_1: Starting date (year) of studies			
Information	[Type= continuous] [Format=numeric] [Range= 1944-2401] [Missing=*/9997/9998/9999]		
Statistics [NW/ W]	[Valid=271 /-] [Invalid=2878 /-]		
Definition	Q 881		
Universe	If code 1 on Q 810 (variable bn880)		
Pre-question	Now I would like to talk about these periods of studying, starting with the first one if there has been several periods.		
Literal question	When did the first/next period start?		
Value	Label	Cases	Percentage
9997	does not know	0	
9998	refusal	0	
9999	not applicable/no response	19	
Warning: these figures indicate the number of cases found in the data file. They cannot be interpreted as summary statistics of the population of interest.			
# bn881y_2: Starting date (year) of studies			
Information	[Type= continuous] [Format=numeric] [Range= 1952-2401] [Missing=*/9997/9998/9999]		
Statistics [NW/ W]	[Valid=53 /-] [Invalid=3096 /-]		
Definition	Q 881		
Universe	If code 1 on Q 810 (variable bn880)		
Pre-question	Now I would like to talk about these periods of studying, starting with the first one if there has been several periods.		
Literal question	When did the first/next period start?		
Value	Label	Cases	Percentage
9997	does not know	0	
9998	refusal	0	
9999	not applicable/no response	237	
Warning: these figures indicate the number of cases found in the data file. They cannot be interpreted as summary statistics of the population of interest.			
# bn881y_3: Starting date (year) of studies			
Information	[Type= continuous] [Format=numeric] [Range= 1972-2401] [Missing=*/9997/9998/9999]		
Statistics [NW/ W]	[Valid=12 /-] [Invalid=3137 /-]		
Definition	Q 881		
Universe	If code 1 on Q 810 (variable bn880)		
Pre-question	Now I would like to talk about these periods of studying, starting with the first one if there has been several periods.		
Literal question	When did the first/next period start?		
Value	Label	Cases	Percentage
9997	does not know	0	
9998	refusal	0	
9999	not applicable/no response	278	
Warning: these figures indicate the number of cases found in the data file. They cannot be interpreted as summary statistics of the population of interest.			
# bn881y_4: Starting date (year) of studies			
Information	[Type= continuous] [Format=numeric] [Range= 2002-2401] [Missing=*/9997/9998/9999]		
Statistics [NW/ W]	[Valid=1 /-] [Invalid=3148 /-]		
Definition	Q 881		
Universe	If code 1 on Q 810 (variable bn880)		
Pre-question	Now I would like to talk about these periods of studying, starting with the first one if there has been several periods.		
Literal question	When did the first/next period start?		

# bn881y_4: Starting date (year) of studies			
Value	Label	Cases	Percentage
9997	does not know	0	
9998	refusal	0	
9999	not applicable/no response	289	
Warning: these figures indicate the number of cases found in the data file. They cannot be interpreted as summary statistics of the population of interest.			
# bn881y_5: Starting date (year) of studies			
Information	[Type= continuous] [Format=numeric] [Range= 2401-2401] [Missing=*/9997/9998/9999]		
Statistics [NW/ W]	[Valid=0 /-] [Invalid=3149 /-]		
Definition	Q 881		
Universe	If code 1 on Q 810 (variable bn880)		
Pre-question	Now I would like to talk about these periods of studying, starting with the first one if there has been several periods.		
Literal question	When did the first/next period start?		
Value	Label	Cases	Percentage
9997	does not know	0	
9998	refusal	0	
9999	not applicable/no response	290	
Warning: these figures indicate the number of cases found in the data file. They cannot be interpreted as summary statistics of the population of interest.			
# bn882m_1: Ending date (month) of studies			
Information	[Type= discrete] [Format=numeric] [Range= 1-2401] [Missing=*/97/98/99]		
Statistics [NW/ W]	[Valid=272 /-] [Invalid=2877 /-]		
Definition	Q 812 FRA, one additional value "1501-winter".		
Universe	If code 1 on Q 810 (variable bn880)		
Literal question	When did it end?		
Value	Label	Cases	Percentage
1	January	5	1.8%
2	February	3	1.1%
3	March	10	3.7%
4	April	16	5.9%
5	May	21	7.7%
6	June	166	61.0%
7	July	9	3.3%
8	August	4	1.5%
9	September	13	4.8%
10	October	6	2.2%
11	November	4	1.5%
12	December	4	1.5%
21	winter months at the beginning of the year (January, February)	2	0.7%
22	spring	7	2.6%
23	summer	2	0.7%
24	autumn	0	
25	winter at the end of the year (December)	0	
1501	winter	0	

# bn882m_1: Ending date (month) of studies			
Value	Label	Cases	Percentage
97	does not know	0	
98	refusal	0	
99	not applicable/no response	18	
Sysmiss		2859	
Warning: these figures indicate the number of cases found in the data file. They cannot be interpreted as summary statistics of the population of interest.			
# bn882m_2: Ending date (month) of studies			
Information	[Type= discrete] [Format=numeric] [Range= 1-2401] [Missing=*/97/98/99]		
Statistics [NW/ W]	[Valid=51 /-] [Invalid=3098 /-]		
Definition	Q 812  FRA, one additional value "1501-winter".		
Universe	If code 1 on Q 810 (variable bn880)		
Literal question	When did it end?		
Value	Label	Cases	Percentage
1	January	1	<div><div></div></div> 2.0%
2	February	1	<div><div></div></div> 2.0%
3	March	2	<div><div></div></div> 3.9%
4	April	1	<div><div></div></div> 2.0%
5	May	9	<div><div></div></div> 17.6%
6	June	27	<div><div></div></div> 52.9%
7	July	3	<div><div></div></div> 5.9%
8	August	2	<div><div></div></div> 3.9%
9	September	2	<div><div></div></div> 3.9%
10	October	1	<div><div></div></div> 2.0%
11	November	2	<div><div></div></div> 3.9%
12	December	0	
21	winter months at the beginning of the year (January, February)	0	
22	spring	0	
23	summer	0	
24	autumn	0	
25	winter at the end of the year (December)	0	
1501	winter	0	
97	does not know	0	
98	refusal	0	
99	not applicable/no response	239	
Sysmiss		2859	
Warning: these figures indicate the number of cases found in the data file. They cannot be interpreted as summary statistics of the population of interest.			
# bn882m_3: Ending date (month) of studies			
Information	[Type= discrete] [Format=numeric] [Range= 1-2401] [Missing=*/97/98/99]		
Statistics [NW/ W]	[Valid=14 /-] [Invalid=3135 /-]		
Definition	Q 812  FRA, one additional value "1501-winter".		
Universe	If code 1 on Q 810 (variable bn880)		

# bn882m_3: Ending date (month) of studies			
Literal question		When did it end?	
Value	Label	Cases	Percentage
1	January	0	
2	February	0	
3	March	0	
4	April	2	<div></div> 14.3%
5	May	1	<div></div> 7.1%
6	June	2	<div></div> 14.3%
7	July	5	<div></div> 35.7%
8	August	2	<div></div> 14.3%
9	September	1	<div></div> 7.1%
10	October	0	
11	November	1	<div></div> 7.1%
12	December	0	
21	winter months at the beginning of the year (January, February)	0	
22	spring	0	
23	summer	0	
24	autumn	0	
25	winter at the end of the year (December)	0	
1501	winter	0	
97	does not know	0	
98	refusal	0	
99	not applicable/no response	276	
Sysmiss		2859	
Warning: these figures indicate the number of cases found in the data file. They cannot be interpreted as summary statistics of the population of interest.			
# bn882m_4: Ending date (month) of studies			
Information		[Type= discrete] [Format=numeric] [Range= 1-2401] [Missing=*/97/98/99]	
Statistics [NW/ W]		[Valid=1 /-] [Invalid=3148 /-]	
Definition		Q 812 FRA, one additional value "1501-winter".	
Universe		If code 1 on Q 810 (variable bn880)	
Literal question		When did it end?	
Value	Label	Cases	Percentage
1	January	0	
2	February	0	
3	March	0	
4	April	0	
5	May	0	
6	June	1	<div></div> 100.0%
7	July	0	
8	August	0	
9	September	0	
10	October	0	
11	November	0	

# bn882m_4: Ending date (month) of studies			
Value	Label	Cases	Percentage
12	December	0	
21	winter months at the beginning of the year (January, February)	0	
22	spring	0	
23	summer	0	
24	autumn	0	
25	winter at the end of the year (December)	0	
1501	winter	0	
97	does not know	0	
98	refusal	0	
99	not applicable/no response	289	
Sysmiss		2859	
Warning: these figures indicate the number of cases found in the data file. They cannot be interpreted as summary statistics of the population of interest.			
# bn882m_5: Ending date (month) of studies			
Information	[Type= continuous] [Format=numeric] [Range= 1-2401] [Missing=*/97/98/99]		
Statistics [NW/ W]	[Valid=0 /-] [Invalid=3149 /-]		
Definition	Q 812  FRA, one additional value "1501-winter".		
Universe	If code 1 on Q 810 (variable bn880)		
Literal question	When did it end?		
Value	Label	Cases	Percentage
1	January	0	
2	February	0	
3	March	0	
4	April	0	
5	May	0	
6	June	0	
7	July	0	
8	August	0	
9	September	0	
10	October	0	
11	November	0	
12	December	0	
21	winter months at the beginning of the year (January, February)	0	
22	spring	0	
23	summer	0	
24	autumn	0	
25	winter at the end of the year (December)	0	
1501	winter	0	
97	does not know	0	
98	refusal	0	
99	not applicable/no response	290	
Warning: these figures indicate the number of cases found in the data file. They cannot be interpreted as summary statistics of the population of interest.			

# bn882y_1: Ending date (year) of studies			
Information	[Type= continuous] [Format=numeric] [Range= 1949-2401] [Missing=*/9997/9998/9999]		
Statistics [NW/ W]	[Valid=278 /-] [Invalid=2871 /-]		
Definition	Q 812		
Universe	If code 1 on Q 810 (variable bn880)		
Literal question	When did it end?		
Value	Label	Cases	Percentage
9997	does not know	0	
9998	refusal	0	
9999	not applicable/no response	12	
Warning: these figures indicate the number of cases found in the data file. They cannot be interpreted as summary statistics of the population of interest.			
# bn882y_2: Ending date (year) of studies			
Information	[Type= continuous] [Format=numeric] [Range= 1955-2401] [Missing=*/9997/9998/9999]		
Statistics [NW/ W]	[Valid=53 /-] [Invalid=3096 /-]		
Definition	Q 812		
Universe	If code 1 on Q 810 (variable bn880)		
Literal question	When did it end?		
Value	Label	Cases	Percentage
9997	does not know	0	
9998	refusal	0	
9999	not applicable/no response	237	
Warning: these figures indicate the number of cases found in the data file. They cannot be interpreted as summary statistics of the population of interest.			
# bn882y_3: Ending date (year) of studies			
Information	[Type= continuous] [Format=numeric] [Range= 2008-2401] [Missing=*/9997/9998/9999]		
Statistics [NW/ W]	[Valid=14 /-] [Invalid=3135 /-]		
Definition	Q 812		
Universe	If code 1 on Q 810 (variable bn880)		
Literal question	When did it end?		
Value	Label	Cases	Percentage
9997	does not know	0	
9998	refusal	0	
9999	not applicable/no response	276	
Warning: these figures indicate the number of cases found in the data file. They cannot be interpreted as summary statistics of the population of interest.			
# bn882y_4: Ending date (year) of studies			
Information	[Type= continuous] [Format=numeric] [Range= 2006-2401] [Missing=*/9997/9998/9999]		
Statistics [NW/ W]	[Valid=1 /-] [Invalid=3148 /-]		
Definition	Q 812		
Universe	If code 1 on Q 810 (variable bn880)		
Literal question	When did it end?		
Value	Label	Cases	Percentage
9997	does not know	0	
9998	refusal	0	
9999	not applicable/no response	289	

# bn882y_4: Ending date (year) of studies			
<i>Warning: these figures indicate the number of cases found in the data file. They cannot be interpreted as summary statistics of the population of interest.</i>			
# bn882y_5: Ending date (year) of studies			
Information	[Type= continuous] [Format=numeric] [Range= 2401-2401] [Missing=*/9997/9998/9999]		
Statistics [NW/ W]	[Valid=0 /-] [Invalid=3149 /-]		
Definition	Q 812		
Universe	If code 1 on Q 810 (variable bn880)		
Literal question	When did it end?		
Value	Label	Cases	Percentage
9997	does not know	0	
9998	refusal	0	
9999	not applicable/no response	290	
<i>Warning: these figures indicate the number of cases found in the data file. They cannot be interpreted as summary statistics of the population of interest.</i>			
# bn883_1: Highest reached education level			
Information	[Type= discrete] [Format=numeric] [Range= 0-2402] [Missing=*/97/98/99]		
Statistics [NW/ W]	[Valid=268 /-] [Invalid=2881 /-]		
Definition	<p>Q 813</p> <p>Country-specific additional values:</p> <ul style="list-style-type: none"> <li>- BGR: "1101 - secondary education level (all kinds)".</li> <li>- DEU: "1401 - still pupil", "1402 - still in training", "1403 - other education", "1404 - still pupil/still in training".</li> </ul> <p>Only country-specific values:</p> <ul style="list-style-type: none"> <li>- FRA: "1501 - 0-isc97", "1502 - 1-2-isc97", "1503 - 3a- ISCED 97", "1504 - 3b-ISCED 97", "1505 - 3c- ISCED 97", "1506 - 5a-6-ISCED 97", "1507 - 5b-ISCED 97".</li> </ul>		
Universe	If code 1 on Q 810 (variable bn880)		
Literal question	Which type of diploma or degree did you receive with these studies?		
Interviewer's instructions	Value from Card 112 [Country-specific list to be compatible with ISCED]		
Value	Label	Cases	Percentage
0	isc9d 0 - pre-primary education	0	
1	isc9d 1 - primary level	0	
2	isc9d 2 - lower secondary level	0	
3	isc9d 3 - upper secondary level	127	47.4%
4	isc9d 4 - post secondary non-tertiary	45	16.8%
5	isc9d 5 - first stage of tertiary	18	6.7%
6	isc9d 6 - second stage of tertiary	78	29.1%
1101	secondary education level (all kinds)	0	
1401	still pupil	0	
1402	still in training	0	
1403	other education	0	
1404	still pupil/still in training	0	
1501	0-ISCED 97	0	
1502	1-2-ISCED 97	0	
1503	3a- ISCED 97	0	
1504	3b-ISCED 97	0	
1505	3c- ISCED 97	0	
1506	5a-6-ISCED 97	0	

# bn883_1: Highest reached education level			
Value	Label	Cases	Percentage
1507	5b-ISCED 97	0	
97	does not know	0	
98	refusal	0	
99	not applicable/no response	22	
Sysmiss		2859	
Warning: these figures indicate the number of cases found in the data file. They cannot be interpreted as summary statistics of the population of interest.			
# bn883_2: Highest reached education level			
Information	[Type= discrete] [Format=numeric] [Range= 0-2402] [Missing=*/97/98/99]		
Statistics [NW/ W]	[Valid=46 -/] [Invalid=3103 -/]		
Definition	<p>Q 813</p> <p>Country-specific additional values:  - BGR: "1101 - secondary education level (all kinds)".  - DEU: "1401 - still pupil", "1402 - still in training", "1403 - other education", "1404 - still pupil/still in training".</p> <p>Only country-specific values:  - FRA: "1501 - 0-isc97", "1502 - 1-2-isc97", "1503 - 3a- ISCED 97", "1504 - 3b-ISCED 97", "1505 - 3c- ISCED 97", "1506 - 5a-6-ISCED 97", "1507 - 5b-ISCED 97".</p>		
Universe	If code 1 on Q 810 (variable bn880)		
Literal question	Which type of diploma or degree did you receive with these studies?		
Interviewer's instructions	Value from Card 112 [Country-specific list to be compatible with ISCED]		
Value	Label	Cases	Percentage
0	isc9d 0 - pre-primary education	0	
1	isc9d 1 - primary level	0	
2	isc9d 2 - lower secondary level	0	
3	isc9d 3 - upper secondary level	9	19.6%
4	isc9d 4 - post secondary non-tertiary	14	30.4%
5	isc9d 5 - first stage of tertiary	4	8.7%
6	isc9d 6 - second stage of tertiary	19	41.3%
1101	secondary education level (all kinds)	0	
1401	still pupil	0	
1402	still in training	0	
1403	other education	0	
1404	still pupil/still in training	0	
1501	0-ISCED 97	0	
1502	1-2-ISCED 97	0	
1503	3a- ISCED 97	0	
1504	3b-ISCED 97	0	
1505	3c- ISCED 97	0	
1506	5a-6-ISCED 97	0	
1507	5b-ISCED 97	0	
97	does not know	0	
98	refusal	0	
99	not applicable/no response	244	
Sysmiss		2859	
Warning: these figures indicate the number of cases found in the data file. They cannot be interpreted as summary statistics of the population of interest.			



# bn883_3: Highest reached education level			
Information	[Type= discrete] [Format=numeric] [Range= 0-2402] [Missing=*/97/98/99]		
Statistics [NW/ W]	[Valid=12 /-] [Invalid=3137 /-]		
Definition	<p>Q 813</p> <p>Country-specific additional values:</p> <ul style="list-style-type: none"> <li>- BGR: "1101 - secondary education level (all kinds)".</li> <li>- DEU: "1401 - still pupil", "1402 - still in training", "1403 - other education", "1404 - still pupil/still in training".</li> </ul> <p>Only country-specific values:</p> <ul style="list-style-type: none"> <li>- FRA: "1501 - 0-iscsed97", "1502 - 1-2-iscsed97", "1503 - 3a- ISCED 97", "1504 - 3b-ISCED 97", "1505 - 3c- ISCED 97", "1506 - 5a-6-ISCED 97", "1507 - 5b-ISCED 97".</li> </ul>		
Universe	If code 1 on Q 810 (variable bn880)		
Literal question	Which type of diploma or degree did you receive with these studies?		
Interviewer's instructions	Value from Card 112 [Country-specific list to be compatible with ISCED]		
Value	Label	Cases	Percentage
0	iscsed 0 - pre-primary education	0	
1	iscsed 1 - primary level	0	
2	iscsed 2 - lower secondary level	0	
3	iscsed 3 - upper secondary level	2	16.7%
4	iscsed 4 - post secondary non-tertiary	4	33.3%
5	iscsed 5 - first stage of tertiary	2	16.7%
6	iscsed 6 - second stage of tertiary	4	33.3%
1101	secondary education level (all kinds)	0	
1401	still pupil	0	
1402	still in training	0	
1403	other education	0	
1404	still pupil/still in training	0	
1501	0-ISCED 97	0	
1502	1-2-ISCED 97	0	
1503	3a- ISCED 97	0	
1504	3b-ISCED 97	0	
1505	3c- ISCED 97	0	
1506	5a-6-ISCED 97	0	
1507	5b-ISCED 97	0	
97	does not know	0	
98	refusal	0	
99	not applicable/no response	278	
Sysmiss		2859	
Warning: these figures indicate the number of cases found in the data file. They cannot be interpreted as summary statistics of the population of interest.			
# bn883_4: Highest reached education level			
Information	[Type= discrete] [Format=numeric] [Range= 0-2402] [Missing=*/97/98/99]		
Statistics [NW/ W]	[Valid=1 /-] [Invalid=3148 /-]		
Definition	<p>Q 813</p> <p>Country-specific additional values:</p> <ul style="list-style-type: none"> <li>- BGR: "1101 - secondary education level (all kinds)".</li> <li>- DEU: "1401 - still pupil", "1402 - still in training", "1403 - other education", "1404 - still pupil/still in training".</li> </ul> <p>Only country-specific values:</p>		

# bn883_4: Highest reached education level			
	- FRA: "1501 - 0-isc97", "1502 - 1-2-isc97", "1503 - 3a- ISCED 97", "1504 - 3b-ISCED 97", "1505 - 3c- ISCED 97", "1506 - 5a-6-ISCED 97", "1507 - 5b-ISCED 97".		
<b>Universe</b>	If code 1 on Q 810 (variable bn880)		
<b>Literal question</b>	Which type of diploma or degree did you receive with these studies?		
<b>Interviewer's instructions</b>	Value from Card 112 [Country-specific list to be compatible with ISCED]		
Value	Label	Cases	Percentage
0	isc9d 0 - pre-primary education	0	
1	isc9d 1 - primary level	0	
2	isc9d 2 - lower secondary level	0	
3	isc9d 3 - upper secondary level	0	
4	isc9d 4 - post secondary non-tertiary	0	
5	isc9d 5 - first stage of tertiary	0	
6	isc9d 6 - second stage of tertiary	1	100.0%
1101	secondary education level (all kinds)	0	
1401	still pupil	0	
1402	still in training	0	
1403	other education	0	
1404	still pupil/still in training	0	
1501	0-ISCED 97	0	
1502	1-2-ISCED 97	0	
1503	3a- ISCED 97	0	
1504	3b-ISCED 97	0	
1505	3c- ISCED 97	0	
1506	5a-6-ISCED 97	0	
1507	5b-ISCED 97	0	
97	does not know	0	
98	refusal	0	
99	not applicable/no response	289	
Sysmiss		2859	
<i>Warning: these figures indicate the number of cases found in the data file. They cannot be interpreted as summary statistics of the population of interest.</i>			
# bn883_5: Highest reached education level			
<b>Information</b>	[Type= continuous] [Format=numeric] [Range= 0-2402] [Missing=*/97/98/99]		
<b>Statistics [NW/ W]</b>	[Valid=0 /-] [Invalid=3149 /-]		
<b>Definition</b>	<p>Q 813</p> <p>Country-specific additional values:</p> <p>- BGR: "1101 - secondary education level (all kinds)".</p> <p>- DEU: "1401 - still pupil", "1402 - still in training", "1403 - other education", "1404 - still pupil/still in training".</p> <p>Only country-specific values:</p> <p>- FRA: "1501 - 0-isc97", "1502 - 1-2-isc97", "1503 - 3a- ISCED 97", "1504 - 3b-ISCED 97", "1505 - 3c- ISCED 97", "1506 - 5a-6-ISCED 97", "1507 - 5b-ISCED 97".</p>		
<b>Universe</b>	If code 1 on Q 810 (variable bn880)		
<b>Literal question</b>	Which type of diploma or degree did you receive with these studies?		
<b>Interviewer's instructions</b>	Value from Card 112 [Country-specific list to be compatible with ISCED]		
Value	Label	Cases	Percentage
0	isc9d 0 - pre-primary education	0	

# bn883_5: Highest reached education level			
Value	Label	Cases	Percentage
1	iscd 1 - primary level	0	
2	iscd 2 - lower secondary level	0	
3	iscd 3 - upper secondary level	0	
4	iscd 4 - post secondary non-tertiary	0	
5	iscd 5 - first stage of tertiary	0	
6	iscd 6 - second stage of tertiary	0	
1101	secondary education level (all kinds)	0	
1401	still pupil	0	
1402	still in training	0	
1403	other education	0	
1404	still pupil/still in training	0	
1501	0-ISCED 97	0	
1502	1-2-ISCED 97	0	
1503	3a- ISCED 97	0	
1504	3b-ISCED 97	0	
1505	3c- ISCED 97	0	
1506	5a-6-ISCED 97	0	
1507	5b-ISCED 97	0	
97	does not know	0	
98	refusal	0	
99	not applicable/no response	290	
Warning: these figures indicate the number of cases found in the data file. They cannot be interpreted as summary statistics of the population of interest.			
# bn884_1: Studying next to main activity			
Information	[Type= discrete] [Format=numeric] [Range= 1-99] [Missing=*/7/8/9]		
Statistics [NW/ W]	[Valid=259 /-] [Invalid=2890 /-]		
Definition	Q 814		
Universe	If code 1 on Q 810 (variable bn880)		
Literal question	After that, have you been studying while you were performing your main activity?		
Value	Label	Cases	Percentage
1	yes	54	20.8%
2	no	205	79.2%
7	does not know	0	
8	refusal	0	
9	not applicable/no response	0	
Sysmiss		2890	
Warning: these figures indicate the number of cases found in the data file. They cannot be interpreted as summary statistics of the population of interest.			
# bn884_2: Studying next to main activity			
Information	[Type= discrete] [Format=numeric] [Range= 1-99] [Missing=*/7/8/9]		
Statistics [NW/ W]	[Valid=43 /-] [Invalid=3106 /-]		
Definition	Q 814		
Universe	If code 1 on Q 810 (variable bn880)		
Literal question	After that, have you been studying while you were performing your main activity?		

# bn884_2: Studying next to main activity			
Value	Label	Cases	Percentage
1	yes	14	<div><div></div></div> 32.6%
2	no	29	<div><div></div></div> 67.4%
7	does not know	0	
8	refusal	0	
9	not applicable/no response	0	
Sysmiss		3106	
Warning: these figures indicate the number of cases found in the data file. They cannot be interpreted as summary statistics of the population of interest.			
# bn884_3: Studying next to main activity			
Information	[Type= discrete] [Format=numeric] [Range= 1-99] [Missing=*7/8/9]		
Statistics [NW/ W]	[Valid=14 /-] [Invalid=3135 /-]		
Definition	Q 814		
Universe	If code 1 on Q 810 (variable bn880)		
Literal question	After that, have you been studying while you were performing your main activity?		
Value	Label	Cases	Percentage
1	yes	1	<div><div></div></div> 7.1%
2	no	13	<div><div></div></div> 92.9%
7	does not know	0	
8	refusal	0	
9	not applicable/no response	0	
Sysmiss		3135	
Warning: these figures indicate the number of cases found in the data file. They cannot be interpreted as summary statistics of the population of interest.			
# bn884_4: Studying next to main activity			
Information	[Type= discrete] [Format=numeric] [Range= 1-99] [Missing=*7/8/9]		
Statistics [NW/ W]	[Valid=1 /-] [Invalid=3148 /-]		
Definition	Q 814		
Universe	If code 1 on Q 810 (variable bn880)		
Literal question	After that, have you been studying while you were performing your main activity?		
Value	Label	Cases	Percentage
1	yes	0	
2	no	1	<div><div></div></div> 100.0%
7	does not know	0	
8	refusal	0	
9	not applicable/no response	0	
Sysmiss		3148	
Warning: these figures indicate the number of cases found in the data file. They cannot be interpreted as summary statistics of the population of interest.			
# bn885: Intention to start/ resume education			
Information	[Type= discrete] [Format=numeric] [Range= 1-1802] [Missing=*7/8/9]		
Statistics [NW/ W]	[Valid=2950 /-] [Invalid=199 /-]		
Definition	Q 815		
Universe	If code on 801 (variable bn871_1 ... bn871_*) is NOT 01 (studies)		
Pre-question	Interviewer Check: Please check does the R currently study? If yes, then go to 901. If no, then continue.		
Literal question	Do you intend to start / resume your education within the next three years?		

# **# bn885: Intention to start/ resume education**

Value	Label	Cases	Percentage
1	definitely not	2481	<div><div></div></div> 84.1%
2	probably not	351	<div><div></div></div> 11.9%
3	probably yes	82	<div><div></div></div> 2.8%
4	definitely yes	36	<div><div></div></div> 1.2%
7	does not know	0	
8	refusal	0	
9	not applicable/no response	88	
Sysmiss		111	









*Warning: these figures indicate the number of cases found in the data file. They cannot be interpreted as summary statistics of the population of interest.*

# b901: Partner/spouse's activity (W2)			
Information	[Type= discrete] [Format=numeric] [Range= 1-2601] [Missing=*/97/98/99]		
Statistics [NW/ W]	[Valid=1982 /-] [Invalid=1167 /-]		
Definition	<p>Q 1001</p> <p>Country-specific additional values:</p> <ul style="list-style-type: none"> <li>- AUS: "2401-on maternity leave, parental leave or child-care leave".</li> <li>- DEU: "1401-maternity/parental leave", "1402-employed or self-employed".</li> <li>- FRA: "1501-in apprenticeship or paid training", "1502-employed or self-employed".</li> <li>- GEO: "1301-on maternity leave, parental leave or child-care leave".</li> <li>- POL: "2601-maternity leave"</li> </ul> <p>ITA: Self-Employed are categorised as employed.</p>		
Universe	If R is partnered		
Literal question	Now I would like to ask you some questions about your partner's/spouse's present work and daily activities. Early in the interview you have told me that your partner/spouse is [answer to Q 109 in Household Grid or answer to Q 334.		
Post-question	Look up the answer to 109 or to 334, code it below, and follow the corresponding route to further questions.		
Value	Label	Cases	Percentage
1	student, in school, in vocational training	47	2.4%
2	employed	1077	54.3%
3	self-employed	158	8.0%
4	helping family member in a family business or farm	5	0.3%
5	unemployed	42	2.1%
6	retired	498	25.1%
7	in military or social service	0	
8	homemaker	14	0.7%
9	maternity leave	46	2.3%
10	parental leave, care leave	18	0.9%
11	ill or disabled for a long time or permanently	68	3.4%
12	other status	9	0.5%
1301	on maternity leave, parental leave or child-care leave	0	
1401	maternity/parental leave	0	
1402	employed or self-employed	0	
1501	in apprenticeship or paid training	0	
1502	employed or self-employed	0	
2401	employed or self-employed	0	
2601	maternity leave	0	
97	does not know	0	
98	refusal	0	
99	no response/not applicable	0	
Sysmiss		1167	
Warning: these figures indicate the number of cases found in the data file. They cannot be interpreted as summary statistics of the population of interest.			
# b902: Is partner/spouse on maternity, parental or childcare leave			
Information	[Type= discrete] [Format=numeric] [Range= 1-1502] [Missing=*/7/8/9]		
Statistics [NW/ W]	[Valid=18 /-] [Invalid=3131 /-]		
Definition	<p>Q 1002</p> <ul style="list-style-type: none"> <li>- FRA, one additional value: "1501- maternity leave".</li> <li>- DEU, one additional value: "1401 - maternity leave".</li> </ul>		











# b902: Is partner/spouse on maternity, parental or childcare leave			
Universe		If code 10 on Q 1001	
Literal question		Is your partner/spouse on parental leave or on childcare leave?	
Value	Label	Cases	Percentage
1	on paternity leave	11	<div></div> 61.1%
2	on childcare leave	7	<div></div> 38.9%
1401	maternity leave	0	
1501	maternity leave	0	
7	does not know	0	
8	refusal	0	
9	no response/not applicable	0	
Sysmiss		3131	
Warning: these figures indicate the number of cases found in the data file. They cannot be interpreted as summary statistics of the population of interest.			
# b903m: Starting date (mnth) of partner/spouse's leave (W2)			
Information		[Type= discrete] [Format=numeric] [Range= 1-2401] [Missing=*/97/98/99]	
Statistics [NW/ W]		[Valid=51 /-] [Invalid=3098 /-]	
Definition		Q 1003	
Universe		If code 9 OR 10 on Q 1001	
Literal question		In what month and year did your partner/spouse start this leave?	
Value	Label	Cases	Percentage
1	January	5	<div></div> 9.8%
2	February	4	<div></div> 7.8%
3	March	7	<div></div> 13.7%
4	April	4	<div></div> 7.8%
5	May	4	<div></div> 7.8%
6	June	7	<div></div> 13.7%
7	July	1	<div></div> 2.0%
8	August	6	<div></div> 11.8%
9	September	3	<div></div> 5.9%
10	October	3	<div></div> 5.9%
11	November	1	<div></div> 2.0%
12	December	0	
21	winter months at the beginning of the year (January, February)	1	<div></div> 2.0%
22	spring	0	
23	summer	4	<div></div> 7.8%
24	autumn	1	<div></div> 2.0%
25	winter at the end of the year (December)	0	
1501	winter	0	
97	does not know	0	
98	refusal	0	
99	no response/not applicable	13	
Sysmiss		3085	
Warning: these figures indicate the number of cases found in the data file. They cannot be interpreted as summary statistics of the population of interest.			
# b903y: Starting date (yr) of partner/spouse's leave (W2)			
Information		[Type= discrete] [Format=numeric] [Range= 1985-2401] [Missing=*/9997/9998/9999]	

# b903y: Starting date (yr) of partner/spouse's leave (W2)			
Statistics [NW/ W]	[Valid=54 /-] [Invalid=3095 /-]		
Definition	Q 1003		
Universe	If code 9 OR 10 on Q 1001		
Literal question	In what month and year did your partner/spouse start this leave?		
Value	Label	Cases	Percentage
2002		3	<div><div></div></div> 5.6%
2003		4	<div><div></div></div> 7.4%
2004		1	<div><div></div></div> 1.9%
2005		16	<div><div></div></div> 29.6%
2006		9	<div><div></div></div> 16.7%
2007		14	<div><div></div></div> 25.9%
2008		7	<div><div></div></div> 13.0%
9997	does not know	0	
9998	refusal	0	
9999	no response/not applicable	10	
Sysmiss		3085	
Warning: these figures indicate the number of cases found in the data file. They cannot be interpreted as summary statistics of the population of interest.			
# b905: Opportunity for partner/spouse to resume work after parental leave			
Information	[Type= discrete] [Format=numeric] [Range= 1-99] [Missing=*/7/8/9]		
Statistics [NW/ W]	[Valid=60 /-] [Invalid=3089 /-]		
Definition	Q 1005		
Universe	If code 9 or 10 on Q 1001		
Literal question	Does your partner/spouse have the opportunity to resume work after his/her maternity/parental/childcare leave has ended?		
Value	Label	Cases	Percentage
1	yes	40	<div><div></div></div> 66.7%
2	no	20	<div><div></div></div> 33.3%
7	does not know	4	
8	refusal	0	
9	no response/not applicable	0	
Sysmiss		3085	
Warning: these figures indicate the number of cases found in the data file. They cannot be interpreted as summary statistics of the population of interest.			
# b906a: Partner/spouse's intention to resume work after leave			
Information	[Type= discrete] [Format=numeric] [Range= 1-1504] [Missing=*/7/8/9]		
Statistics [NW/ W]	[Valid=38 /-] [Invalid=3111 /-]		
Definition	Q 1006.a  Only country-specific values: - FRA: "1501 - no", "1502 - probably no", "1503 - probably yes", "1504 - yes".		
Universe	If code 1 on Q 1005		
Literal question	Does your partner/spouse want to resume work after his/her leave has ended?		
Value	Label	Cases	Percentage
1	yes	24	<div><div></div></div> 63.2%
2	no	3	<div><div></div></div> 7.9%
3	partner is not sure	11	<div><div></div></div> 28.9%



# b906a: Partner/spouse's intention to resume work after leave			
Value	Label	Cases	Percentage
1501	no	0	
1502	probably no	0	
1503	probably yes	0	
1504	yes	0	
7	does not know	2	
8	refusal	0	
9	no response/not applicable	0	
Sysmiss		3109	
Warning: these figures indicate the number of cases found in the data file. They cannot be interpreted as summary statistics of the population of interest.			
# b906b: Partner would like to resume work after leave			
Information	[Type= discrete] [Format=numeric] [Range= 1-1504] [Missing=*/7/8/9]		
Statistics [NW/ W]	[Valid=17 /-] [Invalid=3132 /-]		
Definition	Q 1006.b		
Universe	If code 2 on 1005		
Literal question	Would your partner/spouse like to resume work after his/her leave has ended?		
Value	Label	Cases	Percentage
1	yes	3	 17.6%
2	no	9	 52.9%
3	partner is not sure	5	 29.4%
1501	no	0	
1502	probably no	0	
1503	probably yes	0	
1504	yes	0	
7	does not know	3	
8	refusal	0	
9	no response/not applicable	0	
Sysmiss		3129	
Warning: these figures indicate the number of cases found in the data file. They cannot be interpreted as summary statistics of the population of interest.			
# b907m: Starting date (mnth) when partner became unemployed (W2)			
Information	[Type= discrete] [Format=numeric] [Range= 1-2401] [Missing=*/97/98/99]		
Statistics [NW/ W]	[Valid=32 /-] [Invalid=3117 /-]		
Definition	Q 1007  FRA, one additional item "1501-winter".		
Universe	If code 5 on 1001		
Literal question	In what month and year did he/she become unemployed?		
Value	Label	Cases	Percentage
1	January	4	 12.5%
2	February	5	 15.6%
3	March	1	 3.1%
4	April	4	 12.5%
5	May	2	 6.2%
6	June	2	 6.2%

# b907m: Starting date (mnth) when partner became unemployed (W2)			
Value	Label	Cases	Percentage
7	July	2	<div><div></div></div> 6.2%
8	August	2	<div><div></div></div> 6.2%
9	September	2	<div><div></div></div> 6.2%
10	October	1	<div><div></div></div> 3.1%
11	November	0	
12	December	2	<div><div></div></div> 6.2%
21	winter months at the beginning of the year (January, February)	1	<div><div></div></div> 3.1%
22	spring	0	
23	summer	2	<div><div></div></div> 6.2%
24	autumn	2	<div><div></div></div> 6.2%
25	winter at the end of the year (December)	0	
1501	winter	0	
97	does not know	0	
98	refusal	0	
99	no response/not applicable	10	
Sysmiss		3107	
Warning: these figures indicate the number of cases found in the data file. They cannot be interpreted as summary statistics of the population of interest.			
# b907y: Starting date (yr) when partner became unemployed (W2)			
Information	[Type= discrete] [Format=numeric] [Range= 997-24002] [Missing=*/9997/9998/9999]		
Statistics [NW/ W]	[Valid=33 /-] [Invalid=3116 /-]		
Definition	Q 1007  AUS, two specific items: "24001-Less than 2 years ago", "24002-2 to less than 5 years ago".		
Universe	If code 5 on 1001		
Literal question	In what month and year did he/she become unemployed?		
Value	Label	Cases	Percentage
1992		1	<div><div></div></div> 3.0%
1998		1	<div><div></div></div> 3.0%
2002		1	<div><div></div></div> 3.0%
2003		1	<div><div></div></div> 3.0%
2005		3	<div><div></div></div> 9.1%
2006		3	<div><div></div></div> 9.1%
2007		9	<div><div></div></div> 27.3%
2008		14	<div><div></div></div> 42.4%
24001	Less than 2 years ago	0	
24002	2 to less than 5 years ago	0	
9997	does not know	0	
9998	refusal	0	
9999	no response/not applicable	9	
Sysmiss		3107	
Warning: these figures indicate the number of cases found in the data file. They cannot be interpreted as summary statistics of the population of interest.			
# b907Dur: Duration of partner's unemployment (W2)			
Information	[Type= discrete] [Format=numeric] [Range= 0-24002] [Missing=*/997/998/999]		
Statistics [NW/ W]	[Valid=33 /-] [Invalid=3116 /-]		

# b907Dur: Duration of partner's unemployment (W2)			
<b>Definition</b>	Derived variable from Q 1007		
<b>Universe</b>	If code 5 on 1001		
<b>Literal question</b>	In what month and year did he/she become unemployed?		
<b>Notes</b>	The duration was deducted from the time of interview (variables byear and bmonth). Duration is expressed in years.		
Value	Label	Cases	Percentage
0		21	 63.6%
1		4	 12.1%
2		3	 9.1%
3		1	 3.0%
5		1	 3.0%
6		1	 3.0%
9		1	 3.0%
15		1	 3.0%
997	does not know	0	
998	refusal	0	
999	no response/not applicable	0	
Sysmiss		3116	
<i>Warning: these figures indicate the number of cases found in the data file. They cannot be interpreted as summary statistics of the population of interest.</i>			
# b908: Did partner have any job/business just before being unemployed (W2)			
<b>Information</b>	[Type= discrete] [Format=numeric] [Range= 1-99] [Missing=*/7/8/9]		
<b>Statistics [NW/ W]</b>	[Valid=42 /-] [Invalid=3107 /-]		
<b>Definition</b>	Q 1008		
<b>Universe</b>	If code 5 on 1001		
<b>Literal question</b>	Did your partner/spouse have a job or business directly before he/she became unemployed?		
Value	Label	Cases	Percentage
1	yes	34	 81.0%
2	no	8	 19.0%
7	does not know	0	
8	refusal	0	
9	no response/not applicable	0	
Sysmiss		3107	
<i>Warning: these figures indicate the number of cases found in the data file. They cannot be interpreted as summary statistics of the population of interest.</i>			
# b909m: Starting date (mnth) when partner in school (W2)			
<b>Information</b>	[Type= discrete] [Format=numeric] [Range= 1-2401] [Missing=*/97/98/99]		
<b>Statistics [NW/ W]</b>	[Valid=41 /-] [Invalid=3108 /-]		
<b>Definition</b>	Q 1009  FRA, one additional item "1501-winter".		
<b>Universe</b>	If code 1 on 1001		
<b>Literal question</b>	Since what month and year is your partner/spouse a student, in school, or in vocational training?		
Value	Label	Cases	Percentage
1	January	0	
2	February	0	
3	March	0	

# b909m: Starting date (mnth) when partner in school (W2)			
Value	Label	Cases	Percentage
4	April	0	
5	May	0	
6	June	1	2.4%
7	July	0	
8	August	0	
9	September	33	80.5%
10	October	6	14.6%
11	November	0	
12	December	0	
21	winter months at the beginning of the year (January, February)	1	2.4%
22	spring	0	
23	summer	0	
24	autumn	0	
25	winter at the end of the year (December)	0	
1501	winter	0	
97	does not know	0	
98	refusal	0	
99	no response/not applicable	6	
Sysmiss		3102	
Warning: these figures indicate the number of cases found in the data file. They cannot be interpreted as summary statistics of the population of interest.			
# b909y: Starting date (yr) when partner in school (W2)			
Information	[Type= discrete] [Format=numeric] [Range= 1982-2401] [Missing=*/9997/9998/9999]		
Statistics [NW/ W]	[Valid=40 /-] [Invalid=3109 /-]		
Universe	If code 1 on 1001		
Literal question	Since what month and year is your partner/spouse a student, in school, or in vocational training?		
Value	Label	Cases	Percentage
2000		1	2.5%
2001		1	2.5%
2002		2	5.0%
2003		2	5.0%
2004		6	15.0%
2005		8	20.0%
2006		11	27.5%
2007		9	22.5%
9997	does not know	0	
9998	refusal	0	
9999	no response/not applicable	7	
Sysmiss		3102	
Warning: these figures indicate the number of cases found in the data file. They cannot be interpreted as summary statistics of the population of interest.			
# b910: Did partner have any job/business just before beginning school (W2)			
Information	[Type= discrete] [Format=numeric] [Range= 1-99] [Missing=*/7/8/9]		
Statistics [NW/ W]	[Valid=47 /-] [Invalid=3102 /-]		
Definition	Q 1010		

# b910: Did partner have any job/business just before beginning school (W2)				
Universe		If code 1 on 1001		
Literal question		Did your partner/spouse have a job or business directly before he/she started this education or training?		
Value	Label	Cases	Percentage	
1	yes	3	<div><div></div></div>	6.4%
2	no	44	<div><div></div></div>	93.6%
7	does not know	0		
8	refusal	0		
9	no response/not applicable	0		
Sysmiss		3102		
Warning: these figures indicate the number of cases found in the data file. They cannot be interpreted as summary statistics of the population of interest.				
# b911m: Starting date (mnth) when partner became retired (W2)				
Information		[Type= discrete] [Format=numeric] [Range= 1-2401] [Missing=*/97/98/99]		
Statistics [NW/ W]		[Valid=404 /-] [Invalid=2745 /-]		
Definition		Q 1011  FRA, one additional item "1501-winter".		
Universe		If code 6 on 1001		
Literal question		In what month and year did your partner/spouse retire?		
Value	Label	Cases	Percentage	
1	January	46	<div><div></div></div>	11.4%
2	February	13	<div><div></div></div>	3.2%
3	March	35	<div><div></div></div>	8.7%
4	April	21	<div><div></div></div>	5.2%
5	May	34	<div><div></div></div>	8.4%
6	June	55	<div><div></div></div>	13.6%
7	July	31	<div><div></div></div>	7.7%
8	August	14	<div><div></div></div>	3.5%
9	September	23	<div><div></div></div>	5.7%
10	October	25	<div><div></div></div>	6.2%
11	November	16	<div><div></div></div>	4.0%
12	December	45	<div><div></div></div>	11.1%
21	winter months at the beginning of the year (January, February)	11	<div><div></div></div>	2.7%
22	spring	14	<div><div></div></div>	3.5%
23	summer	11	<div><div></div></div>	2.7%
24	autumn	10	<div><div></div></div>	2.5%
25	winter at the end of the year (December)	0		
1501	winter	0		
97	does not know	0		
98	refusal	0		
99	no response/not applicable	94		
Sysmiss		2651		
Warning: these figures indicate the number of cases found in the data file. They cannot be interpreted as summary statistics of the population of interest.				
# b911y: Starting date (yr) when partner became retired (W2)				
Information		[Type= discrete] [Format=numeric] [Range= 1940-2401] [Missing=*/9997/9998/9999]		
Statistics [NW/ W]		[Valid=462 /-] [Invalid=2687 /-]		

# b911y: Starting date (yr) when partner became retired (W2)			
Definition	Q 1011		
Universe	If code 6 on 1001		
Literal question	In what month and year did your partner/spouse retire?		
Value	Label	Cases	Percentage
1940		1	0.2%
1955		1	0.2%
1957		1	0.2%
1965		1	0.2%
1974		1	0.2%
1978		1	0.2%
1981		1	0.2%
1983		2	0.4%
1984		1	0.2%
1985		3	0.6%
1986		3	0.6%
1987		5	1.1%
1988		11	2.4%
1989		10	2.2%
1990		21	4.5%
1991		23	5.0%
1992		11	2.4%
1993		14	3.0%
1994		13	2.8%
1995		17	3.7%
1996		22	4.8%
1997		21	4.5%
1998		17	3.7%
1999		13	2.8%
2000		37	8.0%
2001		23	5.0%
2002		23	5.0%
2003		23	5.0%
2004		20	4.3%
2005		31	6.7%
2006		33	7.1%
2007		39	8.4%
2008		19	4.1%
9997	does not know	0	
9998	refusal	0	
9999	no response/not applicable	36	
Sysmiss		2651	
Warning: these figures indicate the number of cases found in the data file. They cannot be interpreted as summary statistics of the population of interest.			
# b911Dur: Duration of partner's retirement (W2)			
Information	[Type= discrete] [Format=numeric] [Range= 0-9999] [Missing=*/997/998/999]		
Statistics [NW/ W]	[Valid=462 /-] [Invalid=2687 /-]		

# b911Dur: Duration of partner's retirement (W2)			
Definition	Q 1011		
Universe	If code 6 on 1001		
Literal question	In what month and year did your partner/spouse retire?		
Notes	The duration was deducted from the time of interview (variables byear and bmonth). Duration is expressed in years.		
Value	Label	Cases	Percentage
0		42	9.1%
1		37	8.0%
2		26	5.6%
3		29	6.3%
4		22	4.8%
5		19	4.1%
6		27	5.8%
7		31	6.7%
8		20	4.3%
9		20	4.3%
10		18	3.9%
11		18	3.9%
12		22	4.8%
13		10	2.2%
14		16	3.5%
15		14	3.0%
16		18	3.9%
17		21	4.5%
18		18	3.9%
19		8	1.7%
20		7	1.5%
21		5	1.1%
22		2	0.4%
23		3	0.6%
24		1	0.2%
25		1	0.2%
26		1	0.2%
30		1	0.2%
33		1	0.2%
42		1	0.2%
50		1	0.2%
53		1	0.2%
67		1	0.2%
997	does not know	0	
998	refusal	0	
999	no response/not applicable	0	
Sysmiss		2687	
Warning: these figures indicate the number of cases found in the data file. They cannot be interpreted as summary statistics of the population of interest.			
# b912: Did partner have any job/business just before being retired (W2)			
Information	[Type= discrete] [Format=numeric] [Range= 1-99] [Missing=*7/8/9]		

# b912: Did partner have any job/business just before being retired (W2)			
Statistics [NW/ W]	[Valid=498 /-] [Invalid=2651 /-]		
Definition	Q 1012		
Universe	If code 6 on 1001		
Literal question	Did your partner/spouse have a job or business directly before he/she retired?		
Value	Label	Cases	Percentage
1	yes	431	86.5%
2	no	67	13.5%
7	does not know	0	
8	refusal	0	
9	no response/not applicable	0	
Sysmiss		2651	
Warning: these figures indicate the number of cases found in the data file. They cannot be interpreted as summary statistics of the population of interest.			
# b913: Did partner have any job/business just before becoming ill or disabled (W2)			
Information	[Type= discrete] [Format=numeric] [Range= 1-99] [Missing=*/7/8/9]		
Statistics [NW/ W]	[Valid=68 /-] [Invalid=3081 /-]		
Definition	Q 1013		
Universe	If code 11 on Q 1001		
Literal question	Did your partner/spouse have a job or business directly before his/her illness or handicap appeared?		
Value	Label	Cases	Percentage
1	yes	56	82.4%
2	no	12	17.6%
7	does not know	0	
8	refusal	0	
9	no response/not applicable	0	
Sysmiss		3081	
Warning: these figures indicate the number of cases found in the data file. They cannot be interpreted as summary statistics of the population of interest.			
# b914m: Starting date (mnth) when partner became homemaker (W2)			
Information	[Type= discrete] [Format=numeric] [Range= 1-2401] [Missing=*/97/98/99]		
Statistics [NW/ W]	[Valid=13 /-] [Invalid=3136 /-]		
Definition	Q 1014 FRA, one additional item "1501-winter".		
Universe	If code 8 on Q 1001		
Literal question	Since what month and year is your partner/spouse a homemaker?		
Value	Label	Cases	Percentage
1	January	1	7.7%
2	February	1	7.7%
3	March	1	7.7%
4	April	0	
5	May	2	15.4%
6	June	1	7.7%
7	July	2	15.4%
8	August	1	7.7%
9	September	1	7.7%



# b914m: Starting date (mnth) when partner became homemaker (W2)				
Value	Label	Cases	Percentage	
10	October	1	<div></div>	7.7%
11	November	1	<div></div>	7.7%
12	December	1	<div></div>	7.7%
21	winter months at the beginning of the year (January, February)	0		
22	spring	0		
23	summer	0		
24	autumn	0		
25	winter at the end of the year (December)	0		
1501	winter	0		
97	does not know	0		
98	refusal	0		
99	no response/not applicable	1		
Sysmiss		3135		
Warning: these figures indicate the number of cases found in the data file. They cannot be interpreted as summary statistics of the population of interest.				
# b914y: Starting date (yr) when partner became homemaker (W2)				
Information	[Type= discrete] [Format=numeric] [Range= 1948-2401] [Missing=*/9997/9998/9999]			
Statistics [NW/ W]	[Valid=14 /-] [Invalid=3135 /-]			
Definition	Q 1014			
Universe	If code 8 on Q 1001			
Literal question	Since what month and year is your partner/spouse a homemaker?			
Value	Label	Cases	Percentage	
1989		1	<div></div>	7.1%
1990		1	<div></div>	7.1%
1994		1	<div></div>	7.1%
1996		1	<div></div>	7.1%
1997		1	<div></div>	7.1%
2001		1	<div></div>	7.1%
2002		1	<div></div>	7.1%
2004		3	<div></div>	21.4%
2006		1	<div></div>	7.1%
2007		1	<div></div>	7.1%
2008		2	<div></div>	14.3%
9997	does not know	0		
9998	refusal	0		
9999	no response/not applicable	0		
Sysmiss		3135		
Warning: these figures indicate the number of cases found in the data file. They cannot be interpreted as summary statistics of the population of interest.				
# b914AgeP: Partner's age of becoming a homemaker (W2)				
Information	[Type= discrete] [Format=numeric] [Range= 0-9999] [Missing=*/997/998/999]			
Statistics [NW/ W]	[Valid=14 /-] [Invalid=3135 /-]			
Definition	Derived variable from Q 1014			
Universe	If code 8 on Q 1001			
Literal question	Since what month and year is your partner/spouse a homemaker?			

# b914AgeP: Partner's age of becoming a homemaker (W2)			
<b>Notes</b>		Partner's time of birth was deducted from HH grid (co-resident partner) or Q 330 (non resident partner). If information on the month of birth / month of becoming a homemaker was missing, a 6 (june) was used in the calculation. Values 21-25 for month values are converted in the followig way: "Beginning of the Year" = "January-February"; "Spring" = "May"; "Summer" = "August"; "Autumn" = "October"; "End of Year" = "December".	
Value	Label	Cases	Percentage
19		2	<div></div> 14.3%
22		1	<div></div> 7.1%
25		1	<div></div> 7.1%
30		1	<div></div> 7.1%
34		1	<div></div> 7.1%
35		2	<div></div> 14.3%
37		1	<div></div> 7.1%
39		1	<div></div> 7.1%
45		1	<div></div> 7.1%
53		1	<div></div> 7.1%
55		1	<div></div> 7.1%
63		1	<div></div> 7.1%
997	does not know	0	
998	refusal	0	
999	no response/not applicable	0	
Sysmiss		3135	
Warning: these figures indicate the number of cases found in the data file. They cannot be interpreted as summary statistics of the population of interest.			
# b914Dur: Duration (years) of partner's status of homemaker (W2)			
<b>Information</b>		[Type= discrete] [Format=numeric] [Range= 0-9999] [Missing=*/997/998/999]	
<b>Statistics [NW/ W]</b>		[Valid=14 /-] [Invalid=3135 /-]	
<b>Definition</b>		Derived variable from Q 1014	
<b>Universe</b>		If code 8 on Q 1001	
<b>Literal question</b>		Since what month and year is your partner/spouse a homemaker?	
<b>Notes</b>		The duration was deducted from the time of interview (variables ayear and amonth). Duration is expressed in years.	
Value	Label	Cases	Percentage
0		2	<div></div> 14.3%
1		2	<div></div> 14.3%
3		3	<div></div> 21.4%
5		1	<div></div> 7.1%
6		1	<div></div> 7.1%
10		1	<div></div> 7.1%
12		1	<div></div> 7.1%
14		1	<div></div> 7.1%
17		1	<div></div> 7.1%
18		1	<div></div> 7.1%
997	does not know	0	
998	refusal	0	
999	no response/not applicable	0	
Sysmiss		3135	
Warning: these figures indicate the number of cases found in the data file. They cannot be interpreted as summary statistics of the population of interest.			

# b915: Did partner have any job/business before becoming homemaker (W2)			
Information	[Type= discrete] [Format=numeric] [Range= 1-99] [Missing=*/7/8/9]		
Statistics [NW/ W]	[Valid=14 /-] [Invalid=3135 /-]		
Definition	Q 1015		
Universe	If code 8 on Q 1001		
Literal question	Did your partner/spouse have a job or business directly before he/she became a homemaker?		
Value	Label	Cases	Percentage
1	yes	14	100.0%
2	no	0	
7	does not know	0	
8	refusal	0	
9	no response/not applicable	0	
Sysmiss		3135	
Warning: these figures indicate the number of cases found in the data file. They cannot be interpreted as summary statistics of the population of interest.			
# b917: Partner's last occupation (see code ISCO) (W2)			
Information	[Type= discrete] [Format=numeric] [Range= 1-9993] [Missing=*/9997/9998/9999]		
Statistics [NW/ W]	[Valid=528 /-] [Invalid=2621 /-]		
Definition	Q 1017		
Universe	R is partnered, partner is unemployed / student / retired / ill or permanently disabled / homemaker / in military or social service and had a job directly before this current status.		
Pre-question	I would now like to ask a few questions about your partner's/spouse's previous job or business. If he/she was engaged in two or more jobs or businesses, I would like you to tell me only about the one in which he/she spent most of his/her working hours.		
Literal question	What was his/her last occupation? Please describe the principal activity he/she performed.		
Value	Label	Cases	Percentage
1	LEGISLATORS, SENIOR OFFICIALS, MANAGERS	0	
2	PROFESSIONALS	0	
3	TECHNICIANS AND ASSOCIATE PROFESSIONALS	0	
4	CLERKS	0	
5	SERVICE WORKERS AND SHOP AND MARKET SALES WORKERS	0	
6	SKILLED AGRICULTURAL AND FISHERY WORKERS	0	
7	CRAFT AND RELATED TRADES WORKERS	0	
8	PLANT AND MACHINE OPERATORS AND ASSEMBLERS	0	
9	ELEMENTARY OCCUPATIONS	0	
11	LEGISLATORS AND SENIOR OFFICIALS	0	
12	CORPORATE MANAGERS	0	
13	GENERAL MANAGERS	0	
21	PHYSICAL, MATHEMATICAL AND ENGINEERING SCIENCE PROFESSIONALS	0	
22	LIFE SCIENCE AND HEALTH PROFESSIONALS	0	
23	TEACHING PROFESSIONALS	0	
24	OTHER PROFESSIONALS	0	
31	PHYSICAL AND ENGINEERING SCIENCE ASSOCIATE PROFESSIONALS	0	
32	LIFE SCIENCE AND HEALTH ASSOCIATE PROFESSIONALS	0	
33	TEACHING ASSOCIATE PROFESSIONALS	0	

## # b917: Partner's last occupation (see code ISCO) (W2)

Value	Label	Cases	Percentage
34	OTHER ASSOCIATE PROFESSIONALS	0	
41	OFFICE CLERKS	0	
42	CUSTOMER SERVICES CLERKS	0	
51	PERSONAL AND PROTECTIVE SERVICES WORKERS	0	
52	MODELS, SALESPERSONS AND DEMONSTRATORS	0	
61	MARKET-ORIENTED SKILLED AGRICULTURAL AND FISHERY WORKERS	0	
62	SUBSISTENCE AGRICULTURAL AND FISHERY WORKERS	0	
71	EXTRACTION AND BUILDING TRADES WORKERS	0	
72	METAL, MACHINERY AND RELATED TRADES WORKERS	0	
73	PRECISION, HANDICRAFT, PRINTING AND RELATED TRADES WORKERS	0	
74	OTHER CRAFT AND RELATED TRADES WORKERS	0	
81	STATIONARY-PLANT AND RELATED OPERATORS	0	
82	MACHINE OPERATORS AND ASSEMBLERS	0	
83	DRIVERS AND MOBILE-PLANT OPERATORS	0	
91	SALES AND SERVICES ELEMENTARY OCCUPATIONS	0	
92	AGRICULTURAL, FISHERY AND RELATED LABOURERS	0	
93	LABOURERS IN MINING, CONSTRUCTION, MANUFACTURING AND TRANSPORT	0	
103		1	0.2%
110	Armed Forces	0	
111	Legislators	0	
112	Senior Government Officials	0	
113	Traditional Chiefs and Heads of Villages	0	
114	Senior Officials of Special-Interest Organisations	0	
121	Directors and Chief Executives	0	
122	Production and Operations Department Managers	0	
123	Other Department Managers	0	
131	General Managers	0	
211	Physicists, Chemists and Related Professionals	0	
212	Mathematicians, Statisticians and Related Professionals	0	
213	Computing Professionals	0	
214	Architects, Engineers and Related Professionals	0	
221	Life Science Professionals	0	
222	Health Professionals (except Nursing)	0	
223	Nursing and Midwifery Professionals	0	
231	COLLEGE, UNIVERSITY AND HIGHER EDUCATION TEACHING PROFESSIONALS	0	
232	Secondary Education Teaching Professionals	0	
233	Primary and Pre-Primary Education Teaching Professionals	0	
234	Special Education Teaching Professionals	0	
235	Other Teaching Professionals	0	
241	Business Professionals	0	
242	Legal Professionals	0	
243	ARCHIVISTS, LIBRARIANS AND RELATED INFORMATION PROFESSIONALS	0	

**# b917: Partner's last occupation (see code ISCO) (W2)**

Value	Label	Cases	Percentage
244	Social Science and Related Professionals	0	
245	Writers and Creative or Performing Artists	0	
246	Religious Professionals	0	
247	Public Service Administrative Professionals (COM ONLY)	0	
311	Physical and Engineering Science Technicians	0	
312	Computer Associate Professionals	0	
313	Optical and Electronic Equipment Operators	0	
314	Ship and Aircraft Controllers and Technicians	0	
315	Safety and Quality Inspectors	0	
321	LIFE SCIENCE TECHNICIANS AND RELATED ASSOCIATE PROFESSIONALS	0	
322	Modern Health Associate Professionals (except Nursing)	0	
323	Nursing and Midwifery Associate Professionals	0	
324	Traditional Medicine Practitioners and Faith Healers	0	
331	Primary Education Teaching Associate Professionals	0	
332	Pre-Primary Education Teaching Associate Professionals	0	
333	Special Education Teaching Associate Professionals	0	
334	Other Teaching Associate Professionals	0	
341	Finance and Sales Associate Professionals	0	
342	Business Services Agents and Trade Brokers	0	
343	Administrative Associate Professionals	0	
344	CUSTOMS, TAX AND RELATED GOVERNMENT ASSOCIATE PROFESSIONALS	0	
345	Police Inspectors and Detectives	0	
346	Social Work Associate Professionals	0	
347	ARTISTIC, ENTERTAINMENT AND SPORTS ASSOCIATE PROFESSIONALS	0	
348	Religious Associate Professionals	0	
411	Secretaries and Keyboard-Operating Clerks	0	
412	Numerical Clerks	0	
413	Material-Recording and Transport Clerks	0	
414	Library, Mail and Related Clerks	0	
419	Other Office Clerks	0	
421	Cashiers, Tellers and Related Clerks	0	
422	Client Information Clerks	0	
511	Travel Attendants and Related Workers	0	
512	Housekeeping and Restaurant Services Workers	0	
513	Personal Care and Related Workers	0	
514	Other Personal Services Workers	0	
515	Astrologers, Fortune-Tellers and Related Workers	0	
516	Protective Services Workers	0	
521	Fashion and Other Models	0	
522	Shop Salespersons and Demonstrators	0	
523	Stall and Market Salespersons	0	
611	Market Gardeners and Crop Growers	0	
612	Market-Oriented Animal Producers and Related Workers	0	

**# b917: Partner's last occupation (see code ISCO) (W2)**

Value	Label	Cases	Percentage
613	Market-Oriented Crop and Animal Producers	0	
614	Forestry and Related Workers	0	
615	Fishery Workers, Hunters and Trappers	0	
621	Subsistence Agricultural and Fishery Workers	0	
711	Miners, Shotfirers, Stone Cutters and Carvers	0	
712	Building Frame and Related Trades Workers	0	
713	Building Finishers and Related Trades Workers	0	
714	Painters, Building Structure Cleaners and Related Trades	0	
721	Metal moulders, welders, sheet-metal workers, structural- metal preparers, and related trades workers	0	
722	Blacksmiths, Tool-Makers and Related Trades Workers	0	
723	Machinery Mechanics and Fitters	0	
724	Electrical and Electronic Equipment Mechanics and Fitters	0	
731	Precision Workers In Metal and Related Materials	0	
732	Potters, Glass-Makers and Related Trades Workers	0	
733	Handicraft workers in wood,textile, leather and related materials	0	
734	Printing and Related Trades Workers	0	
741	Food Processing and Related Trades Workers	0	
742	Wood Treaters, Cabinet-Makers and Related Trades Workers	0	
743	Textile, Garment and Related Trades Workers	0	
744	Pelt, Leather and Shoemaking Trades Workers	0	
811	Mining- and Mineral-Processing-Plant Operators	0	
812	Metal-Processing-Plant Operators	0	
813	Glass, Ceramics and Related Plant Operators	0	
814	Wood-Processing- and Papermaking-Plant Operators	0	
815	Chemical-Processing-Plant Operators	0	
816	Power-Production and Related Plant Operators	0	
817	Automated-Assembly-Line and Industrial-Robot Operators	0	
821	Metal- and Mineral-Products Machine Operators	0	
822	Chemical-Products Machine Operators	0	
823	Rubber- and Plastic-Products Machine Operators	0	
824	Wood-Products Machine Operators	0	
825	Printing-, Binding- and Paper-Products Machine Operators	0	
826	Textile-, Fur- and Leather-Products Machine Operators	0	
827	Food and Related Products Machine Operators	0	
828	Assemblers	0	
829	Other Machine Operators and Assemblers	0	
831	Locomotive-Engine Drivers and Related Workers	0	
832	Motor-Vehicle Drivers	0	
833	Agricultural and Other Mobile-Plant Operators	0	
834	Ships' Deck Crews and Related Workers	0	
911	Street Vendors and Related Workers	0	
912	Shoe cleaning and other street services elementary occupations	0	
913	Domestic and Related Helpers, Cleaners and Launderers	0	
914	Building Caretakers, Window and Related Cleaners	0	

## # b917: Partner's last occupation (see code ISCO) (W2)

Value	Label	Cases	Percentage
915	Messengers, Porters, Doorkeepers and Related Workers	0	
916	Garbage Collectors and Related Labourers	0	
921	Agricultural, Fishery and Related Labourers	0	
931	Mining and Construction Labourers	0	
932	Manufacturing Labourers	0	
933	Transport Labourers and Freight Handlers	0	
1000	LEGISLATORS, SENIOR OFFICIALS, MANAGERS	0	
1100	LEGISLATORS AND SENIOR OFFICIALS	0	
1110	Legislators	0	
1120	Senior government officials	0	
1130	Traditional chiefs and heads of villages	0	
1140	Senior officials of special-interest organizations	0	
1141	Senior officials of political-party organisations	0	
1142	Senior officials of employers', workers' and other economic-interest organisations	0	
1143	Senior officials of humanitarian and other special-interest organisations	0	
1200	CORPORATE MANAGERS	1	0.2%
1210	Directors and chief executives	0	
1220	Production and operations department managers	0	
1221	Production and operations department managers in agriculture, hunting, forestry and fishing	0	
1222	Production and operations department managers in manufacturing	0	
1223	Production and operations department managers in construction	0	
1224	Production and operations department managers in wholesale and retail trade	0	
1225	Production and operations department managers in restaurants and hotels	0	
1226	Production and operations department managers in transport, storage and communications	1	0.2%
1227	Production and operations department managers in business services	0	
1228	Production and operations department managers in personal care, cleaning and related services	0	
1229	Production and operations department managers not elsewhere classified	1	0.2%
1230	Other Department Managers	0	
1231	Finance and administration department managers	0	
1232	Personnel and industrial relations department managers	0	
1233	Sales and marketing department managers	1	0.2%
1234	Advertising and public relations department managers	0	
1235	Supply and distribution department managers	1	0.2%
1236	Computing services department managers	0	
1237	Research and development department managers	0	
1239	Other department managers not elsewhere classified	1	0.2%
1300	GENERAL MANAGERS	1	0.2%
1310	General Managers	0	
1311	General managers in agriculture, hunting, forestry/ and fishing	0	
1312	General managers in manufacturing	0	

## # b917: Partner's last occupation (see code ISCO) (W2)

Value	Label	Cases	Percentage
1313	General managers in construction	0	
1314	General managers in wholesale and retail trade	2	0.4%
1315	General managers of restaurants and hotels	2	0.4%
1316	General managers in transport, storage and communications	0	
1317	General managers of business services	0	
1318	General managers in personal care, cleaning and related services	0	
1319	General managers not elsewhere classified	1	0.2%
2000	PROFESSIONALS	0	
2100	PHYSICAL, MATHEMATICAL AND ENGINEERING SCIENCE PROFESSIONALS	1	0.2%
2110	Physicists, chemists and related professionals	0	
2111	Physicists and astronomers	0	
2112	Meteorologists	0	
2113	Chemists	1	0.2%
2114	Geologists and geophysicists	0	
2120	Mathematicians, Statisticians and Related Professionals	0	
2121	Mathematicians and related professionals	0	
2122	Statisticians	0	
2130	Computing Professionals	0	
2131	Computer systems designers and analysts	0	
2132	Computer programmers	1	0.2%
2139	Computing professionals not elsewhere classified	0	
2140	Architects, Engineers and Related Professionals	3	0.6%
2141	Architects, town and traffic planners	0	
2142	Civil engineers	1	0.2%
2143	Electrical engineers	0	
2144	Electronics and telecommunications engineers	0	
2145	Mechanical engineers	3	0.6%
2146	Chemical engineers	0	
2147	Mining engineers, metallurgists and related professionals	0	
2148	Cartographers and surveyors	0	
2149	Architects, engineers and related professionals not elsewhere classified	1	0.2%
2200	LIFE SCIENCE AND HEALTH PROFESSIONALS	1	0.2%
2210	Life Science Professionals	0	
2211	Biologists, botanists, zoologists and related professionals	0	
2212	Pharmacologists, pathologists and related professionals	0	
2213	Agronomists and related professionals	1	0.2%
2220	Health Professionals (except Nursing)	0	
2221	Medical doctors	3	0.6%
2222	Dentists	0	
2223	Veterinarians	0	
2224	Pharmacists	0	
2229	Health professionals (except nursing) not elsewhere classified	0	
2230	Nursing and midwifery professionals	0	
2300	TEACHING PROFESSIONALS	18	3.4%



**# b917: Partner's last occupation (see code ISCO) (W2)**

Value	Label	Cases	Percentage
2310	College, university and higher education teaching professionals	0	
2320	Secondary education teaching professionals	3	0.6%
2330	Primary and Pre-Primary Education Teaching Professionals	0	
2331	Primary education teaching professionals	10	1.9%
2332	Pre-primary education teaching professionals	6	1.1%
2340	Special education teaching professionals	0	
2350	Other Teaching Professionals	0	
2351	Education methods specialists	0	
2352	School inspectors	0	
2353		1	0.2%
2359	Other teaching professionals not elsewhere classified	0	
2400	OTHER PROFESSIONALS	1	0.2%
2410	Business Professionals	0	
2411	Accountants	18	3.4%
2412	Personnel and careers professionals	0	
2413		1	0.2%
2419	Business professionals not elsewhere classified	0	
2420	Legal Professionals	0	
2421	Lawyers	1	0.2%
2422	Judges	0	
2429	Legal professionals not elsewhere classified	0	
2430	ARCHIVISTS, LIBRARIANS AND RELATED INFORMATION PROFESSIONALS	0	
2431	Archivists and curators	0	
2432	Librarians and related information professionals	0	
2440	Social Science and Related Professionals	0	
2441	Economists	0	
2442	Sociologists, anthropologists and related professionals	0	
2443	Philosophers, historians and political scientists	0	
2444	Philologists, translators and interpreters	0	
2445	Psychologists	0	
2446	Social work professionals	0	
2450	Writers and Creative or Performing Artists	0	
2451	Authors, journalists and other writers	0	
2452	Sculptors, painters and related artists	0	
2453	Composers, musicians and singers	0	
2454	Choreographers and dancers	1	0.2%
2455	Film, stage and related actors and directors	0	
2460	Religious professionals	0	
2470	Public service administrative professionals [EU-COM]	0	
3000	TECHNICIANS AND ASSOCIATE PROFESSIONALS	0	
3100	PHYSICAL AND ENGINEERING SCIENCE ASSOCIATE PROFESSIONALS	6	1.1%
3110	Physical and Engineering Science Technicians	4	0.8%
3111	Chemical and physical science technicians	0	
3112	Civil engineering technicians	7	1.3%

## # b917: Partner's last occupation (see code ISCO) (W2)

Value	Label	Cases	Percentage
3113	Electrical engineering technicians	3	0.6%
3114	Electronics and telecommunications engineering technicians	0	
3115	Mechanical engineering technicians	5	0.9%
3116	Chemical engineering technicians	2	0.4%
3117	Mining and metallurgical technicians	0	
3118	Draughtspersons	0	
3119	Physical and engineering science technicians not elsewhere classified	3	0.6%
3120	Computer Associate Professionals	0	
3121	Computer assistants	0	
3122	Computer equipment operators	0	
3123	Industrial robot controllers	1	0.2%
3129		1	0.2%
3130	Optical and Electronic Equipment Operators	0	
3131	Photographers and image and sound recording equipment operators	0	
3132	Broadcasting and telecommunications equipment operators	1	0.2%
3133	Medical equipment operators	0	
3139	Optical and electronic equipment operators not elsewhere classified	0	
3140	Ship and Aircraft Controllers and Technicians	0	
3141	Ships' engineers	0	
3142	Ships' deck officers and pilots	0	
3143	Aircraft pilots and related associate professionals	2	0.4%
3144	Air traffic controllers	0	
3145	Air traffic safety technicians	0	
3150	Safety and Quality Inspectors	0	
3151	Building and fire inspectors	0	
3152	Safety, health and quality inspectors	7	1.3%
3200	LIFE SCIENCE AND HEALTH ASSOCIATE PROFESSIONALS	1	0.2%
3210	Life science technicians and related associate professionals	2	0.4%
3211	Life science technicians	0	
3212	Agronomy and forestry technicians	1	0.2%
3213	Farming and forestry advisers	1	0.2%
3220	Modern Health Associate Professionals (except Nursing)	1	0.2%
3221	Medical assistants	1	0.2%
3222	Sanitarians	0	
3223	Dieticians and nutritionists	0	
3224	Optometrists and opticians	0	
3225	Dental assistants	0	
3226	Physiotherapists and related associate professionals	0	
3227	Veterinary assistants	1	0.2%
3228	Pharmaceutical assistants	0	
3229	Modern health associate professionals (except nursing)	2	0.4%
3230	Nursing and Midwifery Associate Professionals	2	0.4%
3231	Nursing associate professionals	12	2.3%
3232	Midwifery associate professionals	0	

**# b917: Partner's last occupation (see code ISCO) (W2)**

Value	Label	Cases	Percentage
3240	Traditional Medicine Practitioners and Faith Healers	0	
3241	Traditional medicine practitioners	0	
3242	Faith healers	0	
3300	TEACHING ASSOCIATE PROFESSIONALS	0	
3310	Primary education teaching associate professionals	0	
3311		2	0.4%
3320	Pre-primary education teaching associate professionals	0	
3330	Special education teaching associate professionals	0	
3340	Other teaching associate professionals	0	
3343		1	0.2%
3400	OTHER ASSOCIATE PROFESSIONALS	0	
3410	Finance and Sales Associate Professionals	0	
3411	Securities and finance dealers and brokers	0	
3412	Insurance representatives	0	
3413	Estate agents	0	
3414	Travel consultants and organisers	0	
3415	Technical and commercial sales representatives	0	
3416	Buyers	1	0.2%
3417	Appraisers, valuers and auctioneers	0	
3419	Finance and sales associate professionals not elsewhere classified	1	0.2%
3420	Business Services Agents and Trade Brokers	0	
3421	Trade brokers	0	
3422	Clearing and forwarding agents	0	
3423	Employment agents and labour contractors	0	
3429	Business services agents and trade brokers not elsewhere classified	0	
3430	Administrative Associate Professionals	2	0.4%
3431	Administrative secretaries and related associate professionals	0	
3432	Legal and related business associate professionals	0	
3433	Bookkeepers	4	0.8%
3434	Statistical, mathematical and related associate professionals	0	
3439	Administrative associate professionals not elsewhere classified	0	
3440	Customs, tax and related government associate professionals	0	
3441	Customs and border inspectors	0	
3442	Government tax and excise officials	0	
3443	Government social benefits officials	0	
3444	Government licensing officials	0	
3449	Customs, tax and related government associate professionals not elsewhere classified	1	0.2%
3450	Police inspectors and detectives	0	
3456		1	0.2%
3460	Social work associate professionals	0	
3470	Artistic, entertainment and sports associate professionals	0	
3471	Decorators and commercial designers	0	
3472	Radio, television and other announcers	0	
3473	Street, night-club and related musicians, singers and dancers	0	

**# b917: Partner's last occupation (see code ISCO) (W2)**

Value	Label	Cases	Percentage
3474	Clowns, magicians, acrobats and related associate professionals	0	
3475	Athletes, sportspersons and related associate professionals	0	
3480	Religious associate professionals	0	
3482		1	0.2%
4000	CLERKS	0	
4100	OFFICE CLERKS	19	3.6%
4110	Secretaries and Keyboard-Operating Clerks	2	0.4%
4111	Stenographers and typists	5	0.9%
4112	Word-processor and related operators	0	
4113	Data entry operators	0	
4114	Calculating-machine operators	0	
4115	Secretaries	0	
4120	Numerical Clerks	0	
4121	Accounting and bookkeeping clerks	26	4.9%
4122	Statistical and finance clerks	0	
4130	Material-Recording and Transport Clerks	3	0.6%
4131	Stock clerks	5	0.9%
4132	Production clerks	0	
4133	Transport clerks	1	0.2%
4140	Library, Mail and Related Clerks	0	
4141	Library and filing clerks	1	0.2%
4142	Mail carriers and sorting clerks	1	0.2%
4143	Coding, proof-reading and related clerks	0	
4144	Scribes and related workers	0	
4190	Other office clerks	0	
4200	CUSTOMER SERVICES CLERKS	0	
4210	Cashiers, Tellers and Related Clerks	0	
4211	Cashiers and ticket clerks	0	
4212	Tellers and other counter clerks	4	0.8%
4213	Bookmakers and croupiers	0	
4214	Pawnbrokers and money-lenders	0	
4215	Debt-collectors and related workers	0	
4220	Client Information Clerks	0	
4221	Travel agency and related clerks	0	
4222	Receptionists and information clerks	0	
4223	Telephone switchboard operators	2	0.4%
5000	SERVICE WORKERS AND SHOP AND MARKET SALES WORKERS	0	
5100	PERSONAL AND PROTECTIVE SERVICES WORKERS	2	0.4%
5110	Travel Attendants and Related Workers	0	
5111	Travel attendants and travel stewards	0	
5112	Transport conductors	1	0.2%
5113	Travel guides	0	
5120	Housekeeping and Restaurant Services Workers	0	
5121	Housekeepers and related workers	1	0.2%

## # b917: Partner's last occupation (see code ISCO) (W2)

Value	Label	Cases	Percentage
5122	Cooks	12	2.3%
5123	Waiters, waitresses and bartenders	4	0.8%
5130	Personal Care and Related Workers	0	
5131	Child-care workers	0	
5132	Institution-based personal care workers	0	
5133	Home-based personal care workers	0	
5139	Personal care and related workers not elsewhere classified	0	
5140	Other Personal Services Workers	0	
5141	Hairdressers, barbers, beauticians and related workers	1	0.2%
5142	Companions and valets	0	
5143	Undertakers and embalmers	0	
5149	Other personal services workers not elsewhere classified	0	
5150	Astrologers, Fortune-Tellers and Related Workers	0	
5151	Astrologers and related workers	0	
5152	Fortune-tellers, palmists and related workers	0	
5160	Protective Services Workers	0	
5161	Fire-fighters	0	
5162	Police officers	1	0.2%
5163	Prison guards	0	
5169	Protective services workers not elsewhere classified	0	
5200	MODELS, SALESPERSONS AND DEMONSTRATORS	0	
5210	Fashion and other models	0	
5211		39	7.4%
5220	Shop salespersons and demonstrators	0	
5230	Stall and market salespersons	0	
6000	6 SKILLED AGRICULTURAL AND FISHERY WORKERS	0	
6100	MARKET-ORIENTED SKILLED AGRICULTURAL AND FISHERY WORKERS	2	0.4%
6110	Market Gardeners and Crop Growers	0	
6111	Field crop and vegetable growers	0	
6112	Tree and shrub crop growers	0	
6113	Gardeners, horticultural and nursery growers	4	0.8%
6114	Mixed-crop growers	0	
6120	Market-Oriented Animal Producers and Related Workers	0	
6121	Dairy and livestock producers	2	0.4%
6122	Poultry producers	0	
6123	Apiarists and sericulturists	0	
6124	Mixed-animal producers	0	
6129	Market-oriented animal producers and related workers not elsewhere classified	0	
6130	Market-oriented crop and animal producers	0	
6140	Forestry and Related Workers	0	
6141	Forestry workers and loggers	0	
6142	Charcoal burners and related workers	1	0.2%
6150	615 Fishery Workers, Hunters and Trappers	0	
6151	6151 Aquatic-life cultivation workers	0	

## # b917: Partner's last occupation (see code ISCO) (W2)

Value	Label	Cases	Percentage
6152	Inland and coastal waters fishery workers	0	
6153	Deep-sea fishery workers	0	
6154	Hunters and trappers	0	
6200	SUBSISTENCE AGRICULTURAL AND FISHERY WORKERS	0	
6210	Subsistence agricultural and fishery workers	0	
7000	CRAFT AND RELATED TRADES WORKERS	1	0.2%
7100	EXTRACTION AND BUILDING TRADES WORKERS	0	
7110	Miners, Shotfirers, Stone Cutters and Carvers	9	1.7%
7111	Miners and quarry workers	0	
7112	Shotfirers and blasters	0	
7113	Stone splitters, cutters and carvers	2	0.4%
7114		1	0.2%
7120	Building Frame and Related Trades Workers	5	0.9%
7121	Builders, traditional materials	13	2.5%
7122	Bricklayers and stonemasons	0	
7123	Concrete placers, concrete finishers and related workers	0	
7124	Carpenters and joiners	0	
7129	Building frame and related trades workers not elsewhere classified	0	
7130	Building Finishers and Related Trades Workers	0	
7131	Roofers	0	
7132	Floor layers and tile setters	0	
7133	Plasterers	0	
7134	Insulation workers	0	
7135	Glaziers	0	
7136	Plumbers and pipe fitters	8	1.5%
7137	Building and related electricians	0	
7139	Building and installation workers n.e.c. (CH ONLY)	1	0.2%
7140	Painters, Building Structure Cleaners and Related Trades workers	0	
7141	Painters and related workers	1	0.2%
7142	Varnishers and related painters	1	0.2%
7143	Building structure cleaners	0	
7200	METAL, MACHINERY AND RELATED TRADES WORKERS	0	
7210	Metal moulders, welders, sheet-metal workers, structural- metal preparers, and related trades workers	0	
7211	Metal moulders and coremakers	1	0.2%
7212	Welders and flamecutters	1	0.2%
7213	Sheet metal workers	0	
7214	Structural-metal preparers and erectors	0	
7215	Riggers and cable splicers	0	
7216	Underwater workers	2	0.4%
7220	Blacksmiths, Tool-Makers and Related Trades Workers	0	
7221	Blacksmiths, hammer-smiths and forging-press workers	0	
7222	Tool-makers and related workers	0	
7223	Machine-tool setters and setter-operators	1	0.2%
7224	Metal wheel-grinders, polishers and tool sharpeners	5	0.9%

## # b917: Partner's last occupation (see code ISCO) (W2)

Value	Label	Cases	Percentage
7226		4	<div></div> 0.8%
7227		3	<div></div> 0.6%
7230	Machinery Mechanics and Fitters	5	<div></div> 0.9%
7231	Motor vehicle mechanics and fitters	2	<div></div> 0.4%
7232	Aircraft engine mechanics and fitters	1	<div></div> 0.2%
7233	Handicraft workers in wood, textile, leather and related materials	0	
7240	Electrical and Electronic Equipment Mechanics and Fitters	8	<div></div> 1.5%
7241	Electrical mechanics and fitters	3	<div></div> 0.6%
7242	Electronics fitters	0	
7243	Electronics mechanics and servicers	1	<div></div> 0.2%
7244	Telegraph and telephone installers and servicers	0	
7245	Electrical line installers, repairers and cable jointers	0	
7300	PRECISION, HANDICRAFT, PRINTING AND RELATED TRADES WORKERS	0	
7310	Precision Workers In Metal and Related Materials	0	
7311	Precision-instrument makers and repairers	1	<div></div> 0.2%
7312	Musical instrument makers and tuners	0	
7313	Jewellery and precious-metal workers	0	
7320	Potters, Glass-Makers and Related Trades Workers	0	
7321	Abrasive wheel formers, potters and related workers	0	
7322	Glass makers, cutters, grinders and finishers	0	
7323	Glass engravers and etchers	0	
7324	Glass, ceramics and related decorative painters	0	
7330	Handicraft Workers In Wood, Textile, Leather and Related Materials	0	
7331	Handicraft workers in wood and related materials	1	<div></div> 0.2%
7332	Handicraft workers in textile, leather and related materials	0	
7340	Printing and Related Trades Workers	1	<div></div> 0.2%
7341	Compositors, typesetters and related workers	1	<div></div> 0.2%
7342	Stereotypers and electrotypers	0	
7343	Printing engravers and etchers	0	
7344	Photographic and related workers	0	
7345	Bookbinders and related workers	0	
7346	Silk-screen, block and textile printers	0	
7400	OTHER CRAFT AND RELATED TRADES WORKERS	0	
7410	Food Processing and Related Trades Workers	0	
7411	Butchers, fishmongers and related food preparers	0	
7412	Bakers, pastry-cooks and confectionery makers	2	<div></div> 0.4%
7413	Dairy-products makers	0	
7414	Fruit, vegetable and related preservers	0	
7415	Food and beverage tasters and graders	0	
7416	Tobacco preparers and tobacco products makers	0	
7420	Wood Treaters, Cabinet-Makers and Related Trades Workers	0	
7421	Wood treaters	0	
7422	Cabinet makers and related workers	5	<div></div> 0.9%
7423	Woodworking machine setters and setter-operators	0	

## # b917: Partner's last occupation (see code ISCO) (W2)

Value	Label	Cases	Percentage
7424	Basketry weavers, brush makers and related workers	0	
7430	Textile, Garment and Related Trades Workers	0	
7431	Fibre preparers	0	
7432	Weavers, knitters and related workers	1	0.2%
7433	Tailors, dressmakers and hatters	2	0.4%
7434	Furriers and related workers	2	0.4%
7435	Textile, leather and related pattern-makers and cutters	0	
7436	Sewers, embroiderers and related workers	3	0.6%
7437	Upholsterers and related workers	0	
7440	Pelt, Leather and Shoemaking Trades Workers	0	
7441	Pelt dressers, tanners and fellmongers	0	
7442	Shoe-makers and related workers	0	
7500		2	0.4%
7511		1	0.2%
7512		1	0.2%
7513		1	0.2%
7517		1	0.2%
7519		1	0.2%
8000	PLANT AND MACHINE OPERATORS AND ASSEMBLERS	11	2.1%
8100	STATIONARY-PLANT AND RELATED OPERATORS	0	
8110	Mining- and Mineral-Processing-Plant Operators	0	
8111	Mining-plant operators	0	
8112	Mineral-ore- and stone-processing-plant operators	0	
8113	Well drillers and borers and related workers	0	
8120	Metal-Processing-Plant Operators	10	1.9%
8121	Ore and metal furnace operators	2	0.4%
8122	Metal melters, casters and rolling-mill operators	3	0.6%
8123	Metal-heat-treating-plant operators	1	0.2%
8124	Metal drawers and extruders	0	
8125		1	0.2%
8130	Glass, Ceramics and Related Plant Operators	1	0.2%
8131	Glass and ceramics kiln and related machine operators	0	
8139	Glass, ceramics and related plant operators not elsewhere classified	0	
8140	Wood-Processing- and Papermaking-Plant Operators	0	
8141	Wood-processing-plant operators	1	0.2%
8142	Paper-pulp plant operators	0	
8143	Papermaking-plant operators	0	
8150	Chemical-Processing-Plant Operators	1	0.2%
8151	Crushing-, grinding- and chemical-mixing-machinery operators	0	
8152	Chemical-heat-treating-plant operators	0	
8153	Chemical-filtering- and separating-equipment operators	0	
8154	Chemical-still and reactor operators (except petroleum and natural gas)	0	
8155	Petroleum- and natural-gas-refining-plant operators	0	
8159	Chemical-processing-plant operators not elsewhere classified	2	0.4%



**# b917: Partner's last occupation (see code ISCO) (W2)**

Value	Label	Cases	Percentage
8160	Power-Production and Related Plant Operators	0	
8161	Power-production plant operators	0	
8162	Steam-engine and boiler operators	0	
8163	Incinerator, water-treatment and related plant operators	0	
8170	Automated-Assembly-Line and Industrial-Robot Operators	0	
8171	Automated-assembly-line operators	0	
8172	Industrial-robot operators	0	
8200	MACHINE OPERATORS AND ASSEMBLERS	1	0.2%
8210	Metal- and Mineral-Products Machine Operators	1	0.2%
8211	Machine-tool operators	0	
8212	Cement and other mineral products machine operators	1	0.2%
8220	Chemical-Products Machine Operators	0	
8221	8221 Pharmaceutical- and toiletry-products machine operators	0	
8222	Ammunition- and explosive-products machine operators	0	
8223	Metal finishing-, plating- and coating-machine operator	0	
8224	8224 Photographic-products machine operators	0	
8229	Chemical-products machine operators not elsewhere classified	0	
8230	Rubber- and Plastic-Products Machine Operators	0	
8231	Rubber-products machine operators	0	
8232	Plastic-products machine operators	0	
8240	Wood products machine operators	2	0.4%
8250	Printing-, Binding- and Paper-Products Machine Operators	0	
8251	Printing-machine operators	0	
8252	Bookbinding-machine operators	0	
8253	Paper-products machine operators	0	
8255		1	0.2%
8260	Textile-, Fur- and Leather-Products Machine Operators	5	0.9%
8261	Fibre-preparing-, spinning- and winding-machine operators	0	
8262	Weaving- and knitting-machine operators	4	0.8%
8263	Sewing-machine operators	4	0.8%
8264	Bleaching-, dyeing- and cleaning-machine operators	0	
8265	Fur- and leather-preparing-machine operators	1	0.2%
8266	Shoemaking- and related machine operators	0	
8269	Textile-, fur- and leather-products machine operators not elsewhere classified	0	
8270	Food and Related Products Machine Operators	0	
8271	Meat- and fish-processing-machine operators	0	
8272	Dairy-products machine operators	0	
8273	Grain- and spice-milling-machine operators	0	
8274	Baked-goods, cereal and chocolate-products machine operators	0	
8275	Fruit-, vegetable- and nut-processing-machine operators	0	
8276	Sugar production machine operators	0	
8277	Tea-, coffee-, and cocoa-processing-machine operators	0	
8278	Brewers, wine and other beverage machine operators	0	
8279	Tobacco production machine operators	0	

## # b917: Partner's last occupation (see code ISCO) (W2)

Value	Label	Cases	Percentage
8280	Assemblers	3	0.6%
8281	Mechanical-machinery assemblers	5	0.9%
8282	Electrical-equipment assemblers	2	0.4%
8283	Electronic-equipment assemblers	0	
8284	Metal-, rubber- and plastic-products assemblers	1	0.2%
8285	Wood and related products assemblers	0	
8286	Paperboard, textile and related products assemblers	1	0.2%
8290	Other machine operators and assemblers	1	0.2%
8300	DRIVERS AND MOBILE-PLANT OPERATORS	0	
8310	Locomotive-Engine Drivers and Related Workers	1	0.2%
8311	Locomotive-engine drivers	4	0.8%
8312	Railway brakemen, signallers and shunters	0	
8313		1	0.2%
8320	Motor-Vehicle Drivers	4	0.8%
8321	Motor-cycle drivers	0	
8322	Car, taxi and van drivers	0	
8323	Bus and tram drivers	1	0.2%
8324	Heavy-truck and lorry drivers	2	0.4%
8330	Agricultural and Other Mobile-Plant Operators	0	
8331	Motorised farm and forestry plant operators	2	0.4%
8332	Earth-moving- and related plant operators	2	0.4%
8333	Crane, hoist and related plant operators	1	0.2%
8334	Lifting-truck operators	0	
8340	Ships' deck crews and related workers	0	
9000	ELEMENTARY OCCUPATIONS	0	
9100	SALES AND SERVICES ELEMENTARY OCCUPATIONS	0	
9110	Street Vendors and Related Workers	0	
9111	Street food vendors	0	
9112	Street vendors, non-food products	0	
9113	Door-to-door and telephone salespersons	0	
9120	Shoe cleaning and other street services elementary occupations	0	
9130	Domestic and Related Helpers, Cleaners and Launderers	0	
9131	Domestic helpers and cleaners	0	
9132	Helpers and cleaners in offices, hotels and other establishments	11	2.1%
9133	Hand-launderers and pressers	0	
9140	Building Caretakers, Window and Related Cleaners	1	0.2%
9141	Building caretakers	0	
9142	Vehicle, window and related cleaners	0	
9150	Messengers, Porters, Doorkeepers and Related Workers	1	0.2%
9151	Messengers, package and luggage porters and deliverers	0	
9152	Doorkeepers, watchpersons and related workers	1	0.2%
9153	Vending-machine money collectors, meter readers and related workers	0	
9160	Garbage Collectors and Related Labourers	0	
9161	Garbage collectors	1	0.2%

# b917: Partner's last occupation (see code ISCO) (W2)			
Value	Label	Cases	Percentage
9162	Sweepers and related labourers	1	0.2%
9200	AGRICULTURAL, FISHERY AND RELATED LABOURERS	0	
9210	Agricultural, Fishery and Related Labourers	0	
9211	Farm-hands and labourers	7	1.3%
9212	Forestry labourers	0	
9213	Fishery, hunting and trapping labourers	0	
9300	LABOURERS IN MINING, CONSTRUCTION, MANUFACTURING AND TRANSPORT	1	0.2%
9310	Mining and Construction Labourers	1	0.2%
9311	Mining and quarrying labourers	1	0.2%
9312	Construction and maintenance labourers: roads, dams and similar constructions	1	0.2%
9313	Building construction labourers	0	
9320	Manufacturing Labourers	2	0.4%
9321	Assembling labourers	1	0.2%
9322	Hand packers and other manufacturing labourers	0	
9330	Transport Labourers and Freight Handlers	0	
9331	Hand or pedal vehicle drivers	0	
9332	Drivers of animal-drawn vehicles and machinery	0	
9333	Freight handlers	1	0.2%
9997	does not know	0	
9998	refusal	0	
9999	no response/not applicable	10	
Sysmiss		2611	
Warning: these figures indicate the number of cases found in the data file. They cannot be interpreted as summary statistics of the population of interest.			
# b917_1dig: Partner's last occupation (see code ISCO) (W2)			
Information	[Type= discrete] [Format=numeric] [Range= 0-99] [Missing=*/97/98/99]		
Statistics [NW/ W]	[Valid=528 -] [Invalid=2621 -]		
Definition	Q 1017		
Universe	R is partnered, partner is unemployed / student / retired / ill or permanently disabled / homemaker / in military or social service and had a job directly before this current status.		
Pre-question	I would now like to ask a few questions about your partner's/spouse's previous job or business. If he/she was engaged in two or more jobs or businesses, I would like you to tell me only about the one in which he/she spent most of his/her working hours.		
Literal question	What was his/her last occupation? Please describe the principal activity he/she performed.		
Notes	Occupations were re-coded according to 1 digit ISCO codes		
Value	Label	Cases	Percentage
0	Armed Forces	1	0.2%
1	legislators, senior officials and managers	12	2.3%
2	professionals	76	14.4%
3	technicians and associate professionals	80	15.2%
4	clerks	69	13.1%
5	service workers and shop and market sales workers	61	11.6%
6	agricultural, forestry and fishery workers	9	1.7%
7	craft and related trades workers	105	19.9%

# b917_1dig: Partner's last occupation (see code ISCO) (W2)			
Value	Label	Cases	Percentage
8	plant and machine operators and assemblers	84	<div><div></div></div> 15.9%
9	elementary occupations	31	<div><div></div></div> 5.9%
97	does not know	0	
98	refusal	0	
99	no response/not applicable	0	
Sysmiss		2621	
Warning: these figures indicate the number of cases found in the data file. They cannot be interpreted as summary statistics of the population of interest.			
# b918: Partner's class of worker			
Information	[Type= discrete] [Format=numeric] [Range= 1-1201] [Missing=*/7/8/9]		
Statistics [NW/ W]	[Valid=538 /-] [Invalid=2611 /-]		
Definition	Q 1018		
Universe	R is partnered, partner is unemployed / student / retired / ill or permanently disabled / homemaker / in military or social service and had a job directly before this current status.		
Literal question	Was this job or business ...		
Value	Label	Cases	Percentage
1	work for an employer in paid employment	509	<div><div></div></div> 94.6%
2	self-employment	16	<div><div></div></div> 3.0%
3	work without payment in a family enterprise	13	<div><div></div></div> 2.4%
4	work in employment-related training or paid apprenticeship	0	
5	odd jobs	0	
6	another kind of work	0	
7	does not know	0	
8	refusal	0	
9	no response/not applicable	0	
Sysmiss		2611	
Warning: these figures indicate the number of cases found in the data file. They cannot be interpreted as summary statistics of the population of interest.			
# b919: Partner's reason for stopping work			
Information	[Type= discrete] [Format=numeric] [Range= 1-1501] [Missing=*/97/98/99]		
Statistics [NW/ W]	[Valid=538 /-] [Invalid=2611 /-]		
Definition	Q 1019		
Universe	R is partnered, partner is unemployed / student / retired / ill or permanently disabled / homemaker / in military or social service and had a job directly before this current status.		
Literal question	Why did your partner/spouse stop working in his/her previous job or business? Please indicate the main reason.		
Value	Label	Cases	Percentage
1	laid off (business closure, redundancy, early retirement, dismissal etc.)	35	<div><div></div></div> 6.5%
2	mandatory retirement	369	<div><div></div></div> 68.6%
3	end of contract/temporary job	10	<div><div></div></div> 1.9%
4	sale/closure of own or family business	0	
5	marriage	1	<div><div></div></div> 0.2%
6	child birth/need to look after children	12	<div><div></div></div> 2.2%
7	need to look after old, sick, disabled person(s)	3	<div><div></div></div> 0.6%
8	partner's/spouse's job required move to another place	1	<div><div></div></div> 0.2%
9	studying	3	<div><div></div></div> 0.6%

# b919: Partner's reason for stopping work			
Value	Label	Cases	Percentage
10	military or social service	1	0.2%
11	own illness or disability	61	11.3%
12	wanted to retire or to live off private means	28	5.2%
13	other reason	14	2.6%
1301	due to low salary	0	
1501	retirement anticipated imposed by the employer	0	
97	does not know	0	
98	refusal	0	
99	no response/not applicable	0	
Sysmiss		2611	
Warning: these figures indicate the number of cases found in the data file. They cannot be interpreted as summary statistics of the population of interest.			
# b920: Is partner in paid work in the 7 days ending last Sunday			
Information	[Type= discrete] [Format=numeric] [Range= 1-99] [Missing=*/7/8/9]		
Statistics [NW/ W]	[Valid=742 /-] [Invalid=2407 /-]		
Definition	Q 1020		
Universe	R in partnered and partner is unemployed / student / retired / ill or permanently disabled / homemaker / in military or social service OR if code 12 on 1001		
Literal question	Did your partner/spouse do any paid work in the 7 days ending last Sunday, either as an employee or self-employed?		
Value	Label	Cases	Percentage
1	yes	52	7.0%
2	no	690	93.0%
7	does not know	0	
8	refusal	0	
9	no response/not applicable	0	
Sysmiss		2407	
Warning: these figures indicate the number of cases found in the data file. They cannot be interpreted as summary statistics of the population of interest.			
# b921: Partner's current occupation (see code ISCO) (W2)			
Information	[Type= discrete] [Format=numeric] [Range= 1-9993] [Missing=*/9997/9998/9999]		
Statistics [NW/ W]	[Valid=1201 /-] [Invalid=1948 /-]		
Definition	Q 1021		
Universe	If code 2, 3, 4 on Q 1001 OR code 1 on Q 1020		
Pre-question	I would now like to ask a few questions about your partner's/spouse's current job or business. If he/she is engaged in two or more jobs or businesses, I would like you to tell me now only about the one in which he/she spends most of his/her working hours.		
Literal question	What is your partner's/spouse's current occupation? Please describe the principal activity he/she performs.		
Value	Label	Cases	Percentage
1	LEGISLATORS, SENIOR OFFICIALS, MANAGERS	0	
2	PROFESSIONALS	0	
3	TECHNICIANS AND ASSOCIATE PROFESSIONALS	0	
4	CLERKS	0	
5	SERVICE WORKERS AND SHOP AND MARKET SALES WORKERS	0	
6	SKILLED AGRICULTURAL AND FISHERY WORKERS	0	
7	CRAFT AND RELATED TRADES WORKERS	0	

**# b921: Partner's current occupation (see code ISCO) (W2)**

Value	Label	Cases	Percentage
8	PLANT AND MACHINE OPERATORS AND ASSEMBLERS	0	
9	ELEMENTARY OCCUPATIONS	0	
11	LEGISLATORS AND SENIOR OFFICIALS	0	
12	CORPORATE MANAGERS	0	
13	GENERAL MANAGERS	0	
21	PHYSICAL, MATHEMATICAL AND ENGINEERING SCIENCE PROFESSIONALS	0	
22	LIFE SCIENCE AND HEALTH PROFESSIONALS	0	
23	TEACHING PROFESSIONALS	0	
24	OTHER PROFESSIONALS	0	
31	PHYSICAL AND ENGINEERING SCIENCE ASSOCIATE PROFESSIONALS	0	
32	LIFE SCIENCE AND HEALTH ASSOCIATE PROFESSIONALS	0	
33	TEACHING ASSOCIATE PROFESSIONALS	0	
34	OTHER ASSOCIATE PROFESSIONALS	0	
41	OFFICE CLERKS	0	
42	CUSTOMER SERVICES CLERKS	0	
51	PERSONAL AND PROTECTIVE SERVICES WORKERS	0	
52	MODELS, SALESPERSONS AND DEMONSTRATORS	0	
61	MARKET-ORIENTED SKILLED AGRICULTURAL AND FISHERY WORKERS	0	
62	SUBSISTENCE AGRICULTURAL AND FISHERY WORKERS	0	
71	EXTRACTION AND BUILDING TRADES WORKERS	0	
72	METAL, MACHINERY AND RELATED TRADES WORKERS	0	
73	PRECISION, HANDICRAFT, PRINTING AND RELATED TRADES WORKERS	0	
74	OTHER CRAFT AND RELATED TRADES WORKERS	0	
81	STATIONARY-PLANT AND RELATED OPERATORS	0	
82	MACHINE OPERATORS AND ASSEMBLERS	0	
83	DRIVERS AND MOBILE-PLANT OPERATORS	0	
91	SALES AND SERVICES ELEMENTARY OCCUPATIONS	0	
92	AGRICULTURAL, FISHERY AND RELATED LABOURERS	0	
93	LABOURERS IN MINING, CONSTRUCTION, MANUFACTURING AND TRANSPORT	0	
100		8	0.7%
110	Armed Forces	0	
111	Legislators	0	
112	Senior Government Officials	0	
113	Traditional Chiefs and Heads of Villages	0	
114	Senior Officials of Special-Interest Organisations	0	
121	Directors and Chief Executives	0	
122	Production and Operations Department Managers	0	
123	Other Department Managers	0	
131	General Managers	0	
211	Physicists, Chemists and Related Professionals	0	
212	Mathematicians, Statisticians and Related Professionals	0	
213	Computing Professionals	0	

**# b921: Partner's current occupation (see code ISCO) (W2)**

Value	Label	Cases	Percentage
214	Architects, Engineers and Related Professionals	0	
221	Life Science Professionals	0	
222	Health Professionals (except Nursing)	0	
223	Nursing and Midwifery Professionals	0	
231	COLLEGE, UNIVERSITY AND HIGHER EDUCATION TEACHING PROFESSIONALS	0	
232	Secondary Education Teaching Professionals	0	
233	Primary and Pre-Primary Education Teaching Professionals	0	
234	Special Education Teaching Professionals	0	
235	Other Teaching Professionals	0	
241	Business Professionals	0	
242	Legal Professionals	0	
243	ARCHIVISTS, LIBRARIANS AND RELATED INFORMATION PROFESSIONALS	0	
244	Social Science and Related Professionals	0	
245	Writers and Creative or Performing Artists	0	
246	Religious Professionals	0	
247	Public Service Administrative Professionals (COM ONLY)	0	
311	Physical and Engineering Science Technicians	0	
312	Computer Associate Professionals	0	
313	Optical and Electronic Equipment Operators	0	
314	Ship and Aircraft Controllers and Technicians	0	
315	Safety and Quality Inspectors	0	
321	LIFE SCIENCE TECHNICIANS AND RELATED ASSOCIATE PROFESSIONALS	0	
322	Modern Health Associate Professionals (except Nursing)	0	
323	Nursing and Midwifery Associate Professionals	0	
324	Traditional Medicine Practitioners and Faith Healers	0	
331	Primary Education Teaching Associate Professionals	0	
332	Pre-Primary Education Teaching Associate Professionals	0	
333	Special Education Teaching Associate Professionals	0	
334	Other Teaching Associate Professionals	0	
341	Finance and Sales Associate Professionals	0	
342	Business Services Agents and Trade Brokers	0	
343	Administrative Associate Professionals	0	
344	CUSTOMS, TAX AND RELATED GOVERNMENT ASSOCIATE PROFESSIONALS	0	
345	Police Inspectors and Detectives	0	
346	Social Work Associate Professionals	0	
347	ARTISTIC, ENTERTAINMENT AND SPORTS ASSOCIATE PROFESSIONALS	0	
348	Religious Associate Professionals	0	
411	Secretaries and Keyboard-Operating Clerks	0	
412	Numerical Clerks	0	
413	Material-Recording and Transport Clerks	0	
414	Library, Mail and Related Clerks	0	
419	Other Office Clerks	0	

**# b921: Partner's current occupation (see code ISCO) (W2)**

Value	Label	Cases	Percentage
421	Cashiers, Tellers and Related Clerks	0	
422	Client Information Clerks	0	
511	Travel Attendants and Related Workers	0	
512	Housekeeping and Restaurant Services Workers	0	
513	Personal Care and Related Workers	0	
514	Other Personal Services Workers	0	
515	Astrologers, Fortune-Tellers and Related Workers	0	
516	Protective Services Workers	0	
521	Fashion and Other Models	0	
522	Shop Salespersons and Demonstrators	0	
523	Stall and Market Salespersons	0	
611	Market Gardeners and Crop Growers	0	
612	Market-Oriented Animal Producers and Related Workers	0	
613	Market-Oriented Crop and Animal Producers	0	
614	Forestry and Related Workers	0	
615	Fishery Workers, Hunters and Trappers	0	
621	Subsistence Agricultural and Fishery Workers	0	
711	Miners, Shotfirers, Stone Cutters and Carvers	0	
712	Building Frame and Related Trades Workers	0	
713	Building Finishers and Related Trades Workers	0	
714	Painters, Building Structure Cleaners and Related Trades	0	
721	Metal moulders, welders, sheet-metal workers, structural- metal preparers, and related trades workers	0	
722	Blacksmiths, Tool-Makers and Related Trades Workers	0	
723	Machinery Mechanics and Fitters	0	
724	Electrical and Electronic Equipment Mechanics and Fitters	0	
731	Precision Workers In Metal and Related Materials	0	
732	Potters, Glass-Makers and Related Trades Workers	0	
733	Handicraft workers in wood,textile, leather and related materials	0	
734	Printing and Related Trades Workers	0	
741	Food Processing and Related Trades Workers	0	
742	Wood Treaters, Cabinet-Makers and Related Trades Workers	0	
743	Textile, Garment and Related Trades Workers	0	
744	Pelt, Leather and Shoemaking Trades Workers	0	
811	Mining- and Mineral-Processing-Plant Operators	0	
812	Metal-Processing-Plant Operators	0	
813	Glass, Ceramics and Related Plant Operators	0	
814	Wood-Processing- and Papermaking-Plant Operators	0	
815	Chemical-Processing-Plant Operators	0	
816	Power-Production and Related Plant Operators	0	
817	Automated-Assembly-Line and Industrial-Robot Operators	0	
821	Metal- and Mineral-Products Machine Operators	0	
822	Chemical-Products Machine Operators	0	
823	Rubber- and Plastic-Products Machine Operators	0	
824	Wood-Products Machine Operators	0	



**# b921: Partner's current occupation (see code ISCO) (W2)**

Value	Label	Cases	Percentage
825	Printing-, Binding- and Paper-Products Machine Operators	0	
826	Textile-, Fur- and Leather-Products Machine Operators	0	
827	Food and Related Products Machine Operators	0	
828	Assemblers	0	
829	Other Machine Operators and Assemblers	0	
831	Locomotive-Engine Drivers and Related Workers	0	
832	Motor-Vehicle Drivers	0	
833	Agricultural and Other Mobile-Plant Operators	0	
834	Ships' Deck Crews and Related Workers	0	
911	Street Vendors and Related Workers	0	
912	Shoe cleaning and other street services elementary occupations	0	
913	Domestic and Related Helpers, Cleaners and Launderers	0	
914	Building Caretakers, Window and Related Cleaners	0	
915	Messengers, Porters, Doorkeepers and Related Workers	0	
916	Garbage Collectors and Related Labourers	0	
921	Agricultural, Fishery and Related Labourers	0	
931	Mining and Construction Labourers	0	
932	Manufacturing Labourers	0	
933	Transport Labourers and Freight Handlers	0	
1000	LEGISLATORS, SENIOR OFFICIALS, MANAGERS	0	
1100	LEGISLATORS AND SENIOR OFFICIALS	0	
1110	Legislators	1	0.1%
1113		1	0.1%
1120	Senior government officials	0	
1130	Traditional chiefs and heads of villages	0	
1140	Senior officials of special-interest organizations	0	
1141	Senior officials of political-party organisations	0	
1142	Senior officials of employers', workers' and other economic-interest organisations	0	
1143	Senior officials of humanitarian and other special-interest organisations	0	
1150		1	0.1%
1200	CORPORATE MANAGERS	0	
1210	Directors and chief executives	0	
1220	Production and operations department managers	0	
1221	Production and operations department managers in agriculture, hunting, forestry and fishing	0	
1222	Production and operations department managers in manufacturing	1	0.1%
1223	Production and operations department managers in construction	0	
1224	Production and operations department managers in wholesale and retail trade	2	0.2%
1225	Production and operations department managers in restaurants and hotels	2	0.2%
1226	Production and operations department managers in transport, storage and communications	4	0.3%
1227	Production and operations department managers in business services	1	0.1%

**# b921: Partner's current occupation (see code ISCO) (W2)**

Value	Label	Cases	Percentage
1228	Production and operations department managers in personal care, cleaning and related services	0	
1229	Production and operations department managers not elsewhere classified	2	0.2%
1230	Other Department Managers	0	
1231	Finance and administration department managers	1	0.1%
1232	Personnel and industrial relations department managers	0	
1233	Sales and marketing department managers	2	0.2%
1234	Advertising and public relations department managers	0	
1235	Supply and distribution department managers	0	
1236	Computing services department managers	0	
1237	Research and development department managers	0	
1239	Other department managers not elsewhere classified	0	
1300	GENERAL MANAGERS	1	0.1%
1310	General Managers	11	0.9%
1311	General managers in agriculture, hunting, forestry/ and fishing	0	
1312	General managers in manufacturing	6	0.5%
1313	General managers in construction	4	0.3%
1314	General managers in wholesale and retail trade	4	0.3%
1315	General managers of restaurants and hotels	6	0.5%
1316	General managers in transport, storage and communications	4	0.3%
1317	General managers of business services	1	0.1%
1318	General managers in personal care, cleaning and related services	1	0.1%
1319	General managers not elsewhere classified	2	0.2%
2000	PROFESSIONALS	0	
2100	PHYSICAL, MATHEMATICAL AND ENGINEERING SCIENCE PROFESSIONALS	4	0.3%
2110	Physicists, chemists and related professionals	0	
2111	Physicists and astronomers	0	
2112	Meteorologists	0	
2113	Chemists	0	
2114	Geologists and geophysicists	1	0.1%
2120	Mathematicians, Statisticians and Related Professionals	0	
2121	Mathematicians and related professionals	1	0.1%
2122	Statisticians	3	0.2%
2130	Computing Professionals	0	
2131	Computer systems designers and analysts	0	
2132	Computer programmers	9	0.7%
2139	Computing professionals not elsewhere classified	9	0.7%
2140	Architects, Engineers and Related Professionals	8	0.7%
2141	Architects, town and traffic planners	1	0.1%
2142	Civil engineers	3	0.2%
2143	Electrical engineers	0	
2144	Electronics and telecommunications engineers	0	
2145	Mechanical engineers	6	0.5%
2146	Chemical engineers	0	

**# b921: Partner's current occupation (see code ISCO) (W2)**

Value	Label	Cases	Percentage
2147	Mining engineers, metallurgists and related professionals	0	
2148	Cartographers and surveyors	1	0.1%
2149	Architects, engineers and related professionals not elsewhere classified	0	
2200	LIFE SCIENCE AND HEALTH PROFESSIONALS	0	
2210	Life Science Professionals	0	
2211	Biologists, botanists, zoologists and related professionals	0	
2212	Pharmacologists, pathologists and related professionals	0	
2213	Agronomists and related professionals	1	0.1%
2220	Health Professionals (except Nursing)	0	
2221	Medical doctors	7	0.6%
2222	Dentists	0	
2223	Veterinarians	1	0.1%
2224	Pharmacists	2	0.2%
2229	Health professionals (except nursing) not elsewhere classified	0	
2230	Nursing and midwifery professionals	0	
2300	TEACHING PROFESSIONALS	23	1.9%
2310	College, university and higher education teaching professionals	0	
2311		2	0.2%
2319		2	0.2%
2320	Secondary education teaching professionals	6	0.5%
2321		1	0.1%
2330	Primary and Pre-Primary Education Teaching Professionals	0	
2331	Primary education teaching professionals	9	0.7%
2332	Pre-primary education teaching professionals	9	0.7%
2339		1	0.1%
2340	Special education teaching professionals	0	
2350	Other Teaching Professionals	0	
2351	Education methods specialists	0	
2352	School inspectors	0	
2353		1	0.1%
2354		1	0.1%
2359	Other teaching professionals not elsewhere classified	3	0.2%
2400	OTHER PROFESSIONALS	0	
2410	Business Professionals	1	0.1%
2411	Accountants	4	0.3%
2412	Personnel and careers professionals	0	
2419	Business professionals not elsewhere classified	6	0.5%
2420	Legal Professionals	1	0.1%
2421	Lawyers	4	0.3%
2422	Judges	0	
2423		1	0.1%
2427		1	0.1%
2429	Legal professionals not elsewhere classified	1	0.1%
2430	ARCHIVISTS, LIBRARIANS AND RELATED INFORMATION PROFESSIONALS	0	

## # b921: Partner's current occupation (see code ISCO) (W2)

Value	Label	Cases	Percentage
2431	Archivists and curators	0	
2432	Librarians and related information professionals	2	0.2%
2440	Social Science and Related Professionals	0	
2441	Economists	0	
2442	Sociologists, anthropologists and related professionals	1	0.1%
2443	Philosophers, historians and political scientists	0	
2444	Philologists, translators and interpreters	0	
2445	Psychologists	3	0.2%
2446	Social work professionals	1	0.1%
2450	Writers and Creative or Performing Artists	3	0.2%
2451	Authors, journalists and other writers	0	
2452	Sculptors, painters and related artists	0	
2453	Composers, musicians and singers	0	
2454	Choreographers and dancers	0	
2455	Film, stage and related actors and directors	2	0.2%
2456		1	0.1%
2460	Religious professionals	0	
2470	Public service administrative professionals [EU-COM]	0	
2534		1	0.1%
3000	TECHNICIANS AND ASSOCIATE PROFESSIONALS	0	
3100	PHYSICAL AND ENGINEERING SCIENCE ASSOCIATE PROFESSIONALS	21	1.7%
3110	Physical and Engineering Science Technicians	4	0.3%
3111	Chemical and physical science technicians	0	
3112	Civil engineering technicians	11	0.9%
3113	Electrical engineering technicians	6	0.5%
3114	Electronics and telecommunications engineering technicians	0	
3115	Mechanical engineering technicians	4	0.3%
3116	Chemical engineering technicians	0	
3117	Mining and metallurgical technicians	0	
3118	Draughtspersons	2	0.2%
3119	Physical and engineering science technicians not elsewhere classified	4	0.3%
3120	Computer Associate Professionals	0	
3121	Computer assistants	0	
3122	Computer equipment operators	0	
3123	Industrial robot controllers	1	0.1%
3130	Optical and Electronic Equipment Operators	0	
3131	Photographers and image and sound recording equipment operators	0	
3132	Broadcasting and telecommunications equipment operators	0	
3133	Medical equipment operators	0	
3139	Optical and electronic equipment operators not elsewhere classified	0	
3140	Ship and Aircraft Controllers and Technicians	0	
3141	Ships' engineers	0	
3142	Ships' deck officers and pilots	0	
3143	Aircraft pilots and related associate professionals	0	

**# b921: Partner's current occupation (see code ISCO) (W2)**

Value	Label	Cases	Percentage
3144	Air traffic controllers	0	
3145	Air traffic safety technicians	0	
3150	Safety and Quality Inspectors	5	0.4%
3151	Building and fire inspectors	0	
3152	Safety, health and quality inspectors	0	
3200	LIFE SCIENCE AND HEALTH ASSOCIATE PROFESSIONALS	0	
3210	Life science technicians and related associate professionals	0	
3211	Life science technicians	9	0.7%
3212	Agronomy and forestry technicians	2	0.2%
3213	Farming and forestry advisers	0	
3220	Modern Health Associate Professionals (except Nursing)	0	
3221	Medical assistants	0	
3222	Sanitarians	0	
3223	Dieticians and nutritionists	0	
3224	Optometrists and opticians	0	
3225	Dental assistants	3	0.2%
3226	Physiotherapists and related associate professionals	0	
3227	Veterinary assistants	0	
3228	Pharmaceutical assistants	0	
3229	Modern health associate professionals (except nursing)	4	0.3%
3230	Nursing and Midwifery Associate Professionals	0	
3231	Nursing associate professionals	28	2.3%
3232	Midwifery associate professionals	0	
3233		2	0.2%
3240	Traditional Medicine Practitioners and Faith Healers	0	
3241	Traditional medicine practitioners	0	
3242	Faith healers	0	
3300	TEACHING ASSOCIATE PROFESSIONALS	2	0.2%
3310	Primary education teaching associate professionals	0	
3311		2	0.2%
3320	Pre-primary education teaching associate professionals	0	
3330	Special education teaching associate professionals	0	
3332		1	0.1%
3340	Other teaching associate professionals	0	
3400	OTHER ASSOCIATE PROFESSIONALS	11	0.9%
3410	Finance and Sales Associate Professionals	8	0.7%
3411	Securities and finance dealers and brokers	5	0.4%
3412	Insurance representatives	2	0.2%
3413	Estate agents	1	0.1%
3414	Travel consultants and organisers	0	
3415	Technical and commercial sales representatives	21	1.7%
3416	Buyers	1	0.1%
3417	Appraisers, valuers and auctioneers	0	
3419	Finance and sales associate professionals not elsewhere classified	1	0.1%
3420	Business Services Agents and Trade Brokers	0	

**# b921: Partner's current occupation (see code ISCO) (W2)**

Value	Label	Cases	Percentage
3421	Trade brokers	0	
3422	Clearing and forwarding agents	0	
3423	Employment agents and labour contractors	0	
3429	Business services agents and trade brokers not elsewhere classified	0	
3430	Administrative Associate Professionals	24	2.0%
3431	Administrative secretaries and related associate professionals	11	0.9%
3432	Legal and related business associate professionals	0	
3433	Bookkeepers	13	1.1%
3434	Statistical, mathematical and related associate professionals	0	
3439	Administrative associate professionals not elsewhere classified	2	0.2%
3440	Customs, tax and related government associate professionals	0	
3441	Customs and border inspectors	0	
3442	Government tax and excise officials	0	
3443	Government social benefits officials	0	
3444	Government licensing officials	0	
3449	Customs, tax and related government associate professionals not elsewhere classified	6	0.5%
3450	Police inspectors and detectives	0	
3451		1	0.1%
3453		1	0.1%
3454		1	0.1%
3456		2	0.2%
3460	Social work associate professionals	5	0.4%
3470	Artistic, entertainment and sports associate professionals	0	
3471	Decorators and commercial designers	0	
3472	Radio, television and other announcers	0	
3473	Street, night-club and related musicians, singers and dancers	0	
3474	Clowns, magicians, acrobats and related associate professionals	0	
3475	Athletes, sportspersons and related associate professionals	0	
3479		2	0.2%
3480	Religious associate professionals	0	
3482		2	0.2%
3490		1	0.1%
4000	CLERKS	0	
4100	OFFICE CLERKS	7	0.6%
4110	Secretaries and Keyboard-Operating Clerks	19	1.6%
4111	Stenographers and typists	5	0.4%
4112	Word-processor and related operators	0	
4113	Data entry operators	0	
4114	Calculating-machine operators	0	
4115	Secretaries	0	
4120	Numerical Clerks	2	0.2%
4121	Accounting and bookkeeping clerks	37	3.1%
4122	Statistical and finance clerks	1	0.1%
4130	Material-Recording and Transport Clerks	1	0.1%

**# b921: Partner's current occupation (see code ISCO) (W2)**

Value	Label	Cases	Percentage
4131	Stock clerks	1	0.1%
4132	Production clerks	1	0.1%
4133	Transport clerks	9	0.7%
4140	Library, Mail and Related Clerks	0	
4141	Library and filing clerks	1	0.1%
4142	Mail carriers and sorting clerks	7	0.6%
4143	Coding, proof-reading and related clerks	0	
4144	Scribes and related workers	0	
4190	Other office clerks	5	0.4%
4200	CUSTOMER SERVICES CLERKS	1	0.1%
4210	Cashiers, Tellers and Related Clerks	0	
4211	Cashiers and ticket clerks	0	
4212	Tellers and other counter clerks	15	1.2%
4213	Bookmakers and croupiers	3	0.2%
4214	Pawnbrokers and money-lenders	1	0.1%
4215	Debt-collectors and related workers	0	
4220	Client Information Clerks	0	
4221	Travel agency and related clerks	3	0.2%
4222	Receptionists and information clerks	5	0.4%
4223	Telephone switchboard operators	6	0.5%
4313		1	0.1%
5000	SERVICE WORKERS AND SHOP AND MARKET SALES WORKERS	0	
5100	PERSONAL AND PROTECTIVE SERVICES WORKERS	0	
5110	Travel Attendants and Related Workers	0	
5111	Travel attendants and travel stewards	1	0.1%
5112	Transport conductors	5	0.4%
5113	Travel guides	1	0.1%
5120	Housekeeping and Restaurant Services Workers	2	0.2%
5121	Housekeepers and related workers	0	
5122	Cooks	27	2.2%
5123	Waiters, waitresses and bartenders	8	0.7%
5124		2	0.2%
5130	Personal Care and Related Workers	0	
5131	Child-care workers	0	
5132	Institution-based personal care workers	1	0.1%
5133	Home-based personal care workers	0	
5139	Personal care and related workers not elsewhere classified	0	
5140	Other Personal Services Workers	0	
5141	Hairdressers, barbers, beauticians and related workers	8	0.7%
5142	Companions and valets	4	0.3%
5143	Undertakers and embalmers	0	
5144		3	0.2%
5149	Other personal services workers not elsewhere classified	0	
5150	Astrologers, Fortune-Tellers and Related Workers	0	

**# b921: Partner's current occupation (see code ISCO) (W2)**

Value	Label	Cases	Percentage
5151	Astrologers and related workers	0	
5152	Fortune-tellers, palmists and related workers	0	
5160	Protective Services Workers	0	
5161	Fire-fighters	2	0.2%
5162	Police officers	18	1.5%
5163	Prison guards	2	0.2%
5169	Protective services workers not elsewhere classified	0	
5200	MODELS, SALESPERSONS AND DEMONSTRATORS	0	
5210	Fashion and other models	0	
5211		75	6.2%
5220	Shop salespersons and demonstrators	0	
5230	Stall and market salespersons	0	
6000	6 SKILLED AGRICULTURAL AND FISHERY WORKERS	0	
6100	MARKET-ORIENTED SKILLED AGRICULTURAL AND FISHERY WORKERS	4	0.3%
6110	Market Gardeners and Crop Growers	0	
6111	Field crop and vegetable growers	0	
6112	Tree and shrub crop growers	0	
6113	Gardeners, horticultural and nursery growers	1	0.1%
6114	Mixed-crop growers	0	
6120	Market-Oriented Animal Producers and Related Workers	1	0.1%
6121	Dairy and livestock producers	0	
6122	Poultry producers	1	0.1%
6123	Apiarists and sericulturists	0	
6124	Mixed-animal producers	0	
6125		1	0.1%
6129	Market-oriented animal producers and related workers not elsewhere classified	1	0.1%
6130	Market-oriented crop and animal producers	2	0.2%
6140	Forestry and Related Workers	1	0.1%
6141	Forestry workers and loggers	0	
6142	Charcoal burners and related workers	0	
6150	615 Fishery Workers, Hunters and Trappers	2	0.2%
6151	6151 Aquatic-life cultivation workers	0	
6152	Inland and coastal waters fishery workers	0	
6153	Deep-sea fishery workers	0	
6154	Hunters and trappers	0	
6200	SUBSISTENCE AGRICULTURAL AND FISHERY WORKERS	0	
6210	Subsistence agricultural and fishery workers	0	
7000	CRAFT AND RELATED TRADES WORKERS	3	0.2%
7100	EXTRACTION AND BUILDING TRADES WORKERS	1	0.1%
7110	Miners, Shotfirers, Stone Cutters and Carvers	6	0.5%
7111	Miners and quarry workers	0	
7112	Shotfirers and blasters	0	
7113	Stone splitters, cutters and carvers	0	
7120	Building Frame and Related Trades Workers	18	1.5%



**# b921: Partner's current occupation (see code ISCO) (W2)**

Value	Label	Cases	Percentage
7121	Builders, traditional materials	23	1.9%
7122	Bricklayers and stonemasons	0	
7123	Concrete placers, concrete finishers and related workers	15	1.2%
7124	Carpenters and joiners	1	0.1%
7129	Building frame and related trades workers not elsewhere classified	1	0.1%
7130	Building Finishers and Related Trades Workers	3	0.2%
7131	Roofers	1	0.1%
7132	Floor layers and tile setters	4	0.3%
7133	Plasterers	0	
7134	Insulation workers	0	
7135	Glaziers	0	
7136	Plumbers and pipe fitters	15	1.2%
7137	Building and related electricians	18	1.5%
7139	Building and installation workers n.e.c. (CH ONLY)	0	
7140	Painters, Building Structure Cleaners and Related Trades workers	0	
7141	Painters and related workers	1	0.1%
7142	Varnishers and related painters	2	0.2%
7143	Building structure cleaners	0	
7200	METAL, MACHINERY AND RELATED TRADES WORKERS	4	0.3%
7210	Metal moulders, welders, sheet-metal workers, structural- metal preparers, and related trades workers	3	0.2%
7211	Metal moulders and coremakers	0	
7212	Welders and flamecutters	3	0.2%
7213	Sheet metal workers	0	
7214	Structural-metal preparers and erectors	0	
7215	Riggers and cable splicers	0	
7216	Underwater workers	0	
7220	Blacksmiths, Tool-Makers and Related Trades Workers	7	0.6%
7221	Blacksmiths, hammer-smiths and forging-press workers	2	0.2%
7222	Tool-makers and related workers	0	
7223	Machine-tool setters and setter-operators	0	
7224	Metal wheel-grinders, polishers and tool sharpeners	25	2.1%
7226		7	0.6%
7227		1	0.1%
7230	Machinery Mechanics and Fitters	15	1.2%
7231	Motor vehicle mechanics and fitters	13	1.1%
7232	Aircraft engine mechanics and fitters	0	
7233	Handicraft workers in wood, textile, leather and related materials	0	
7234		2	0.2%
7235		13	1.1%
7239		3	0.2%
7240	Electrical and Electronic Equipment Mechanics and Fitters	14	1.2%
7241	Electrical mechanics and fitters	6	0.5%
7242	Electronics fitters	0	
7243	Electronics mechanics and servicers	1	0.1%

## # b921: Partner's current occupation (see code ISCO) (W2)

Value	Label	Cases	Percentage
7244	Telegraph and telephone installers and servicers	0	
7245	Electrical line installers, repairers and cable jointers	0	
7300	PRECISION, HANDICRAFT, PRINTING AND RELATED TRADES WORKERS	0	
7310	Precision Workers In Metal and Related Materials	0	
7311	Precision-instrument makers and repairers	0	
7312	Musical instrument makers and tuners	0	
7313	Jewellery and precious-metal workers	1	0.1%
7320	Potters, Glass-Makers and Related Trades Workers	2	0.2%
7321	Abrasive wheel formers, potters and related workers	0	
7322	Glass makers, cutters, grinders and finishers	0	
7323	Glass engravers and etchers	0	
7324	Glass, ceramics and related decorative painters	0	
7330	Handicraft Workers In Wood, Textile, Leather and Related Materials	0	
7331	Handicraft workers in wood and related materials	0	
7332	Handicraft workers in textile, leather and related materials	0	
7340	Printing and Related Trades Workers	0	
7341	Compositors, typesetters and related workers	1	0.1%
7342	Stereotypers and electrotypers	0	
7343	Printing engravers and etchers	0	
7344	Photographic and related workers	0	
7345	Bookbinders and related workers	0	
7346	Silk-screen, block and textile printers	0	
7400	OTHER CRAFT AND RELATED TRADES WORKERS	0	
7410	Food Processing and Related Trades Workers	1	0.1%
7411	Butchers, fishmongers and related food preparers	2	0.2%
7412	Bakers, pastry-cooks and confectionery makers	4	0.3%
7413	Dairy-products makers	0	
7414	Fruit, vegetable and related preservers	1	0.1%
7415	Food and beverage tasters and graders	0	
7416	Tobacco preparers and tobacco products makers	0	
7420	Wood Treaters, Cabinet-Makers and Related Trades Workers	2	0.2%
7421	Wood treaters	0	
7422	Cabinet makers and related workers	1	0.1%
7423	Woodworking machine setters and setter-operators	0	
7424	Basketry weavers, brush makers and related workers	0	
7430	Textile, Garment and Related Trades Workers	0	
7431	Fibre preparers	0	
7432	Weavers, knitters and related workers	0	
7433	Tailors, dressmakers and hatters	0	
7434	Furriers and related workers	0	
7435	Textile, leather and related pattern-makers and cutters	0	
7436	Sewers, embroiderers and related workers	1	0.1%
7437	Upholsterers and related workers	1	0.1%
7440	Pelt, Leather and Shoemaking Trades Workers	0	

## # b921: Partner's current occupation (see code ISCO) (W2)

Value	Label	Cases	Percentage
7441	Pelt dressers, tanners and fellmongers	0	
7442	Shoe-makers and related workers	0	
7500		9	0.7%
7513		1	0.1%
8000	PLANT AND MACHINE OPERATORS AND ASSEMBLERS	19	1.6%
8100	STATIONARY-PLANT AND RELATED OPERATORS	5	0.4%
8110	Mining- and Mineral-Processing-Plant Operators	0	
8111	Mining-plant operators	0	
8112	Mineral-ore- and stone-processing-plant operators	0	
8113	Well drillers and borers and related workers	0	
8120	Metal-Processing-Plant Operators	0	
8121	Ore and metal furnace operators	0	
8122	Metal melters, casters and rolling-mill operators	3	0.2%
8123	Metal-heat-treating-plant operators	0	
8124	Metal drawers and extruders	1	0.1%
8130	Glass, Ceramics and Related Plant Operators	0	
8131	Glass and ceramics kiln and related machine operators	0	
8139	Glass, ceramics and related plant operators not elsewhere classified	0	
8140	Wood-Processing- and Papermaking-Plant Operators	1	0.1%
8141	Wood-processing-plant operators	0	
8142	Paper-pulp plant operators	0	
8143	Papermaking-plant operators	0	
8150	Chemical-Processing-Plant Operators	3	0.2%
8151	Crushing-, grinding- and chemical-mixing-machinery operators	0	
8152	Chemical-heat-treating-plant operators	0	
8153	Chemical-filtering- and separating-equipment operators	0	
8154	Chemical-still and reactor operators (except petroleum and natural gas)	0	
8155	Petroleum- and natural-gas-refining-plant operators	0	
8159	Chemical-processing-plant operators not elsewhere classified	0	
8160	Power-Production and Related Plant Operators	0	
8161	Power-production plant operators	0	
8162	Steam-engine and boiler operators	0	
8163	Incinerator, water-treatment and related plant operators	0	
8170	Automated-Assembly-Line and Industrial-Robot Operators	0	
8171	Automated-assembly-line operators	0	
8172	Industrial-robot operators	0	
8200	MACHINE OPERATORS AND ASSEMBLERS	0	
8210	Metal- and Mineral-Products Machine Operators	0	
8211	Machine-tool operators	1	0.1%
8212	Cement and other mineral products machine operators	0	
8220	Chemical-Products Machine Operators	0	
8221	8221 Pharmaceutical- and toiletry-products machine operators	0	
8222	Ammunition- and explosive-products machine operators	0	
8223	Metal finishing-, plating- and coating-machine operator	0	

**# b921: Partner's current occupation (see code ISCO) (W2)**

Value	Label	Cases	Percentage
8224	8224 Photographic-products machine operators	0	
8229	Chemical-products machine operators not elsewhere classified	0	
8230	Rubber- and Plastic-Products Machine Operators	0	
8231	Rubber-products machine operators	0	
8232	Plastic-products machine operators	0	
8240	Wood products machine operators	1	0.1%
8250	Printing-, Binding- and Paper-Products Machine Operators	1	0.1%
8251	Printing-machine operators	0	
8252	Bookbinding-machine operators	0	
8253	Paper-products machine operators	0	
8260	Textile-, Fur- and Leather-Products Machine Operators	0	
8261	Fibre-preparing-, spinning- and winding-machine operators	0	
8262	Weaving- and knitting-machine operators	0	
8263	Sewing-machine operators	4	0.3%
8264	Bleaching-, dyeing- and cleaning-machine operators	0	
8265	Fur- and leather-preparing-machine operators	0	
8266	Shoemaking- and related machine operators	0	
8269	Textile-, fur- and leather-products machine operators not elsewhere classified	0	
8270	Food and Related Products Machine Operators	0	
8271	Meat- and fish-processing-machine operators	0	
8272	Dairy-products machine operators	0	
8273	Grain- and spice-milling-machine operators	0	
8274	Baked-goods, cereal and chocolate-products machine operators	1	0.1%
8275	Fruit-, vegetable- and nut-processing-machine operators	0	
8276	Sugar production machine operators	0	
8277	Tea-, coffee-, and cocoa-processing-machine operators	0	
8278	Brewers, wine and other beverage machine operators	0	
8279	Tobacco production machine operators	0	
8280	Assemblers	7	0.6%
8281	Mechanical-machinery assemblers	0	
8282	Electrical-equipment assemblers	0	
8283	Electronic-equipment assemblers	1	0.1%
8284	Metal-, rubber- and plastic-products assemblers	0	
8285	Wood and related products assemblers	0	
8286	Paperboard, textile and related products assemblers	0	
8290	Other machine operators and assemblers	1	0.1%
8300	DRIVERS AND MOBILE-PLANT OPERATORS	0	
8310	Locomotive-Engine Drivers and Related Workers	0	
8311	Locomotive-engine drivers	2	0.2%
8312	Railway brakemen, signallers and shunters	0	
8320	Motor-Vehicle Drivers	40	3.3%
8321	Motor-cycle drivers	3	0.2%
8322	Car, taxi and van drivers	1	0.1%
8323	Bus and tram drivers	6	0.5%

**# b921: Partner's current occupation (see code ISCO) (W2)**

Value	Label	Cases	Percentage
8324	Heavy-truck and lorry drivers	16	1.3%
8326		3	0.2%
8330	Agricultural and Other Mobile-Plant Operators	0	
8331	Motorised farm and forestry plant operators	2	0.2%
8332	Earth-moving- and related plant operators	2	0.2%
8333	Crane, hoist and related plant operators	2	0.2%
8334	Lifting-truck operators	0	
8340	Ships' deck crews and related workers	0	
9000	ELEMENTARY OCCUPATIONS	1	0.1%
9100	SALES AND SERVICES ELEMENTARY OCCUPATIONS	0	
9110	Street Vendors and Related Workers	0	
9111	Street food vendors	0	
9112	Street vendors, non-food products	0	
9113	Door-to-door and telephone salespersons	0	
9120	Shoe cleaning and other street services elementary occupations	0	
9130	Domestic and Related Helpers, Cleaners and Launderers	11	0.9%
9131	Domestic helpers and cleaners	1	0.1%
9132	Helpers and cleaners in offices, hotels and other establishments	8	0.7%
9133	Hand-launderers and pressers	0	
9140	Building Caretakers, Window and Related Cleaners	1	0.1%
9141	Building caretakers	0	
9142	Vehicle, window and related cleaners	1	0.1%
9150	Messengers, Porters, Doorkeepers and Related Workers	0	
9151	Messengers, package and luggage porters and deliverers	0	
9152	Doorkeepers, watchpersons and related workers	5	0.4%
9153	Vending-machine money collectors, meter readers and related workers	0	
9160	Garbage Collectors and Related Labourers	0	
9161	Garbage collectors	0	
9162	Sweepers and related labourers	0	
9169		1	0.1%
9200	AGRICULTURAL, FISHERY AND RELATED LABOURERS	11	0.9%
9210	Agricultural, Fishery and Related Labourers	0	
9211	Farm-hands and labourers	0	
9212	Forestry labourers	0	
9213	Fishery, hunting and trapping labourers	0	
9300	LABOURERS IN MINING, CONSTRUCTION, MANUFACTURING AND TRANSPORT	2	0.2%
9310	Mining and Construction Labourers	2	0.2%
9311	Mining and quarrying labourers	0	
9312	Construction and maintenance labourers: roads, dams and similar constructions	0	
9313	Building construction labourers	0	
9320	Manufacturing Labourers	1	0.1%
9321	Assembling labourers	5	0.4%
9322	Hand packers and other manufacturing labourers	1	0.1%

# b921: Partner's current occupation (see code ISCO) (W2)			
Value	Label	Cases	Percentage
9330	Transport Labourers and Freight Handlers	1	0.1%
9331	Hand or pedal vehicle drivers	0	
9332	Drivers of animal-drawn vehicles and machinery	0	
9333	Freight handlers	0	
9339		15	1.2%
9997	does not know	0	
9998	refusal	0	
9999	no response/not applicable	91	
Sysmiss		1857	
<i>Warning: these figures indicate the number of cases found in the data file. They cannot be interpreted as summary statistics of the population of interest.</i>			
# b921_1dig: Partner's current occupation (see code ISCO) (W2)			
Information	[Type= discrete] [Format=numeric] [Range= 0-99] [Missing=*/97/98/99]		
Statistics [NW/ W]	[Valid=1201 /-] [Invalid=1948 /-]		
Definition	Q 1021		
Universe	If code 2, 3, 4 on Q 1001 OR code 1 on Q 1020		
Pre-question	I would now like to ask a few questions about your partner's/spouse's current job or business. If he/she is engaged in two or more jobs or businesses, I would like you to tell me now only about the one in which he/she spends most of his/her working hours.		
Literal question	What is your partner's/spouse's current occupation? Please describe the principal activity he/she performs.		
Notes	Occupations were re-coded according to 1 digit ISCO codes		
Value	Label	Cases	Percentage
0	Armed Forces	8	0.7%
1	legislators, senior officials and managers	58	4.8%
2	professionals	148	12.3%
3	technicians and associate professionals	232	19.3%
4	clerks	131	10.9%
5	service workers and shop and market sales workers	159	13.2%
6	agricultural, forestry and fishery workers	14	1.2%
7	craft and related trades workers	258	21.5%
8	plant and machine operators and assemblers	126	10.5%
9	elementary occupations	67	5.6%
97	does not know	0	
98	refusal	0	
99	no response/not applicable	0	
Sysmiss		1948	
<i>Warning: these figures indicate the number of cases found in the data file. They cannot be interpreted as summary statistics of the population of interest.</i>			
# b922: Partner's full-time or part-time			
Information	[Type= discrete] [Format=numeric] [Range= 1-1804] [Missing=*/7/8/9]		
Statistics [NW/ W]	[Valid=1266 /-] [Invalid=1883 /-]		
Definition	Q 1022		
Universe	If code 2, 3, 4 on Q 1001 OR code 1 on Q 1020		
Literal question	Is your partner's/spouse's work or business full-time or part-time?		

# b922: Partner's full-time or part-time			
Value	Label	Cases	Percentage
1	full-time	1208	<div><div></div></div> 95.4%
2	part-time	58	<div><div></div></div> 4.6%
3	both (it changed meanwhile)	0	
7	does not know	0	
8	refusal	0	
9	no response/not applicable	26	
Sysmiss		1857	
Warning: these figures indicate the number of cases found in the data file. They cannot be interpreted as summary statistics of the population of interest.			
# b923: Partner's number of hrs usually working per week (W2)			
Information	[Type= discrete] [Format=numeric] [Range= 0-9999] [Missing=*/997/998/999]		
Statistics [NW/ W]	[Valid=1169 /-] [Invalid=1980 /-]		
Definition	Q 1023		
Universe	If code 2, 3, 4 on Q 1001 OR code 1 on Q 1020		
Literal question	How many hours per week does your partner/spouse normally work in this job or business including overtime?		
Value	Label	Cases	Percentage
0		1	<div><div></div></div> 0.1%
2		1	<div><div></div></div> 0.1%
7		1	<div><div></div></div> 0.1%
8		5	<div><div></div></div> 0.4%
10		7	<div><div></div></div> 0.6%
12		2	<div><div></div></div> 0.2%
15		2	<div><div></div></div> 0.2%
18		2	<div><div></div></div> 0.2%
20		24	<div><div></div></div> 2.1%
21		1	<div><div></div></div> 0.1%
22		2	<div><div></div></div> 0.2%
24		2	<div><div></div></div> 0.2%
25		3	<div><div></div></div> 0.3%
26		1	<div><div></div></div> 0.1%
30		16	<div><div></div></div> 1.4%
32		2	<div><div></div></div> 0.2%
34		1	<div><div></div></div> 0.1%
35		9	<div><div></div></div> 0.8%
36		6	<div><div></div></div> 0.5%
37		8	<div><div></div></div> 0.7%
38		9	<div><div></div></div> 0.8%
39		2	<div><div></div></div> 0.2%
40		429	<div><div></div></div> 36.7%
41		6	<div><div></div></div> 0.5%
42		105	<div><div></div></div> 9.0%
43		27	<div><div></div></div> 2.3%
44		19	<div><div></div></div> 1.6%
45		84	<div><div></div></div> 7.2%
46		9	<div><div></div></div> 0.8%

# b923: Partner's number of hrs usually working per week (W2)			
Value	Label	Cases	Percentage
47		3	0.3%
48		45	3.8%
49		1	0.1%
50		189	16.2%
51		1	0.1%
52		5	0.4%
54		5	0.4%
55		26	2.2%
56		1	0.1%
58		1	0.1%
60		77	6.6%
63		1	0.1%
65		6	0.5%
70		12	1.0%
72		4	0.3%
80		4	0.3%
84		1	0.1%
120		1	0.1%
997	does not know	0	
998	refusal	0	
999	no response/not applicable	123	
Sysmiss		1857	
Warning: these figures indicate the number of cases found in the data file. They cannot be interpreted as summary statistics of the population of interest.			
# b924: Partner's location of work place (W2)			
Information	[Type= discrete] [Format=numeric] [Range= 1-2402] [Missing=*/7/8/9]		
Statistics [NW/ W]	[Valid=1266 /-] [Invalid=1883 /-]		
Definition	Q 1024  AUS, only two country-specific items: "2401-Works from home at least sometimes", "2402-Does not work from home at all".		
Universe	If code 2, 3, 4 on Q 1001 OR code 1 on Q 1020		
Literal question	Which of the following statements best describes where your partner/spouse works?		
Value	Label	Cases	Percentage
1	usually work in one place away from home	957	75.6%
2	usually work at home	30	2.4%
3	usually work part of the week at home and part away from home	25	2.0%
4	usually work in a variety of places away from home	254	20.1%
2401	Works from home at least sometimes	0	
2402	Does not work from home at all	0	
7	does not know	0	
8	refusal	0	
9	no response/not applicable	26	
Sysmiss		1857	
Warning: these figures indicate the number of cases found in the data file. They cannot be interpreted as summary statistics of the population of interest.			



# b925: Partner's work schedule			
Information	[Type= discrete] [Format=numeric] [Range= 1-109] [Missing=*/97/98/99]		
Statistics [NW/ W]	[Valid=1266 /-] [Invalid=1883 /-]		
Definition	Q 1025		
Universe	If code 2, 3, 4 on Q 1001 OR code 1 on Q 1020		
Pre-question	Card 933: Work Schedule.		
Literal question	When does your partner/spouse usually work at this job? Please choose your answer from the card.		
Value	Label	Cases	Percentage
1	during the daytime	1008	<div><div></div></div> 79.6%
2	in the evening	8	<div><div></div></div> 0.6%
3	at night	3	<div><div></div></div> 0.2%
4	early in the morning	7	<div><div></div></div> 0.6%
5	over the weekend	1	<div><div></div></div> 0.1%
6	the working hours change periodically	138	<div><div></div></div> 10.9%
7	two or more working periods each working day	8	<div><div></div></div> 0.6%
8	work on call	5	<div><div></div></div> 0.4%
9	irregular working times	66	<div><div></div></div> 5.2%
10	some other arrangement of working time	22	<div><div></div></div> 1.7%
97	does not know	0	
98	refusal	0	
99	no response/not applicable	26	
Sysmiss		1857	
Warning: these figures indicate the number of cases found in the data file. They cannot be interpreted as summary statistics of the population of interest.			
# b926: Partner's class of worker			
Information	[Type= discrete] [Format=numeric] [Range= 1-1201] [Missing=*/7/8/9]		
Statistics [NW/ W]	[Valid=1266 /-] [Invalid=1883 /-]		
Definition	Q 1026  RUS, one additional countr-specific value: "1201-Farmer".		
Universe	If code 2, 3, 4 on Q 1001 OR code 1 on Q 1020		
Literal question	Is your partner/spouse ...		
Value	Label	Cases	Percentage
1	work for an employer in paid employment	1096	<div><div></div></div> 86.6%
2	self-employment	167	<div><div></div></div> 13.2%
3	work without payment in a family enterprise	0	
4	work in employment-related training or paid apprenticeship	3	<div><div></div></div> 0.2%
5	odd jobs	0	
6	another kind of work	0	
1201	Farmer	0	
7	does not know	0	
8	refusal	0	
9	no response/not applicable	26	
Sysmiss		1857	
Warning: these figures indicate the number of cases found in the data file. They cannot be interpreted as summary statistics of the population of interest.			

# b927: Partner has supervision/co-ordination responsibilities (W2)			
Information	[Type= discrete] [Format=numeric] [Range= 1-99] [Missing=*/7/8/9]		
Statistics [NW/ W]	[Valid=1073 /-] [Invalid=2076 /-]		
Definition	Q 1027		
Universe	If code 1,3 or 4 on Q 1026		
Literal question	Does your partner/spouse supervise or co-ordinate the work of any personnel?		
Value	Label	Cases	Percentage
1	yes	205	<div><div></div></div> 19.1%
2	no	868	<div><div></div></div> 80.9%
7	does not know	0	
8	refusal	0	
9	no response/not applicable	26	
Sysmiss		2050	
Warning: these figures indicate the number of cases found in the data file. They cannot be interpreted as summary statistics of the population of interest.			
# b928: Partner's business or organization private, public of mixed			
Information	[Type= discrete] [Format=numeric] [Range= 1-2401] [Missing=*/7/8/9]		
Statistics [NW/ W]	[Valid=1099 /-] [Invalid=2050 /-]		
Definition	Q 1028  AUS: one additional item "2401-Other". GEO: one additional item "1301 - other (NGO,political parties,religious community etc)".		
Universe	If code 1,3 or 4 on Q 1026		
Literal question	Is the business or organisation where your partner/spouse works private, public or mixed?		
Value	Label	Cases	Percentage
1	private	786	<div><div></div></div> 71.5%
2	public	290	<div><div></div></div> 26.4%
3	mixed	23	<div><div></div></div> 2.1%
1301	other (NGO,political parties,religious community etc)	0	
2401	Other	0	
7	does not know	0	
8	refusal	0	
9	no response/not applicable	0	
Sysmiss		2050	
Warning: these figures indicate the number of cases found in the data file. They cannot be interpreted as summary statistics of the population of interest.			
# b929_1: Services/benefits employer: 1 (W2)			
Information	[Type= discrete] [Format=numeric] [Range= 1-2505] [Missing=*/7/8/9]		
Statistics [NW/ W]	[Valid=917 /-] [Invalid=2232 /-]		
Definition	Q 1029  Country-specific additional items: - BGR: five items "1101 - meal coupons", "1102 - public transportation", "1103 - private medical insurance", "1104 - working clothes", "1105-annual full-pay leave". - GEO: four items "1301 - paid holiday", "1302 - reimbursing illness", "1303 - transport", "1304 - nourishment". - DEU: one item "1401 - child care services". - LTU: five items "2501 - Sport, health, leisure service", "2502 - Transport expences", "2503 - Telephone or Internet expenses", "2504 - Workwear", "2505 - Nutrition".		
Universe	If code 1,3 or 4 on Q 1026		

# b929_1: Services/benefits employer: 1 (W2)			
<b>Literal question</b>		Is your partner/spouse entitled to any of the following services or benefits that are either free or subsidised and are paid for by the business or organisation that he/she works for?	
Value	Label	Cases	Percentage
1	child-minding or creche	12	1.3%
2	health care or medical insurance	905	98.7%
3	education and training	0	
4	housing	0	
1101	meal coupons	0	
1102	public transportation	0	
1103	private medical insurance	0	
1104	working clothes	0	
1105	annual full pay leave	0	
1301	paid holiday	0	
1302	reimbursing illness	0	
1303	transport	0	
1304	nourishment	0	
1401	child care services	0	
2501	Sport, health, leisure service	0	
2502	Transport expenses	0	
2503	Telephone or Internet expenses	0	
2504	Workwear	0	
2505	Nutrition	0	
7	does not know	0	
8	refusal	0	
9	no response/not applicable	182	
Sysmiss		2050	
Warning: these figures indicate the number of cases found in the data file. They cannot be interpreted as summary statistics of the population of interest.			
# b929_2: Services/benefits employer: 2 (W2)			
<b>Information</b>		[Type= discrete] [Format=numeric] [Range= 1-2505] [Missing=*/7/8/9]	
<b>Statistics [NW/ W]</b>		[Valid=918 /-] [Invalid=2231 /-]	
<b>Definition</b>		Q 1029  Country-specific additional items: - BGR: five items "1101 - meal coupons", "1102 - public transportation", "1103 - private medical insurance", "1104 - working clothes", "1105-annual full-pay leave". - GEO: four items "1301 - paid holiday", "1302 - reimbursing illness", "1303 - transport", "1304 - nourishment". - DEU: one item "1401 - child care services". - LTU: five items "2501 - Sport, health, leisure service", "2502 - Transport expenses", "2503 - Telephone or Internet expenses", "2504 - Workwear", "2505 - Nutrition".	
<b>Universe</b>		If code 1,3 or 4 on Q 1026	
<b>Literal question</b>		Is your partner/spouse entitled to any of the following services or benefits that are either free or subsidised and are paid for by the business or organisation that he/she works for?	
Value	Label	Cases	Percentage
1	child-minding or creche	220	24.0%
2	health care or medical insurance	698	76.0%
3	education and training	0	
4	housing	0	
1101	meal coupons	0	

# b929_2: Services/benefits employer: 2 (W2)			
Value	Label	Cases	Percentage
1102	public transportation	0	
1103	private medical insurance	0	
1104	working clothes	0	
1105	annual full pay leave	0	
1301	paid holiday	0	
1302	reimbursing illness	0	
1303	transport	0	
1304	nourishment	0	
1401	child care services	0	
2501	Sport, health, leisure service	0	
2502	Transport expenses	0	
2503	Telephone or Internet expenses	0	
2504	Workwear	0	
2505	Nutrition	0	
7	does not know	0	
8	refusal	0	
9	no response/not applicable	181	
Sysmiss		2050	
Warning: these figures indicate the number of cases found in the data file. They cannot be interpreted as summary statistics of the population of interest.			
# b929_3: Services/benefits employer: 3 (W2)			
Information	[Type= discrete] [Format=numeric] [Range= 1-2505] [Missing=*/7/8/9]		
Statistics [NW/ W]	[Valid=932 /-] [Invalid=2217 /-]		
Definition	Q 1029  Country-specific additional items: - BGR: five items "1101 - meal coupons", "1102 - public transportation", "1103 - private medical insurance", "1104 - working clothes", "1105-annual full-pay leave". - GEO: four items "1301 - paid holiday", "1302 - reimbursing illness", "1303 - transport", "1304 - nourishment". - DEU: one item "1401 - child care services". - LTU: five items "2501 - Sport, health, leisure service", "2502 - Transport expenses", "2503 - Telephone or Internet expenses", "2504 - Workwear", "2505 - Nutrition".		
Universe	If code 1,3 or 4 on Q 1026		
Literal question	Is your partner/spouse entitled to any of the following services or benefits that are either free or subsidised and are paid for by the business or organisation that he/she works for?		
Value	Label	Cases	Percentage
1	child-minding or creche	478	51.3%
2	health care or medical insurance	454	48.7%
3	education and training	0	
4	housing	0	
1101	meal coupons	0	
1102	public transportation	0	
1103	private medical insurance	0	
1104	working clothes	0	
1105	annual full pay leave	0	
1301	paid holiday	0	
1302	reimbursing illness	0	
1303	transport	0	

### # b929\_3: Services/benefits employer: 3 (W2)

Value	Label	Cases	Percentage
1304	nourishment	0	
1401	child care services	0	
2501	Sport, health, leisure service	0	
2502	Transport expences	0	
2503	Telephone or Internet expences	0	
2504	Workwear	0	
2505	Nutrition	0	
7	does not know	0	
8	refusal	0	
9	no response/not applicable	167	
Sysmiss		2050	

Warning: these figures indicate the number of cases found in the data file. They cannot be interpreted as summary statistics of the population of interest.

### # b929\_4: Services/benefits employer: 4 (W2)

<b>Information</b>	[Type= discrete] [Format=numeric] [Range= 1-2505] [Missing=*/7/8/9]
<b>Statistics [NW/ W]</b>	[Valid=962 /-] [Invalid=2187 /-]
<b>Definition</b>	<p>Q 1029</p> <p>Country-specific additional items:</p> <ul style="list-style-type: none"> <li>- BGR: five items "1101 - meal coupons", "1102 - public transportation", "1103 - private medical insurance", "1104 - working clothes", "1105-annual full-pay leave".</li> <li>- GEO: four items "1301 - paid holiday", "1302 - reimbursing illness", "1303 - transport", "1304 - nourishment".</li> <li>- DEU: one item "1401 - child care services".</li> <li>- LTU: five items "2501 - Sport, health, leisure service", "2502 - Transport expences", "2503 - Telephone or Internet expences", "2504 - Workwear", "2505 - Nutrition".</li> </ul>
<b>Universe</b>	If code 1,3 or 4 on Q 1026
<b>Literal question</b>	Is your partner/spouse entitled to any of the following services or benefits that are either free or subsidised and are paid for by the business or organisation that he/she works for?

Value	Label	Cases	Percentage
1	child-minding or creche	41	4.3%
2	health care or medical insurance	921	95.7%
3	education and training	0	
4	housing	0	
1101	meal coupons	0	
1102	public transportation	0	
1103	private medical insurance	0	
1104	working clothes	0	
1105	annual full pay leave	0	
1301	paid holiday	0	
1302	reimbursing illness	0	
1303	transport	0	
1304	nourishment	0	
1401	child care services	0	
2501	Sport, health, leisure service	0	
2502	Transport expences	0	
2503	Telephone or Internet expences	0	
2504	Workwear	0	
2505	Nutrition	0	

# b929_4: Services/benefits employer: 4 (W2)			
Value	Label	Cases	Percentage
7	does not know	0	
8	refusal	0	
9	no response/not applicable	137	
Sysmiss		2050	
<i>Warning: these figures indicate the number of cases found in the data file. They cannot be interpreted as summary statistics of the population of interest.</i>			
# b929_5: Services/benefits employer: 5			
Information	[Type= discrete] [Format=numeric] [Range= 1-2505] [Missing=*/7/8/9]		
Statistics [NW/ W]	[Valid=920 /-] [Invalid=2229 /-]		
Definition	Q 1029  Country-specific additional items: - BGR: five items "1101 - meal coupons", "1102 - public transportation", "1103 - private medical insurance", "1104 - working clothes", "1105-annual full-pay leave". - GEO: four items "1301 - paid holiday", "1302 - reimbursing illness", "1303 - transport", "1304 - nourishment". - DEU: one item "1401 - child care services". - LTU: five items "2501 - Sport, health, leisure service", "2502 - Transport expences", "2503 - Telephone or Internet expenses", "2504 - Workwear", "2505 - Nutrition".		
Universe	If code 1,3 or 4 on Q 1026		
Literal question	Is your partner/spouse entitled to any of the following services or benefits that are either free or subsidised and are paid for by the business or organisation that he/she works for?		
Value	Label	Cases	Percentage
1	child-minding or creche	192	20.9%
2	health care or medical insurance	728	79.1%
3	education and training	0	
4	housing	0	
1101	meal coupons	0	
1102	public transportation	0	
1103	private medical insurance	0	
1104	working clothes	0	
1105	annual full pay leave	0	
1301	paid holiday	0	
1302	reimbursing illness	0	
1303	transport	0	
1304	nourishment	0	
1401	child care services	0	
2501	Sport, health, leisure service	0	
2502	Transport expences	0	
2503	Telephone or Internet expenses	0	
2504	Workwear	0	
2505	Nutrition	0	
7	does not know	0	
8	refusal	0	
9	no response/not applicable	179	
Sysmiss		2050	
<i>Warning: these figures indicate the number of cases found in the data file. They cannot be interpreted as summary statistics of the population of interest.</i>			
# b930: Partner's employer allows flexible time arrangements for personal reason (W2)			
Information	[Type= discrete] [Format=numeric] [Range= 1-99] [Missing=*/7/8/9]		

# b930: Partner's employer allows flexible time arrangements for personal reason (W2)			
Statistics [NW/ W]	[Valid=854 /-] [Invalid=2295 /-]		
Definition	Q 1030		
Universe	If code 1,3 or 4 on Q 1026		
Literal question	Does your partner's/spouse's employer allow regular flexible time arrangements for personal reasons, like for adapting to children's schedules?		
Value	Label	Cases	Percentage
1	yes	248	<div><div></div></div> 29.0%
2	no	606	<div><div></div></div> 71.0%
7	does not know	0	
8	refusal	0	
9	no response/not applicable	245	
Sysmiss		2050	
Warning: these figures indicate the number of cases found in the data file. They cannot be interpreted as summary statistics of the population of interest.			
# b931: Partner's number of paid employees			
Information	[Type= discrete] [Format=numeric] [Range= 0-10009] [Missing=*/9997/9998/9999]		
Statistics [NW/ W]	[Valid=163 /-] [Invalid=2986 /-]		
Definition	Q 1031  - AUS: ten additional values "2401-1 to 3", "2402-4 to 8", "2403-9 to 18", "2404-19 to 48", "2405-49 to 99", "2406-100 to 199", "2407-200 to 499", "2408-500 or more", "2409-Dont know, but fewer than 20", "2410-Dont know, but 20 or more". - FRA: two additional values "1501 - Less than 10 employees", "1502 - 10 employees or more".		
Universe	If code 2 on Q 1026		
Literal question	How many paid employees does your partner's/spouse's business have, including family members who work for pay?		
Value	Label	Cases	Percentage
0	no paid employees	102	<div><div></div></div> 62.6%
1		20	<div><div></div></div> 12.3%
2		5	<div><div></div></div> 3.1%
3		9	<div><div></div></div> 5.5%
4		10	<div><div></div></div> 6.1%
5		3	<div><div></div></div> 1.8%
6		4	<div><div></div></div> 2.5%
8		1	<div><div></div></div> 0.6%
10		1	<div><div></div></div> 0.6%
12		2	<div><div></div></div> 1.2%
15		1	<div><div></div></div> 0.6%
20		2	<div><div></div></div> 1.2%
30		1	<div><div></div></div> 0.6%
40		1	<div><div></div></div> 0.6%
100		1	<div><div></div></div> 0.6%
1501	Less than 10 employees	0	
1502	10 employees or more	0	
2401	1 to 3	0	
2402	4 to 8	0	
2403	9 to 18	0	
2404	19 to 48	0	
2405	49 to 99	0	

# b931: Partner's number of paid employees			
Value	Label	Cases	Percentage
2408	500 or more	0	
9997	does not know	0	
9998	refusal	0	
9999	no response/not applicable	4	
Sysmiss		2982	
Warning: these figures indicate the number of cases found in the data file. They cannot be interpreted as summary statistics of the population of interest.			
# b932: Has partner any income from additional job/business			
Information	[Type= discrete] [Format=numeric] [Range= 1-99] [Missing=*/7/8/9]		
Statistics [NW/ W]	[Valid=1234 /-] [Invalid=1915 /-]		
Definition	Q 1032		
Universe	If code 2, 3, 4 on Q 901 OR code 1 on Q 1020		
Literal question	Does your partner/spouse currently earn money from an additional job or business? This includes any kind of work like part-time work, odd jobs, homework, second jobs, part-time self-employment, running a small business, or part-time agriculture.		
Value	Label	Cases	Percentage
1	yes	39	3.2%
2	no	1195	96.8%
7	does not know	0	
8	refusal	0	
9	no response/not applicable	58	
Sysmiss		1857	
Warning: these figures indicate the number of cases found in the data file. They cannot be interpreted as summary statistics of the population of interest.			
# b933: Partner's kind of activity of additional job/business (see code ISCO)			
Information	[Type= continuous] [Format=numeric] [Range= 1-9339] [Missing=*/9997/9998/9999]		
Statistics [NW/ W]	[Valid=38 /-] [Invalid=3111 /-]		
Definition	Q 1033		
Universe	If code 1 on 1032		
Literal question	What kind of activity is this?		
Value	Label	Cases	Percentage
1	LEGISLATORS, SENIOR OFFICIALS, MANAGERS	0	
2	PROFESSIONALS	0	
3	TECHNICIANS AND ASSOCIATE PROFESSIONALS	0	
4	CLERKS	0	
5	SERVICE WORKERS AND SHOP AND MARKET SALES WORKERS	0	
6	SKILLED AGRICULTURAL AND FISHERY WORKERS	0	
7	CRAFT AND RELATED TRADES WORKERS	0	
8	PLANT AND MACHINE OPERATORS AND ASSEMBLERS	0	
9	ELEMENTARY OCCUPATIONS	0	
11	LEGISLATORS AND SENIOR OFFICIALS	0	
12	CORPORATE MANAGERS	0	
13	GENERAL MANAGERS	0	
21	PHYSICAL, MATHEMATICAL AND ENGINEERING SCIENCE PROFESSIONALS	0	
22	LIFE SCIENCE AND HEALTH PROFESSIONALS	0	



**# b933: Partner's kind of activity of additional job/business (see code ISCO)**

Value	Label	Cases	Percentage
23	TEACHING PROFESSIONALS	0	
24	OTHER PROFESSIONALS	0	
31	PHYSICAL AND ENGINEERING SCIENCE ASSOCIATE PROFESSIONALS	0	
32	LIFE SCIENCE AND HEALTH ASSOCIATE PROFESSIONALS	0	
33	TEACHING ASSOCIATE PROFESSIONALS	0	
34	OTHER ASSOCIATE PROFESSIONALS	0	
41	OFFICE CLERKS	0	
42	CUSTOMER SERVICES CLERKS	0	
51	PERSONAL AND PROTECTIVE SERVICES WORKERS	0	
52	MODELS, SALESPERSONS AND DEMONSTRATORS	0	
61	MARKET-ORIENTED SKILLED AGRICULTURAL AND FISHERY WORKERS	0	
62	SUBSISTENCE AGRICULTURAL AND FISHERY WORKERS	0	
71	EXTRACTION AND BUILDING TRADES WORKERS	0	
72	METAL, MACHINERY AND RELATED TRADES WORKERS	0	
73	PRECISION, HANDICRAFT, PRINTING AND RELATED TRADES WORKERS	0	
74	OTHER CRAFT AND RELATED TRADES WORKERS	0	
81	STATIONARY-PLANT AND RELATED OPERATORS	0	
82	MACHINE OPERATORS AND ASSEMBLERS	0	
83	DRIVERS AND MOBILE-PLANT OPERATORS	0	
91	SALES AND SERVICES ELEMENTARY OCCUPATIONS	0	
92	AGRICULTURAL, FISHERY AND RELATED LABOURERS	0	
93	LABOURERS IN MINING, CONSTRUCTION, MANUFACTURING AND TRANSPORT	0	
110	Armed Forces	0	
111	Legislators	0	
112	Senior Government Officials	0	
113	Traditional Chiefs and Heads of Villages	0	
114	Senior Officials of Special-Interest Organisations	0	
121	Directors and Chief Executives	0	
122	Production and Operations Department Managers	0	
123	Other Department Managers	0	
131	General Managers	0	
211	Physicists, Chemists and Related Professionals	0	
212	Mathematicians, Statisticians and Related Professionals	0	
213	Computing Professionals	0	
214	Architects, Engineers and Related Professionals	0	
221	Life Science Professionals	0	
222	Health Professionals (except Nursing)	0	
223	Nursing and Midwifery Professionals	0	
231	COLLEGE, UNIVERSITY AND HIGHER EDUCATION TEACHING PROFESSIONALS	0	
232	Secondary Education Teaching Professionals	0	
233	Primary and Pre-Primary Education Teaching Professionals	0	
234	Special Education Teaching Professionals	0	

**# b933: Partner's kind of activity of additional job/business (see code ISCO)**

Value	Label	Cases	Percentage
235	Other Teaching Professionals	0	
241	Business Professionals	0	
242	Legal Professionals	0	
243	ARCHIVISTS, LIBRARIANS AND RELATED INFORMATION PROFESSIONALS	0	
244	Social Science and Related Professionals	0	
245	Writers and Creative or Performing Artists	0	
246	Religious Professionals	0	
247	Public Service Administrative Professionals (COM ONLY)	0	
311	Physical and Engineering Science Technicians	0	
312	Computer Associate Professionals	0	
313	Optical and Electronic Equipment Operators	0	
314	Ship and Aircraft Controllers and Technicians	0	
315	Safety and Quality Inspectors	0	
321	LIFE SCIENCE TECHNICIANS AND RELATED ASSOCIATE PROFESSIONALS	0	
322	Modern Health Associate Professionals (except Nursing)	0	
323	Nursing and Midwifery Associate Professionals	0	
324	Traditional Medicine Practitioners and Faith Healers	0	
331	Primary Education Teaching Associate Professionals	0	
332	Pre-Primary Education Teaching Associate Professionals	0	
333	Special Education Teaching Associate Professionals	0	
334	Other Teaching Associate Professionals	0	
341	Finance and Sales Associate Professionals	0	
342	Business Services Agents and Trade Brokers	0	
343	Administrative Associate Professionals	0	
344	CUSTOMS, TAX AND RELATED GOVERNMENT ASSOCIATE PROFESSIONALS	0	
345	Police Inspectors and Detectives	0	
346	Social Work Associate Professionals	0	
347	ARTISTIC, ENTERTAINMENT AND SPORTS ASSOCIATE PROFESSIONALS	0	
348	Religious Associate Professionals	0	
411	Secretaries and Keyboard-Operating Clerks	0	
412	Numerical Clerks	0	
413	Material-Recording and Transport Clerks	0	
414	Library, Mail and Related Clerks	0	
419	Other Office Clerks	0	
421	Cashiers, Tellers and Related Clerks	0	
422	Client Information Clerks	0	
511	Travel Attendants and Related Workers	0	
512	Housekeeping and Restaurant Services Workers	0	
513	Personal Care and Related Workers	0	
514	Other Personal Services Workers	0	
515	Astrologers, Fortune-Tellers and Related Workers	0	
516	Protective Services Workers	0	

**# b933: Partner's kind of activity of additional job/business (see code ISCO)**

Value	Label	Cases	Percentage
521	Fashion and Other Models	0	
522	Shop Salespersons and Demonstrators	0	
523	Stall and Market Salespersons	0	
611	Market Gardeners and Crop Growers	0	
612	Market-Oriented Animal Producers and Related Workers	0	
613	Market-Oriented Crop and Animal Producers	0	
614	Forestry and Related Workers	0	
615	Fishery Workers, Hunters and Trappers	0	
621	Subsistence Agricultural and Fishery Workers	0	
711	Miners, Shotfirers, Stone Cutters and Carvers	0	
712	Building Frame and Related Trades Workers	0	
713	Building Finishers and Related Trades Workers	0	
714	Painters, Building Structure Cleaners and Related Trades	0	
721	Metal moulders, welders, sheet-metal workers, structural- metal preparers, and related trades workers	0	
722	Blacksmiths, Tool-Makers and Related Trades Workers	0	
723	Machinery Mechanics and Fitters	0	
724	Electrical and Electronic Equipment Mechanics and Fitters	0	
731	Precision Workers In Metal and Related Materials	0	
732	Potters, Glass-Makers and Related Trades Workers	0	
733	Handicraft workers in wood,textile, leather and related materials	0	
734	Printing and Related Trades Workers	0	
741	Food Processing and Related Trades Workers	0	
742	Wood Treaters, Cabinet-Makers and Related Trades Workers	0	
743	Textile, Garment and Related Trades Workers	0	
744	Pelt, Leather and Shoemaking Trades Workers	0	
811	Mining- and Mineral-Processing-Plant Operators	0	
812	Metal-Processing-Plant Operators	0	
813	Glass, Ceramics and Related Plant Operators	0	
814	Wood-Processing- and Papermaking-Plant Operators	0	
815	Chemical-Processing-Plant Operators	0	
816	Power-Production and Related Plant Operators	0	
817	Automated-Assembly-Line and Industrial-Robot Operators	0	
821	Metal- and Mineral-Products Machine Operators	0	
822	Chemical-Products Machine Operators	0	
823	Rubber- and Plastic-Products Machine Operators	0	
824	Wood-Products Machine Operators	0	
825	Printing-, Binding- and Paper-Products Machine Operators	0	
826	Textile-, Fur- and Leather-Products Machine Operators	0	
827	Food and Related Products Machine Operators	0	
828	Assemblers	0	
829	Other Machine Operators and Assemblers	0	
831	Locomotive-Engine Drivers and Related Workers	0	
832	Motor-Vehicle Drivers	0	
833	Agricultural and Other Mobile-Plant Operators	0	

## # b933: Partner's kind of activity of additional job/business (see code ISCO)

Value	Label	Cases	Percentage
834	Ships' Deck Crews and Related Workers	0	
911	Street Vendors and Related Workers	0	
912	Shoe cleaning and other street services elementary occupations	0	
913	Domestic and Related Helpers, Cleaners and Launderers	0	
914	Building Caretakers, Window and Related Cleaners	0	
915	Messengers, Porters, Doorkeepers and Related Workers	0	
916	Garbage Collectors and Related Labourers	0	
921	Agricultural, Fishery and Related Labourers	0	
931	Mining and Construction Labourers	0	
932	Manufacturing Labourers	0	
933	Transport Labourers and Freight Handlers	0	
1000	LEGISLATORS, SENIOR OFFICIALS, MANAGERS	0	
1100	LEGISLATORS AND SENIOR OFFICIALS	0	
1110	Legislators	0	
1120	Senior government officials	0	
1130	Traditional chiefs and heads of villages	0	
1140	Senior officials of special-interest organizations	0	
1141	Senior officials of political-party organisations	0	
1142	Senior officials of employers', workers' and other economic-interest organisations	0	
1143	Senior officials of humanitarian and other special-interest organisations	0	
1200	CORPORATE MANAGERS	0	
1210	Directors and chief executives	0	
1220	Production and operations department managers	0	
1221	Production and operations department managers in agriculture, hunting, forestry and fishing	0	
1222	Production and operations department managers in manufacturing	0	
1223	Production and operations department managers in construction	0	
1224	Production and operations department managers in wholesale and retail trade	0	
1225	Production and operations department managers in restaurants and hotels	0	
1226	Production and operations department managers in transport, storage and communications	0	
1227	Production and operations department managers in business services	0	
1228	Production and operations department managers in personal care, cleaning and related services	0	
1229	Production and operations department managers not elsewhere classified	0	
1230	Other Department Managers	0	
1231	Finance and administration department managers	0	
1232	Personnel and industrial relations department managers	0	
1233	Sales and marketing department managers	0	
1234	Advertising and public relations department managers	0	
1235	Supply and distribution department managers	0	
1236	Computing services department managers	0	
1237	Research and development department managers	0	

**# b933: Partner's kind of activity of additional job/business (see code ISCO)**

Value	Label	Cases	Percentage
1239	Other department managers not elsewhere classified	0	
1300	GENERAL MANAGERS	0	
1310	General Managers	0	
1311	General managers in agriculture, hunting, forestry/ and fishing	1	2.9%
1312	General managers in manufacturing	0	
1313	General managers in construction	0	
1314	General managers in wholesale and retail trade	0	
1315	General managers of restaurants and hotels	0	
1316	General managers in transport, storage and communications	0	
1317	General managers of business services	0	
1318	General managers in personal care, cleaning and related services	0	
1319	General managers not elsewhere classified	0	
2000	PROFESSIONALS	0	
2100	PHYSICAL, MATHEMATICAL AND ENGINEERING SCIENCE PROFESSIONALS	0	
2110	Physicists, chemists and related professionals	0	
2111	Physicists and astronomers	0	
2112	Meteorologists	0	
2113	Chemists	0	
2114	Geologists and geophysicists	0	
2120	Mathematicians, Statisticians and Related Professionals	0	
2121	Mathematicians and related professionals	0	
2122	Statisticians	0	
2130	Computing Professionals	0	
2131	Computer systems designers and analysts	0	
2132	Computer programmers	0	
2139	Computing professionals not elsewhere classified	0	
2140	Architects, Engineers and Related Professionals	0	
2141	Architects, town and traffic planners	0	
2142	Civil engineers	0	
2143	Electrical engineers	0	
2144	Electronics and telecommunications engineers	0	
2145	Mechanical engineers	0	
2146	Chemical engineers	0	
2147	Mining engineers, metallurgists and related professionals	0	
2148	Cartographers and surveyors	0	
2149	Architects, engineers and related professionals not elsewhere classified	0	
2200	LIFE SCIENCE AND HEALTH PROFESSIONALS	0	
2210	Life Science Professionals	0	
2211	Biologists, botanists, zoologists and related professionals	0	
2212	Pharmacologists, pathologists and related professionals	0	
2213	Agronomists and related professionals	0	
2220	Health Professionals (except Nursing)	0	
2221	Medical doctors	1	2.9%
2222	Dentists	0	

**# b933: Partner's kind of activity of additional job/business (see code ISCO)**

Value	Label	Cases	Percentage
2223	Veterinarians	0	
2224	Pharmacists	0	
2229	Health professionals (except nursing) not elsewhere classified	0	
2230	Nursing and midwifery professionals	0	
2300	TEACHING PROFESSIONALS	1	2.9%
2310	College, university and higher education teaching professionals	0	
2320	Secondary education teaching professionals	0	
2330	Primary and Pre-Primary Education Teaching Professionals	0	
2331	Primary education teaching professionals	0	
2332	Pre-primary education teaching professionals	0	
2340	Special education teaching professionals	0	
2350	Other Teaching Professionals	0	
2351	Education methods specialists	0	
2352	School inspectors	0	
2359	Other teaching professionals not elsewhere classified	0	
2400	OTHER PROFESSIONALS	0	
2410	Business Professionals	0	
2411	Accountants	0	
2412	Personnel and careers professionals	0	
2419	Business professionals not elsewhere classified	1	2.9%
2420	Legal Professionals	0	
2421	Lawyers	0	
2422	Judges	0	
2429	Legal professionals not elsewhere classified	0	
2430	ARCHIVISTS, LIBRARIANS AND RELATED INFORMATION PROFESSIONALS	0	
2431	Archivists and curators	0	
2432	Librarians and related information professionals	0	
2440	Social Science and Related Professionals	0	
2441	Economists	0	
2442	Sociologists, anthropologists and related professionals	0	
2443	Philosophers, historians and political scientists	0	
2444	Philologists, translators and interpreters	0	
2445	Psychologists	1	2.9%
2446	Social work professionals	0	
2450	Writers and Creative or Performing Artists	0	
2451	Authors, journalists and other writers	0	
2452	Sculptors, painters and related artists	0	
2453	Composers, musicians and singers	0	
2454	Choreographers and dancers	1	2.9%
2455	Film, stage and related actors and directors	0	
2460	Religious professionals	0	
2470	Public service administrative professionals [EU-COM]	0	
3000	TECHNICIANS AND ASSOCIATE PROFESSIONALS	0	
3100	PHYSICAL AND ENGINEERING SCIENCE ASSOCIATE PROFESSIONALS	1	2.9%

**# b933: Partner's kind of activity of additional job/business (see code ISCO)**

Value	Label	Cases	Percentage
3110	Physical and Engineering Science Technicians	0	
3111	Chemical and physical science technicians	0	
3112	Civil engineering technicians	1	2.9%
3113	Electrical engineering technicians	0	
3114	Electronics and telecommunications engineering technicians	0	
3115	Mechanical engineering technicians	0	
3116	Chemical engineering technicians	0	
3117	Mining and metallurgical technicians	0	
3118	Draughtspersons	0	
3119	Physical and engineering science technicians not elsewhere classified	0	
3120	Computer Associate Professionals	0	
3121	Computer assistants	1	2.9%
3122	Computer equipment operators	0	
3123	Industrial robot controllers	0	
3130	Optical and Electronic Equipment Operators	0	
3131	Photographers and image and sound recording equipment operators	1	2.9%
3132	Broadcasting and telecommunications equipment operators	0	
3133	Medical equipment operators	0	
3139	Optical and electronic equipment operators not elsewhere classified	0	
3140	Ship and Aircraft Controllers and Technicians	0	
3141	Ships' engineers	0	
3142	Ships' deck officers and pilots	0	
3143	Aircraft pilots and related associate professionals	0	
3144	Air traffic controllers	0	
3145	Air traffic safety technicians	0	
3150	Safety and Quality Inspectors	0	
3151	Building and fire inspectors	0	
3152	Safety, health and quality inspectors	1	2.9%
3200	LIFE SCIENCE AND HEALTH ASSOCIATE PROFESSIONALS	0	
3210	Life science technicians and related associate professionals	0	
3211	Life science technicians	0	
3212	Agronomy and forestry technicians	0	
3213	Farming and forestry advisers	0	
3220	Modern Health Associate Professionals (except Nursing)	0	
3221	Medical assistants	0	
3222	Sanitarians	0	
3223	Dieticians and nutritionists	0	
3224	Optometrists and opticians	0	
3225	Dental assistants	0	
3226	Physiotherapists and related associate professionals	0	
3227	Veterinary assistants	0	
3228	Pharmaceutical assistants	0	
3229	Modern health associate professionals (except nursing)	0	
3230	Nursing and Midwifery Associate Professionals	0	

**# b933: Partner's kind of activity of additional job/business (see code ISCO)**

Value	Label	Cases	Percentage
3231	Nursing associate professionals	0	
3232	Midwifery associate professionals	0	
3240	Traditional Medicine Practitioners and Faith Healers	0	
3241	Traditional medicine practitioners	0	
3242	Faith healers	0	
3300	TEACHING ASSOCIATE PROFESSIONALS	0	
3310	Primary education teaching associate professionals	0	
3320	Pre-primary education teaching associate professionals	0	
3330	Special education teaching associate professionals	0	
3340	Other teaching associate professionals	0	
3400	OTHER ASSOCIATE PROFESSIONALS	0	
3410	Finance and Sales Associate Professionals	0	
3411	Securities and finance dealers and brokers	0	
3412	Insurance representatives	0	
3413	Estate agents	0	
3414	Travel consultants and organisers	0	
3415	Technical and commercial sales representatives	1	2.9%
3416	Buyers	0	
3417	Appraisers, valuers and auctioneers	0	
3419	Finance and sales associate professionals not elsewhere classified	0	
3420	Business Services Agents and Trade Brokers	0	
3421	Trade brokers	0	
3422	Clearing and forwarding agents	0	
3423	Employment agents and labour contractors	0	
3429	Business services agents and trade brokers not elsewhere classified	0	
3430	Administrative Associate Professionals	2	5.7%
3431	Administrative secretaries and related associate professionals	0	
3432	Legal and related business associate professionals	0	
3433	Bookkeepers	4	11.4%
3434	Statistical, mathematical and related associate professionals	0	
3439	Administrative associate professionals not elsewhere classified	0	
3440	Customs, tax and related government associate professionals	0	
3441	Customs and border inspectors	0	
3442	Government tax and excise officials	0	
3443	Government social benefits officials	0	
3444	Government licensing officials	0	
3449	Customs, tax and related government associate professionals not elsewhere classified	0	
3450	Police inspectors and detectives	0	
3460	Social work associate professionals	0	
3470	Artistic, entertainment and sports associate professionals	0	
3471	Decorators and commercial designers	1	2.9%
3472	Radio, television and other announcers	0	
3473	Street, night-club and related musicians, singers and dancers	0	
3474	Clowns, magicians, acrobats and related associate professionals	0	



**# b933: Partner's kind of activity of additional job/business (see code ISCO)**

Value	Label	Cases	Percentage
3475	Athletes, sportspersons and related associate professionals	0	
3480	Religious associate professionals	1	2.9%
4000	CLERKS	0	
4100	OFFICE CLERKS	0	
4110	Secretaries and Keyboard-Operating Clerks	0	
4111	Stenographers and typists	0	
4112	Word-processor and related operators	0	
4113	Data entry operators	0	
4114	Calculating-machine operators	0	
4115	Secretaries	0	
4120	Numerical Clerks	0	
4121	Accounting and bookkeeping clerks	0	
4122	Statistical and finance clerks	0	
4130	Material-Recording and Transport Clerks	0	
4131	Stock clerks	1	2.9%
4132	Production clerks	0	
4133	Transport clerks	0	
4140	Library, Mail and Related Clerks	0	
4141	Library and filing clerks	0	
4142	Mail carriers and sorting clerks	0	
4143	Coding, proof-reading and related clerks	0	
4144	Scribes and related workers	0	
4190	Other office clerks	0	
4200	CUSTOMER SERVICES CLERKS	0	
4210	Cashiers, Tellers and Related Clerks	0	
4211	Cashiers and ticket clerks	0	
4212	Tellers and other counter clerks	0	
4213	Bookmakers and croupiers	0	
4214	Pawnbrokers and money-lenders	0	
4215	Debt-collectors and related workers	0	
4220	Client Information Clerks	0	
4221	Travel agency and related clerks	0	
4222	Receptionists and information clerks	0	
4223	Telephone switchboard operators	0	
5000	SERVICE WORKERS AND SHOP AND MARKET SALES WORKERS	0	
5100	PERSONAL AND PROTECTIVE SERVICES WORKERS	0	
5110	Travel Attendants and Related Workers	0	
5111	Travel attendants and travel stewards	0	
5112	Transport conductors	0	
5113	Travel guides	0	
5120	Housekeeping and Restaurant Services Workers	0	
5121	Housekeepers and related workers	0	
5122	Cooks	0	
5123	Waiters, waitresses and bartenders	1	2.9%

**# b933: Partner's kind of activity of additional job/business (see code ISCO)**

Value	Label	Cases	Percentage
5130	Personal Care and Related Workers	0	
5131	Child-care workers	1	2.9%
5132	Institution-based personal care workers	0	
5133	Home-based personal care workers	0	
5139	Personal care and related workers not elsewhere classified	0	
5140	Other Personal Services Workers	0	
5141	Hairdressers, barbers, beauticians and related workers	0	
5142	Companions and valets	1	2.9%
5143	Undertakers and embalmers	0	
5149	Other personal services workers not elsewhere classified	0	
5150	Astrologers, Fortune-Tellers and Related Workers	0	
5151	Astrologers and related workers	1	2.9%
5152	Fortune-tellers, palmists and related workers	0	
5160	Protective Services Workers	0	
5161	Fire-fighters	0	
5162	Police officers	1	2.9%
5163	Prison guards	0	
5169	Protective services workers not elsewhere classified	0	
5200	MODELS, SALESPERSONS AND DEMONSTRATORS	0	
5210	Fashion and other models	0	
5220	Shop salespersons and demonstrators	0	
5230	Stall and market salespersons	0	
6000	6 SKILLED AGRICULTURAL AND FISHERY WORKERS	0	
6100	MARKET-ORIENTED SKILLED AGRICULTURAL AND FISHERY WORKERS	0	
6110	Market Gardeners and Crop Growers	0	
6111	Field crop and vegetable growers	0	
6112	Tree and shrub crop growers	0	
6113	Gardeners, horticultural and nursery growers	0	
6114	Mixed-crop growers	0	
6120	Market-Oriented Animal Producers and Related Workers	0	
6121	Dairy and livestock producers	0	
6122	Poultry producers	0	
6123	Apiculturists and sericulturists	0	
6124	Mixed-animal producers	0	
6129	Market-oriented animal producers and related workers not elsewhere classified	0	
6130	Market-oriented crop and animal producers	0	
6140	Forestry and Related Workers	0	
6141	Forestry workers and loggers	0	
6142	Charcoal burners and related workers	0	
6150	615 Fishery Workers, Hunters and Trappers	0	
6151	6151 Aquatic-life cultivation workers	0	
6152	Inland and coastal waters fishery workers	0	
6153	Deep-sea fishery workers	0	
6154	Hunters and trappers	0	

**# b933: Partner's kind of activity of additional job/business (see code ISCO)**

Value	Label	Cases	Percentage
6200	SUBSISTENCE AGRICULTURAL AND FISHERY WORKERS	0	
6210	Subsistence agricultural and fishery workers	0	
7000	CRAFT AND RELATED TRADES WORKERS	0	
7100	EXTRACTION AND BUILDING TRADES WORKERS	0	
7110	Miners, Shotfirers, Stone Cutters and Carvers	0	
7111	Miners and quarry workers	0	
7112	Shotfirers and blasters	0	
7113	Stone splitters, cutters and carvers	0	
7120	Building Frame and Related Trades Workers	0	
7121	Builders, traditional materials	1	2.9%
7122	Bricklayers and stonemasons	0	
7123	Concrete placers, concrete finishers and related workers	0	
7124	Carpenters and joiners	0	
7129	Building frame and related trades workers not elsewhere classified	0	
7130	Building Finishers and Related Trades Workers	2	5.7%
7131	Roofers	0	
7132	Floor layers and tile setters	0	
7133	Plasterers	0	
7134	Insulation workers	0	
7135	Glaziers	0	
7136	Plumbers and pipe fitters	0	
7137	Building and related electricians	0	
7139	Building and installation workers n.e.c. (CH ONLY)	0	
7140	Painters, Building Structure Cleaners and Related Trades workers	0	
7141	Painters and related workers	0	
7142	Varnishers and related painters	0	
7143	Building structure cleaners	0	
7200	METAL, MACHINERY AND RELATED TRADES WORKERS	0	
7210	Metal moulders, welders, sheet-metal workers, structural- metal preparers, and related trades workers	0	
7211	Metal moulders and coremakers	0	
7212	Welders and flamecutters	0	
7213	Sheet metal workers	0	
7214	Structural-metal preparers and erectors	0	
7215	Riggers and cable splicers	0	
7216	Underwater workers	0	
7220	Blacksmiths, Tool-Makers and Related Trades Workers	0	
7221	Blacksmiths, hammer-smiths and forging-press workers	0	
7222	Tool-makers and related workers	0	
7223	Machine-tool setters and setter-operators	0	
7224	Metal wheel-grinders, polishers and tool sharpeners	0	
7230	Machinery Mechanics and Fitters	0	
7231	Motor vehicle mechanics and fitters	0	
7232	Aircraft engine mechanics and fitters	0	
7233	Handicraft workers in wood, textile, leather and related materials	0	

**# b933: Partner's kind of activity of additional job/business (see code ISCO)**

Value	Label	Cases	Percentage
7240	Electrical and Electronic Equipment Mechanics and Fitters	0	5.7%
7241	Electrical mechanics and fitters	0	
7242	Electronics fitters	0	
7243	Electronics mechanics and servicers	2	
7244	Telegraph and telephone installers and servicers	0	
7245	Electrical line installers, repairers and cable jointers	0	
7300	PRECISION, HANDICRAFT, PRINTING AND RELATED TRADES WORKERS	0	
7310	Precision Workers In Metal and Related Materials	0	
7311	Precision-instrument makers and repairers	0	
7312	Musical instrument makers and tuners	0	
7313	Jewellery and precious-metal workers	0	
7320	Potters, Glass-Makers and Related Trades Workers	0	
7321	Abrasive wheel formers, potters and related workers	0	
7322	Glass makers, cutters, grinders and finishers	0	
7323	Glass engravers and etchers	0	
7324	Glass, ceramics and related decorative painters	0	
7330	Handicraft Workers In Wood, Textile, Leather and Related Materials	0	
7331	Handicraft workers in wood and related materials	0	
7332	Handicraft workers in textile, leather and related materials	0	
7340	Printing and Related Trades Workers	0	
7341	Compositors, typesetters and related workers	0	
7342	Stereotypers and electrotypers	0	
7343	Printing engravers and etchers	0	
7344	Photographic and related workers	0	
7345	Bookbinders and related workers	0	
7346	Silk-screen, block and textile printers	0	
7400	OTHER CRAFT AND RELATED TRADES WORKERS	0	
7410	Food Processing and Related Trades Workers	0	
7411	Butchers, fishmongers and related food preparers	0	
7412	Bakers, pastry-cooks and confectionery makers	0	
7413	Dairy-products makers	0	
7414	Fruit, vegetable and related preservers	0	
7415	Food and beverage tasters and graders	0	
7416	Tobacco preparers and tobacco products makers	0	
7420	Wood Treaters, Cabinet-Makers and Related Trades Workers	0	
7421	Wood treaters	0	
7422	Cabinet makers and related workers	0	
7423	Woodworking machine setters and setter-operators	0	
7424	Basketry weavers, brush makers and related workers	0	
7430	Textile, Garment and Related Trades Workers	0	
7431	Fibre preparers	0	
7432	Weavers, knitters and related workers	0	
7433	Tailors, dressmakers and hatters	0	
7434	Furriers and related workers	0	

**# b933: Partner's kind of activity of additional job/business (see code ISCO)**

Value	Label	Cases	Percentage
7435	Textile, leather and related pattern-makers and cutters	0	
7436	Sewers, embroiderers and related workers	0	
7437	Upholsterers and related workers	0	
7440	Pelt, Leather and Shoemaking Trades Workers	0	
7441	Pelt dressers, tanners and fellmongers	0	
7442	Shoe-makers and related workers	0	
8000	PLANT AND MACHINE OPERATORS AND ASSEMBLERS	0	
8100	STATIONARY-PLANT AND RELATED OPERATORS	0	
8110	Mining- and Mineral-Processing-Plant Operators	0	
8111	Mining-plant operators	0	
8112	Mineral-ore- and stone-processing-plant operators	0	
8113	Well drillers and borers and related workers	0	
8120	Metal-Processing-Plant Operators	0	
8121	Ore and metal furnace operators	0	
8122	Metal melters, casters and rolling-mill operators	0	
8123	Metal-heat-treating-plant operators	0	
8124	Metal drawers and extruders	0	
8130	Glass, Ceramics and Related Plant Operators	0	
8131	Glass and ceramics kiln and related machine operators	0	
8139	Glass, ceramics and related plant operators not elsewhere classified	0	
8140	Wood-Processing- and Papermaking-Plant Operators	0	
8141	Wood-processing-plant operators	0	
8142	Paper-pulp plant operators	0	
8143	Papermaking-plant operators	0	
8150	Chemical-Processing-Plant Operators	0	
8151	Crushing-, grinding- and chemical-mixing-machinery operators	0	
8152	Chemical-heat-treating-plant operators	0	
8153	Chemical-filtering- and separating-equipment operators	0	
8154	Chemical-still and reactor operators (except petroleum and natural gas)	0	
8155	Petroleum- and natural-gas-refining-plant operators	0	
8159	Chemical-processing-plant operators not elsewhere classified	0	
8160	Power-Production and Related Plant Operators	0	
8161	Power-production plant operators	0	
8162	Steam-engine and boiler operators	0	
8163	Incinerator, water-treatment and related plant operators	0	
8170	Automated-Assembly-Line and Industrial-Robot Operators	0	
8171	Automated-assembly-line operators	0	
8172	Industrial-robot operators	0	
8200	MACHINE OPERATORS AND ASSEMBLERS	0	
8210	Metal- and Mineral-Products Machine Operators	0	
8211	Machine-tool operators	0	
8212	Cement and other mineral products machine operators	0	
8220	Chemical-Products Machine Operators	0	
8221	8221 Pharmaceutical- and toiletry-products machine operators	0	

**# b933: Partner's kind of activity of additional job/business (see code ISCO)**

Value	Label	Cases	Percentage
8222	Ammunition- and explosive-products machine operators	0	
8223	Metal finishing-, plating- and coating-machine operator	0	
8224	8224 Photographic-products machine operators	0	
8229	Chemical-products machine operators not elsewhere classified	0	
8230	Rubber- and Plastic-Products Machine Operators	0	
8231	Rubber-products machine operators	0	
8232	Plastic-products machine operators	0	
8240	Wood products machine operators	0	
8250	Printing-, Binding- and Paper-Products Machine Operators	0	
8251	Printing-machine operators	0	
8252	Bookbinding-machine operators	0	
8253	Paper-products machine operators	0	
8260	Textile-, Fur- and Leather-Products Machine Operators	0	
8261	Fibre-preparing-, spinning- and winding-machine operators	0	
8262	Weaving- and knitting-machine operators	0	
8263	Sewing-machine operators	0	
8264	Bleaching-, dyeing- and cleaning-machine operators	0	
8265	Fur- and leather-preparing-machine operators	0	
8266	Shoemaking- and related machine operators	0	
8269	Textile-, fur- and leather-products machine operators not elsewhere classified	0	
8270	Food and Related Products Machine Operators	0	
8271	Meat- and fish-processing-machine operators	0	
8272	Dairy-products machine operators	0	
8273	Grain- and spice-milling-machine operators	0	
8274	Baked-goods, cereal and chocolate-products machine operators	0	
8275	Fruit-, vegetable- and nut-processing-machine operators	0	
8276	Sugar production machine operators	0	
8277	Tea-, coffee-, and cocoa-processing-machine operators	0	
8278	Brewers, wine and other beverage machine operators	0	
8279	Tobacco production machine operators	0	
8280	Assemblers	0	
8281	Mechanical-machinery assemblers	0	
8282	Electrical-equipment assemblers	0	
8283	Electronic-equipment assemblers	0	
8284	Metal-, rubber- and plastic-products assemblers	0	
8285	Wood and related products assemblers	0	
8286	Paperboard, textile and related products assemblers	0	
8290	Other machine operators and assemblers	0	
8300	DRIVERS AND MOBILE-PLANT OPERATORS	0	
8310	Locomotive-Engine Drivers and Related Workers	0	
8311	Locomotive-engine drivers	0	
8312	Railway brakemen, signallers and shunters	0	
8320	Motor-Vehicle Drivers	0	
8321	Motor-cycle drivers	0	

**# b933: Partner's kind of activity of additional job/business (see code ISCO)**

Value	Label	Cases	Percentage
8322	Car, taxi and van drivers	0	
8323	Bus and tram drivers	0	
8324	Heavy-truck and lorry drivers	0	
8330	Agricultural and Other Mobile-Plant Operators	0	
8331	Motorised farm and forestry plant operators	0	
8332	Earth-moving- and related plant operators	0	
8333	Crane, hoist and related plant operators	0	
8334	Lifting-truck operators	0	
8340	Ships' deck crews and related workers	0	
9000	ELEMENTARY OCCUPATIONS	0	
9100	SALES AND SERVICES ELEMENTARY OCCUPATIONS	0	
9110	Street Vendors and Related Workers	0	
9111	Street food vendors	0	
9112	Street vendors, non-food products	0	
9113	Door-to-door and telephone salespersons	0	
9120	Shoe cleaning and other street services elementary occupations	0	
9130	Domestic and Related Helpers, Cleaners and Launderers	0	
9131	Domestic helpers and cleaners	0	
9132	Helpers and cleaners in offices, hotels and other establishments	2	5.7%
9133	Hand-launderers and pressers	0	
9140	Building Caretakers, Window and Related Cleaners	0	
9141	Building caretakers	2	5.7%
9142	Vehicle, window and related cleaners	0	
9150	Messengers, Porters, Doorkeepers and Related Workers	0	
9151	Messengers, package and luggage porters and deliverers	0	
9152	Doorkeepers, watchpersons and related workers	0	
9153	Vending-machine money collectors, meter readers and related workers	0	
9160	Garbage Collectors and Related Labourers	0	
9161	Garbage collectors	0	
9162	Sweepers and related labourers	0	
9200	AGRICULTURAL, FISHERY AND RELATED LABOURERS	0	
9210	Agricultural, Fishery and Related Labourers	0	
9211	Farm-hands and labourers	0	
9212	Forestry labourers	0	
9213	Fishery, hunting and trapping labourers	0	
9300	LABOURERS IN MINING, CONSTRUCTION, MANUFACTURING AND TRANSPORT	0	
9310	Mining and Construction Labourers	0	
9311	Mining and quarrying labourers	0	
9312	Construction and maintenance labourers: roads, dams and similar constructions	0	
9313	Building construction labourers	0	
9320	Manufacturing Labourers	0	
9321	Assembling labourers	0	
9322	Hand packers and other manufacturing labourers	0	

# b933: Partner's kind of activity of additional job/business (see code ISCO)			
Value	Label	Cases	Percentage
9330	Transport Labourers and Freight Handlers	0	
9331	Hand or pedal vehicle drivers	0	
9332	Drivers of animal-drawn vehicles and machinery	0	
9333	Freight handlers	0	
9997	does not know	0	
9998	refusal	0	
9999	no response/not applicable	1	
Warning: these figures indicate the number of cases found in the data file. They cannot be interpreted as summary statistics of the population of interest.			
# b933_1dig: Partner's kind of activity of additional job/business (see code ISCO)			
Information	[Type= discrete] [Format=numeric] [Range= 0-99] [Missing=*/9997/9998/9999]		
Statistics [NW/ W]	[Valid=38 /-] [Invalid=3111 /-]		
Definition	Q 1033		
Universe	If code 1 on 1032		
Literal question	What kind of activity is this?		
Notes	Occupations were re-coded according to 1 digit ISCO codes		
Value	Label	Cases	Percentage
0	Armed Forces	1	2.6%
1	legislators, senior officials and managers	0	
2	professionals	1	2.6%
3	technicians and associate professionals	6	15.8%
4	clerks	14	36.8%
5	service workers and shop and market sales workers	1	2.6%
6	agricultural, forestry and fishery workers	5	13.2%
7	craft and related trades workers	0	
8	plant and machine operators and assemblers	5	13.2%
9	elementary occupations	5	13.2%
97	does not know	0	
98	refusal	0	
99	no response/not applicable	0	
Sysmiss		3111	
Warning: these figures indicate the number of cases found in the data file. They cannot be interpreted as summary statistics of the population of interest.			
# b934: Partner's number of hrs usually working per week on additional job/business			
Information	[Type= discrete] [Format=numeric] [Range= 1-9999] [Missing=*/997/998/999]		
Statistics [NW/ W]	[Valid=38 /-] [Invalid=3111 /-]		
Definition	Q 1034		
Universe	If code 1 on 1032		
Literal question	How many hours per week does your partner/spouse normally work in his/her additional job or business including overtime?		
Value	Label	Cases	Percentage
1		2	5.3%
2		3	7.9%
3		1	2.6%
4		5	13.2%
5		3	7.9%



### # b934: Partner's number of hrs usually working per week on additional job/business

Value	Label	Cases	Percentage
6		1	2.6%
8		3	7.9%
10		7	18.4%
15		3	7.9%
20		7	18.4%
40		1	2.6%
50		1	2.6%
60		1	2.6%
997	does not know	0	
998	refusal	0	
999	no response/not applicable	1	
Sysmiss		3110	

Warning: these figures indicate the number of cases found in the data file. They cannot be interpreted as summary statistics of the population of interest.

### # b935: Partner's class of worker of additional job/business

<b>Information</b>	[Type= discrete] [Format=numeric] [Range= 1-1201] [Missing=*/7/8/9]
<b>Statistics [NW/ W]</b>	[Valid=39 /-] [Invalid=3110 /-]
<b>Definition</b>	Q 1035
<b>Universe</b>	If code 1 on 1032
<b>Literal question</b>	Is this additional job or business ...

Value	Label	Cases	Percentage
1	work for an employer in paid employment	15	38.5%
2	self-employment	17	43.6%
3	work without payment in a family enterprise	0	
4	work in employment-related training or paid apprenticeship	0	
5	odd jobs	5	12.8%
6	another kind of work	2	5.1%
7	does not know	0	
8	refusal	0	
9	no response/not applicable	0	
Sysmiss		3110	

Warning: these figures indicate the number of cases found in the data file. They cannot be interpreted as summary statistics of the population of interest.

# b936_1: Types income received partner last 12 mnths: 1			
Information	[Type= discrete] [Format=numeric] [Range= 0-2810] [Missing=*/97/98/99]		
Statistics [NW/ W]	[Valid=1251 /-] [Invalid=1898 /-]		
Definition	<p>Q 1036</p> <p>Country-specific additional values:</p> <ul style="list-style-type: none"> <li>- AUT, five additional items , "2110-Additional Earnings from a main job or business", "2111-Capital incomes/Rents", "2112-Unemployment benefit or job seeker's allowance / Social assistance payment, "2113-child allowance", "2114-child alimony".</li> <li>- BGR, six items "1101-social pension", "1102-childbirth benefit", "1103-additional payment for child(ren)", "1104-alimony for children", "1105-monetary transfers from relatives working abroad", "1106-other".</li> <li>- CZE: one item "2810-Grant".</li> <li>- DEU: four items "1401 - earnings from employment", "1402 - earnings from self-employment", "1403 - income from rent/leave/interest/insurance", "1404 - housing allowance".</li> <li>- FRA: one item "1501 - alimony or compensatory allowance".</li> <li>- GEO: one item "1301 - pension for long service".</li> <li>- NLD: two additional items "1801 - alimony", "1802 - other".</li> </ul>		
Universe	If R is partnered		
Pre-question	Card 957: Payment Type		
Literal question	This list shows different types of income. Please tell me which of these types of income has your partner/spouse personally received during the last 12 months.		
Value	Label	Cases	Percentage
0	no payments	0	
1	earnings from a main job or business	1251	100.0%
2	earnings from an additional job or business	0	
3	retirement pension	0	
4	widow's or survivor's or war benefit	0	
5	disability allowance, incapacity or illness benefit	0	
6	unemployment benefit or job seeker's allowance	0	
7	social assistance payment	0	
8	study benefits or a scholarship	0	
9	maternity leave, parental leave or childcare leave benefit	0	
1101	social pension	0	
1102	childbirth benefit	0	
1103	additional payment for child(ren)	0	
1104	alimony for children	0	
1105	monetary transfers from relatives working abroad	0	
1106	other	0	
1301	pension for long service	0	
1401	earnings from employment	0	
1402	earnings from self-employment	0	
1403	income from rent/leave/interest/insurance	0	
1404	housing allowance	0	
1501	alimony or compensatory allowance	0	
1801	alimony	0	
1802	other	0	
2110	Additional Earnings from a main job or business	0	
2111	Capital incomes/Rents	0	
2112	Unemployment benefit or job seeker's allowance / Social assistance payment	0	
2113	child allowance	0	

# b936_1: Types income received partner last 12 mnths: 1			
Value	Label	Cases	Percentage
2114	child alimony	0	
2801	Grant	0	
97	does not know	0	
98	refusal	0	
99	no response/not applicable	731	
Sysmiss		1167	
Warning: these figures indicate the number of cases found in the data file. They cannot be interpreted as summary statistics of the population of interest.			
# b936_2: Types income received partner last 12 mnths: 2			
Information	[Type= discrete] [Format=numeric] [Range= 0-2810] [Missing=*/97/98/99]		
Statistics [NW/ W]	[Valid=68 /-] [Invalid=3081 /-]		
Definition	<p>Q 1036</p> <p>Country-specific additional values:</p> <ul style="list-style-type: none"> <li>- AUT, five additional items , "2110-Additional Earnings from a main job or business", "2111-Capital incomes/Rents", "2112-Unemployment benefit or job seeker's allowance / Social assistance payment, "2113-child allowance", "2114-child alimony".</li> <li>- BGR, six items "1101-social pension", "1102-childbirth benefit", "1103-additional payment for child(ren)", "1104-alimony for children", "1105-monetary transfers from relatives working abroad", "1106-other".</li> <li>- CZE: one item "2810-Grant".</li> <li>- DEU: four items "1401 - earnings from employment", "1402 - earnings from self-employment", "1403 - income from rent/ leave/interest/insurance", "1404 - housing allowance".</li> <li>- FRA: one item "1501 - alimony or compensatory allowance".</li> <li>- GEO: one item "1301 - pension for long service".</li> <li>- NLD: two additional items "1801 - alimony", "1802 - other".</li> </ul>		
Universe	If R is partnered		
Pre-question	Card 957: Payment Type		
Literal question	This list shows different types of income. Please tell me which of these types of income has your partner/spouse personally received during the last 12 months.		
Value	Label	Cases	Percentage
0	no payments	0	
1	earnings from a main job or business	68	100.0%
2	earnings from an additional job or business	0	
3	retirement pension	0	
4	widow's or survivor's or war benefit	0	
5	disability allowance, incapacity or illness benefit	0	
6	unemployment benefit or job seeker's allowance	0	
7	social assistance payment	0	
8	study benefits or a scholarship	0	
9	maternity leave, parental leave or childcare leave benefit	0	
1101	social pension	0	
1102	childbirth benefit	0	
1103	additional payment for child(ren)	0	
1104	alimony for children	0	
1105	monetary transfers from relatives working abroad	0	
1106	other	0	
1301	pension for long service	0	
1401	earnings from employment	0	
1402	earnings from self-employment	0	

### # b936\_2: Types income received partner last 12 mnths: 2

Value	Label	Cases	Percentage
1403	income from rent/leave/interest/insurance	0	
1404	housing allowance	0	
1501	alimony or compensatory allowance	0	
1801	alimony	0	
1802	other	0	
2110	Additional Earnings from a main job or business	0	
2111	Capital incomes/Rents	0	
2112	Unemployment benefit or job seeker's allowance / Social assistance payment	0	
2113	child allowance	0	
2114	child alimony	0	
2801	Grant	0	
97	does not know	0	
98	refusal	0	
99	no response/not applicable	1914	
Sysmiss		1167	

Warning: these figures indicate the number of cases found in the data file. They cannot be interpreted as summary statistics of the population of interest.

### # b936\_3: Types income received partner last 12 mnths: 3

<b>Information</b>	[Type= discrete] [Format=numeric] [Range= 0-2810] [Missing=*/97/98/99]
<b>Statistics [NW/ W]</b>	[Valid=473 -] [Invalid=2676 -]
<b>Definition</b>	<p>Q 1036</p> <p>Country-specific additional values:</p> <ul style="list-style-type: none"> <li>- AUT, five additional items , "2110-Additional Earnings from a main job or business", "2111-Capital incomes/Rents", "2112-Unemployment benefit or job seeker's allowance / Social assistance payment", "2113-child allowance", "2114-child alimony".</li> <li>- BGR, six items "1101-social pension", "1102-childbirth benefit", "1103-additional payment for child(ren)", "1104-alimony for children", "1105-monetary transfers from relatives working abroad", "1106-other".</li> <li>- CZE: one item "2810-Grant".</li> <li>- DEU: four items "1401 - earnings from employment", "1402 - earnings from self-employment", "1403 - income from rent/leave/interest/insurance", "1404 - housing allowance".</li> <li>- FRA: one item "1501 - alimony or compensatory allowance".</li> <li>- GEO: one item "1301 - pension for long service".</li> <li>- NLD: two additional items "1801 - alimony", "1802 - other".</li> </ul>
<b>Universe</b>	If R is partnered
<b>Pre-question</b>	Card 957: Payment Type
<b>Literal question</b>	This list shows different types of income. Please tell me which of these types of income has your partner/spouse personally received during the last 12 months.

Value	Label	Cases	Percentage
0	no payments	0	
1	earnings from a main job or business	473	100.0%
2	earnings from an additional job or business	0	
3	retirement pension	0	
4	widow's or survivor's or war benefit	0	
5	disability allowance, incapacity or illness benefit	0	
6	unemployment benefit or job seeker's allowance	0	
7	social assistance payment	0	
8	study benefits or a scholarship	0	
9	maternity leave, parental leave or childcare leave benefit	0	

# b936_3: Types income received partner last 12 mnths: 3			
Value	Label	Cases	Percentage
1101	social pension	0	
1102	childbirth benefit	0	
1103	additional payment for child(ren)	0	
1104	alimony for children	0	
1105	monetary transfers from relatives working abroad	0	
1106	other	0	
1301	pension for long service	0	
1401	earnings from employment	0	
1402	earnings from self-employment	0	
1403	income from rent/leave/interest/insurance	0	
1404	housing allowance	0	
1501	alimony or compensatory allowance	0	
1801	alimony	0	
1802	other	0	
2110	Additional Earnings from a main job or business	0	
2111	Capital incomes/Rents	0	
2112	Unemployment benefit or job seeker's allowance / Social assistance payment	0	
2113	child allowance	0	
2114	child alimony	0	
2801	Grant	0	
97	does not know	0	
98	refusal	0	
99	no response/not applicable	1509	
Sysmiss		1167	
Warning: these figures indicate the number of cases found in the data file. They cannot be interpreted as summary statistics of the population of interest.			
# b936_4: Types income received partner last 12 mnths: 4			
Information	[Type= discrete] [Format=numeric] [Range= 0-2810] [Missing=*/97/98/99]		
Statistics [NW/ W]	[Valid=5 /-] [Invalid=3144 /-]		
Definition	<p>Q 1036</p> <p>Country-specific additional values:</p> <ul style="list-style-type: none"> <li>- AUT, five additional items , "2110-Additional Earnings from a main job or business", "2111-Capital incomes/Rents", "2112-Unemployment benefit or job seeker's allowance / Social assistance payment, "2113-child allowance", "2114-child alimony".</li> <li>- BGR, six items "1101-social pension", "1102-childbirth benefit", "1103-additional payment for child(ren)", "1104-alimony for children", "1105-monetary transfers from relatives working abroad", "1106-other".</li> <li>- CZE: one item "2810-Grant".</li> <li>- DEU: four items "1401 - earnings from employment", "1402 - earnings from self-employment", "1403 - income from rent/leave/interest/insurance", "1404 - housing allowance".</li> <li>- FRA: one item "1501 - alimony or compensatory allowance".</li> <li>- GEO: one item "1301 - pension for long service".</li> <li>- NLD: two additional items "1801 - alimony", "1802 - other".</li> </ul>		
Universe	If R is partnered		
Pre-question	Card 957: Payment Type		
Literal question	This list shows different types of income. Please tell me which of these types of income has your partner/spouse personally received during the last 12 months.		
Value	Label	Cases	Percentage
0	no payments	0	

#### # b936\_4: Types income received partner last 12 mnths: 4

Value	Label	Cases	Percentage
1	earnings from a main job or business	5	100.0%
2	earnings from an additional job or business	0	
3	retirement pension	0	
4	widow's or survivor's or war benefit	0	
5	disability allowance, incapacity or illness benefit	0	
6	unemployment benefit or job seeker's allowance	0	
7	social assistance payment	0	
8	study benefits or a scholarship	0	
9	maternity leave, parental leave or childcare leave benefit	0	
1101	social pension	0	
1102	childbirth benefit	0	
1103	additional payment for child(ren)	0	
1104	alimony for children	0	
1105	monetary transfers from relatives working abroad	0	
1106	other	0	
1301	pension for long service	0	
1401	earnings from employment	0	
1402	earnings from self-employment	0	
1403	income from rent/leave/interest/insurance	0	
1404	housing allowance	0	
1501	alimony or compensatory allowance	0	
1801	alimony	0	
1802	other	0	
2110	Additional Earnings from a main job or business	0	
2111	Capital incomes/Rents	0	
2112	Unemployment benefit or job seeker's allowance / Social assistance payment	0	
2113	child allowance	0	
2114	child alimony	0	
2801	Grant	0	
97	does not know	0	
98	refusal	0	
99	no response/not applicable	1977	
Sysmiss		1167	

Warning: these figures indicate the number of cases found in the data file. They cannot be interpreted as summary statistics of the population of interest.

#### # b936\_5: Types income received partner last 12 mnths: 5

<b>Information</b>	[Type= discrete] [Format=numeric] [Range= 0-2810] [Missing=*/97/98/99]
<b>Statistics [NW/ W]</b>	[Valid=79 /-] [Invalid=3070 /-]
<b>Definition</b>	<p>Q 1036</p> <p>Country-specific additional values:</p> <ul style="list-style-type: none"> <li>- AUT, five additional items , "2110-Additional Earnings from a main job or business", "2111-Capital incomes/Rents", "2112-Unemployment benefit or job seeker's allowance / Social assistance payment", "2113-child allowance", "2114-child alimony".</li> <li>- BGR, six items "1101-social pension", "1102-childbirth benefit", "1103-additional payment for child(ren)", "1104-alimony for children", "1105-monetary transfers from relatives working abroad", "1106-other".</li> <li>- CZE: one item "2810-Grant".</li> </ul>

# b936_5: Types income received partner last 12 mnths: 5			
	- DEU: four items "1401 - earnings from employment", "1402 - earnings from self-employment", "1403 - income from rent/leave/interest/insurance", "1404 - housing allowance". - FRA: one item "1501 - alimony or compensatory allowance". - GEO: one item "1301 - pension for long service". - NLD: two additional items "1801 - alimony", "1802 - other".		
<b>Universe</b>	If R is partnered		
<b>Pre-question</b>	Card 957: Payment Type		
<b>Literal question</b>	This list shows different types of income. Please tell me which of these types of income has your partner/spouse personally received during the last 12 months.		
Value	Label	Cases	Percentage
0	no payments	0	
1	earnings from a main job or business	79	100.0%
2	earnings from an additional job or business	0	
3	retirement pension	0	
4	widow's or survivor's or war benefit	0	
5	disability allowance, incapacity or illness benefit	0	
6	unemployment benefit or job seeker's allowance	0	
7	social assistance payment	0	
8	study benefits or a scholarship	0	
9	maternity leave, parental leave or childcare leave benefit	0	
1101	social pension	0	
1102	childbirth benefit	0	
1103	additional payment for child(ren)	0	
1104	alimony for children	0	
1105	monetary transfers from relatives working abroad	0	
1106	other	0	
1301	pension for long service	0	
1401	earnings from employment	0	
1402	earnings from self-employment	0	
1403	income from rent/leave/interest/insurance	0	
1404	housing allowance	0	
1501	alimony or compensatory allowance	0	
1801	alimony	0	
1802	other	0	
2110	Additional Earnings from a main job or business	0	
2111	Capital incomes/Rents	0	
2112	Unemployment benefit or job seeker's allowance / Social assistance payment	0	
2113	child allowance	0	
2114	child alimony	0	
2801	Grant	0	
97	does not know	0	
98	refusal	0	
99	no response/not applicable	1903	
Sysmiss		1167	
Warning: these figures indicate the number of cases found in the data file. They cannot be interpreted as summary statistics of the population of interest.			

# b936_6: Types income received partner last 12 mnths: 6			
Information	[Type= discrete] [Format=numeric] [Range= 0-2810] [Missing=*/97/98/99]		
Statistics [NW/ W]	[Valid=20 /-] [Invalid=3129 /-]		
Definition	<p>Q 1036</p> <p>Country-specific additional values:</p> <ul style="list-style-type: none"> <li>- AUT, five additional items , "2110-Additional Earnings from a main job or business", "2111-Capital incomes/Rents", "2112-Unemployment benefit or job seeker's allowance / Social assistance payment, "2113-child allowance", "2114-child alimony".</li> <li>- BGR, six items "1101-social pension", "1102-childbirth benefit", "1103-additional payment for child(ren)", "1104-alimony for children", "1105-monetary transfers from relatives working abroad", "1106-other".</li> <li>- CZE: one item "2810-Grant".</li> <li>- DEU: four items "1401 - earnings from employment", "1402 - earnings from self-employment", "1403 - income from rent/leave/interest/insurance", "1404 - housing allowance".</li> <li>- FRA: one item "1501 - alimony or compensatory allowance".</li> <li>- GEO: one item "1301 - pension for long service".</li> <li>- NLD: two additional items "1801 - alimony", "1802 - other".</li> </ul>		
Universe	If R is partnered		
Pre-question	Card 957: Payment Type		
Literal question	This list shows different types of income. Please tell me which of these types of income has your partner/spouse personally received during the last 12 months.		
Value	Label	Cases	Percentage
0	no payments	0	
1	earnings from a main job or business	20	100.0%
2	earnings from an additional job or business	0	
3	retirement pension	0	
4	widow's or survivor's or war benefit	0	
5	disability allowance, incapacity or illness benefit	0	
6	unemployment benefit or job seeker's allowance	0	
7	social assistance payment	0	
8	study benefits or a scholarship	0	
9	maternity leave, parental leave or childcare leave benefit	0	
1101	social pension	0	
1102	childbirth benefit	0	
1103	additional payment for child(ren)	0	
1104	alimony for children	0	
1105	monetary transfers from relatives working abroad	0	
1106	other	0	
1301	pension for long service	0	
1401	earnings from employment	0	
1402	earnings from self-employment	0	
1403	income from rent/leave/interest/insurance	0	
1404	housing allowance	0	
1501	alimony or compensatory allowance	0	
1801	alimony	0	
1802	other	0	
2110	Additional Earnings from a main job or business	0	
2111	Capital incomes/Rents	0	
2112	Unemployment benefit or job seeker's allowance / Social assistance payment	0	
2113	child allowance	0	



# b936_6: Types income received partner last 12 mnths: 6			
Value	Label	Cases	Percentage
2114	child alimony	0	
2801	Grant	0	
97	does not know	0	
98	refusal	0	
99	no response/not applicable	1962	
Sysmiss		1167	
<i>Warning: these figures indicate the number of cases found in the data file. They cannot be interpreted as summary statistics of the population of interest.</i>			
# b936_7: Types income received partner last 12 mnths: 7			
Information	[Type= discrete] [Format=numeric] [Range= 0-2810] [Missing=*/97/98/99]		
Statistics [NW/ W]	[Valid=33 /-] [Invalid=3116 /-]		
Definition	<p>Q 1036</p> <p>Country-specific additional values:</p> <ul style="list-style-type: none"> <li>- AUT, five additional items , "2110-Additional Earnings from a main job or business", "2111-Capital incomes/Rents", "2112-Unemployment benefit or job seeker's allowance / Social assistance payment, "2113-child allowance", "2114-child alimony".</li> <li>- BGR, six items "1101-social pension", "1102-childbirth benefit", "1103-additional payment for child(ren)", "1104-alimony for children", "1105-monetary transfers from relatives working abroad", "1106-other".</li> <li>- CZE: one item "2810-Grant".</li> <li>- DEU: four items "1401 - earnings from employment", "1402 - earnings from self-employment", "1403 - income from rent/ leave/interest/insurance", "1404 - housing allowance".</li> <li>- FRA: one item "1501 - alimony or compensatory allowance".</li> <li>- GEO: one item "1301 - pension for long service".</li> <li>- NLD: two additional items "1801 - alimony", "1802 - other".</li> </ul>		
Universe	If R is partnered		
Pre-question	Card 957: Payment Type		
Literal question	This list shows different types of income. Please tell me which of these types of income has your partner/spouse personally received during the last 12 months.		
Value	Label	Cases	Percentage
0	no payments	0	
1	earnings from a main job or business	33	100.0%
2	earnings from an additional job or business	0	
3	retirement pension	0	
4	widow's or survivor's or war benefit	0	
5	disability allowance, incapacity or illness benefit	0	
6	unemployment benefit or job seeker's allowance	0	
7	social assistance payment	0	
8	study benefits or a scholarship	0	
9	maternity leave, parental leave or childcare leave benefit	0	
1101	social pension	0	
1102	childbirth benefit	0	
1103	additional payment for child(ren)	0	
1104	alimony for children	0	
1105	monetary transfers from relatives working abroad	0	
1106	other	0	
1301	pension for long service	0	
1401	earnings from employment	0	
1402	earnings from self-employment	0	

### # b936\_7: Types income received partner last 12 mnths: 7

Value	Label	Cases	Percentage
1403	income from rent/leave/interest/insurance	0	
1404	housing allowance	0	
1501	alimony or compensatory allowance	0	
1801	alimony	0	
1802	other	0	
2110	Additional Earnings from a main job or business	0	
2111	Capital incomes/Rents	0	
2112	Unemployment benefit or job seeker's allowance / Social assistance payment	0	
2113	child allowance	0	
2114	child alimony	0	
2801	Grant	0	
97	does not know	0	
98	refusal	0	
99	no response/not applicable	1949	
Sysmiss		1167	

Warning: these figures indicate the number of cases found in the data file. They cannot be interpreted as summary statistics of the population of interest.

### # b936\_8: Types income received partner last 12 mnths: 8

<b>Information</b>	[Type= discrete] [Format=numeric] [Range= 0-2810] [Missing=*/97/98/99]
<b>Statistics [NW/ W]</b>	[Valid=33 /-] [Invalid=3116 /-]
<b>Definition</b>	<p>Q 1036</p> <p>Country-specific additional values:</p> <ul style="list-style-type: none"> <li>- AUT, five additional items , "2110-Additional Earnings from a main job or business", "2111-Capital incomes/Rents", "2112-Unemployment benefit or job seeker's allowance / Social assistance payment", "2113-child allowance", "2114-child alimony".</li> <li>- BGR, six items "1101-social pension", "1102-childbirth benefit", "1103-additional payment for child(ren)", "1104-alimony for children", "1105-monetary transfers from relatives working abroad", "1106-other".</li> <li>- CZE: one item "2810-Grant".</li> <li>- DEU: four items "1401 - earnings from employment", "1402 - earnings from self-employment", "1403 - income from rent/leave/interest/insurance", "1404 - housing allowance".</li> <li>- FRA: one item "1501 - alimony or compensatory allowance".</li> <li>- GEO: one item "1301 - pension for long service".</li> <li>- NLD: two additional items "1801 - alimony", "1802 - other".</li> </ul>
<b>Universe</b>	If R is partnered
<b>Pre-question</b>	Card 957: Payment Type
<b>Literal question</b>	This list shows different types of income. Please tell me which of these types of income has your partner/spouse personally received during the last 12 months.

Value	Label	Cases	Percentage
0	no payments	0	
1	earnings from a main job or business	33	100.0%
2	earnings from an additional job or business	0	
3	retirement pension	0	
4	widow's or survivor's or war benefit	0	
5	disability allowance, incapacity or illness benefit	0	
6	unemployment benefit or job seeker's allowance	0	
7	social assistance payment	0	
8	study benefits or a scholarship	0	
9	maternity leave, parental leave or childcare leave benefit	0	

# b936_8: Types income received partner last 12 mnths: 8			
Value	Label	Cases	Percentage
1101	social pension	0	
1102	childbirth benefit	0	
1103	additional payment for child(ren)	0	
1104	alimony for children	0	
1105	monetary transfers from relatives working abroad	0	
1106	other	0	
1301	pension for long service	0	
1401	earnings from employment	0	
1402	earnings from self-employment	0	
1403	income from rent/leave/interest/insurance	0	
1404	housing allowance	0	
1501	alimony or compensatory allowance	0	
1801	alimony	0	
1802	other	0	
2110	Additional Earnings from a main job or business	0	
2111	Capital incomes/Rents	0	
2112	Unemployment benefit or job seeker's allowance / Social assistance payment	0	
2113	child allowance	0	
2114	child alimony	0	
2801	Grant	0	
97	does not know	0	
98	refusal	0	
99	no response/not applicable	1949	
Sysmiss		1167	
Warning: these figures indicate the number of cases found in the data file. They cannot be interpreted as summary statistics of the population of interest.			
# b936_9: Types income received partner last 12 mnths: 9			
Information	[Type= discrete] [Format=numeric] [Range= 0-2810] [Missing=*/97/98/99]		
Statistics [NW/ W]	[Valid=50 /-] [Invalid=3099 /-]		
Definition	<p>Q 1036</p> <p>Country-specific additional values:</p> <ul style="list-style-type: none"> <li>- AUT, five additional items , "2110-Additional Earnings from a main job or business", "2111-Capital incomes/Rents", "2112-Unemployment benefit or job seeker's allowance / Social assistance payment, "2113-child allowance", "2114-child alimony".</li> <li>- BGR, six items "1101-social pension", "1102-childbirth benefit", "1103-additional payment for child(ren)", "1104-alimony for children", "1105-monetary transfers from relatives working abroad", "1106-other".</li> <li>- CZE: one item "2810-Grant".</li> <li>- DEU: four items "1401 - earnings from employment", "1402 - earnings from self-employment", "1403 - income from rent/leave/interest/insurance", "1404 - housing allowance".</li> <li>- FRA: one item "1501 - alimony or compensatory allowance".</li> <li>- GEO: one item "1301 - pension for long service".</li> <li>- NLD: two additional items "1801 - alimony", "1802 - other".</li> </ul>		
Universe	If R is partnered		
Pre-question	Card 957: Payment Type		
Literal question	This list shows different types of income. Please tell me which of these types of income has your partner/spouse personally received during the last 12 months.		
Value	Label	Cases	Percentage
0	no payments	0	

### # b936\_9: Types income received partner last 12 mnths: 9

Value	Label	Cases	Percentage
1	earnings from a main job or business	50	100.0%
2	earnings from an additional job or business	0	
3	retirement pension	0	
4	widow's or survivor's or war benefit	0	
5	disability allowance, incapacity or illness benefit	0	
6	unemployment benefit or job seeker's allowance	0	
7	social assistance payment	0	
8	study benefits or a scholarship	0	
9	maternity leave, parental leave or childcare leave benefit	0	
1101	social pension	0	
1102	childbirth benefit	0	
1103	additional payment for child(ren)	0	
1104	alimony for children	0	
1105	monetary transfers from relatives working abroad	0	
1106	other	0	
1301	pension for long service	0	
1401	earnings from employment	0	
1402	earnings from self-employment	0	
1403	income from rent/leave/interest/insurance	0	
1404	housing allowance	0	
1501	alimony or compensatory allowance	0	
1801	alimony	0	
1802	other	0	
2110	Additional Earnings from a main job or business	0	
2111	Capital incomes/Rents	0	
2112	Unemployment benefit or job seeker's allowance / Social assistance payment	0	
2113	child allowance	0	
2114	child alimony	0	
2801	Grant	0	
97	does not know	0	
98	refusal	0	
99	no response/not applicable	1932	
Sysmiss		1167	

Warning: these figures indicate the number of cases found in the data file. They cannot be interpreted as summary statistics of the population of interest.

### # b936\_10: Types income received partner last 12 mnths: 10

<b>Information</b>	[Type= discrete] [Format=numeric] [Range= 0-2810] [Missing=*/97/98/99]
<b>Statistics [NW/ W]</b>	[Valid=15 /-] [Invalid=3134 /-]
<b>Definition</b>	<p>Q 1036</p> <p>Country-specific additional values:</p> <ul style="list-style-type: none"> <li>- AUT, five additional items , "2110-Additional Earnings from a main job or business", "2111-Capital incomes/Rents", "2112-Unemployment benefit or job seeker's allowance / Social assistance payment", "2113-child allowance", "2114-child alimony".</li> <li>- BGR, six items "1101-social pension", "1102-childbirth benefit", "1103-additional payment for child(ren)", "1104-alimony for children", "1105-monetary transfers from relatives working abroad", "1106-other".</li> <li>- CZE: one item "2810-Grant".</li> </ul>

# b936_10: Types income received partner last 12 mnths: 10			
	- DEU: four items "1401 - earnings from employment", "1402 - earnings from self-employment", "1403 - income from rent/leave/interest/insurance", "1404 - housing allowance". - FRA: one item "1501 - alimony or compensatory allowance". - GEO: one item "1301 - pension for long service". - NLD: two additional items "1801 - alimony", "1802 - other".		
<b>Universe</b>	If R is partnered		
<b>Pre-question</b>	Card 957: Payment Type		
<b>Literal question</b>	This list shows different types of income. Please tell me which of these types of income has your partner/spouse personally received during the last 12 months.		
Value	Label	Cases	Percentage
0	no payments	0	
1	earnings from a main job or business	15	100.0%
2	earnings from an additional job or business	0	
3	retirement pension	0	
4	widow's or survivor's or war benefit	0	
5	disability allowance, incapacity or illness benefit	0	
6	unemployment benefit or job seeker's allowance	0	
7	social assistance payment	0	
8	study benefits or a scholarship	0	
9	maternity leave, parental leave or childcare leave benefit	0	
1101	social pension	0	
1102	childbirth benefit	0	
1103	additional payment for child(ren)	0	
1104	alimony for children	0	
1105	monetary transfers from relatives working abroad	0	
1106	other	0	
1301	pension for long service	0	
1401	earnings from employment	0	
1402	earnings from self-employment	0	
1403	income from rent/leave/interest/insurance	0	
1404	housing allowance	0	
1501	alimony or compensatory allowance	0	
1801	alimony	0	
1802	other	0	
2110	Additional Earnings from a main job or business	0	
2111	Capital incomes/Rents	0	
2112	Unemployment benefit or job seeker's allowance / Social assistance payment	0	
2113	child allowance	0	
2114	child alimony	0	
2801	Grant	0	
97	does not know	0	
98	refusal	0	
99	no response/not applicable	1967	
Sysmiss		1167	
Warning: these figures indicate the number of cases found in the data file. They cannot be interpreted as summary statistics of the population of interest.			

# b937_1: Number payments received partner last 12 mnths type income 1			
Information	[Type= discrete] [Format=numeric] [Range= 0-1801] [Missing=*/9997/9998/9999]		
Statistics [NW/ W]	[Valid=1197 -] [Invalid=1952 -]		
Definition	Q 1037 NLD: one additional item "1801 - irregularly".		
Universe	If R is partnered		
Literal question	How many times has your partner/spouse received this [payment type] during the last 12 months?		
Value	Label	Cases	Percentage
0		1	0.1%
1		2	0.2%
2		3	0.3%
3		4	0.3%
4		1	0.1%
5		4	0.3%
6		7	0.6%
7		3	0.3%
8		7	0.6%
9		1	0.1%
10		7	0.6%
11		2	0.2%
12		1146	95.7%
13		7	0.6%
14		1	0.1%
40		1	0.1%
1801	irregular	0	
9997	does not know	0	
9998	refusal	0	
9999	no response/not applicable	785	
Sysmiss		1167	
Warning: these figures indicate the number of cases found in the data file. They cannot be interpreted as summary statistics of the population of interest.			
# b937_2: Number payments received partner last 12 mnths type income 2			
Information	[Type= discrete] [Format=numeric] [Range= 1-1801] [Missing=*/9997/9998/9999]		
Statistics [NW/ W]	[Valid=54 -] [Invalid=3095 -]		
Definition	Q 1037 NLD: one additional item "1801 - irregularly".		
Universe	If R is partnered		
Literal question	How many times has your partner/spouse received this [payment type] during the last 12 months?		
Value	Label	Cases	Percentage
1		1	1.9%
2		1	1.9%
3		1	1.9%
4		2	3.7%
5		2	3.7%
6		2	3.7%

# b937_2: Number payments received partner last 12 mnths type income 2			
Value	Label	Cases	Percentage
7		1	1.9%
8		1	1.9%
9		1	1.9%
10		2	3.7%
12		40	74.1%
1801	irregular	0	
9997	does not know	0	
9998	refusal	0	
9999	no response/not applicable	1928	
Sysmiss		1167	
Warning: these figures indicate the number of cases found in the data file. They cannot be interpreted as summary statistics of the population of interest.			
# b937_3: Number payments received partner last 12 mnths type income 3			
Information	[Type= discrete] [Format=numeric] [Range= 0-1801] [Missing=*/9997/9998/9999]		
Statistics [NW/ W]	[Valid=468 /-] [Invalid=2681 /-]		
Definition	Q 1037  NLD: one additional item "1801 - irregularly".		
Universe	If R is partnered		
Literal question	How many times has your partner/spouse received this [payment type] during the last 12 months?		
Value	Label	Cases	Percentage
0		3	0.6%
1		3	0.6%
2		2	0.4%
3		3	0.6%
4		3	0.6%
5		1	0.2%
6		1	0.2%
7		2	0.4%
8		4	0.9%
9		4	0.9%
11		1	0.2%
12		441	94.2%
1801	irregular	0	
9997	does not know	0	
9998	refusal	0	
9999	no response/not applicable	1514	
Sysmiss		1167	
Warning: these figures indicate the number of cases found in the data file. They cannot be interpreted as summary statistics of the population of interest.			
# b937_4: Number payments received partner last 12 mnths type income 4			
Information	[Type= continuous] [Format=numeric] [Range= 12-1801] [Missing=*/9997/9998/9999]		
Statistics [NW/ W]	[Valid=4 /-] [Invalid=3145 /-]		
Definition	Q 1037  NLD: one additional item "1801 - irregularly".		
Universe	If R is partnered		

# b937_4: Number payments received partner last 12 mnths type income 4			
<b>Literal question</b>	How many times has your partner/spouse received this [payment type] during the last 12 months?		
Value	Label	Cases	Percentage
1801	irregular	0	
9997	does not know	0	
9998	refusal	0	
9999	no response/not applicable	1978	
<i>Warning: these figures indicate the number of cases found in the data file. They cannot be interpreted as summary statistics of the population of interest.</i>			
# b937_5: Number payments received partner last 12 mnths type income 5			
<b>Information</b>	[Type= discrete] [Format=numeric] [Range= 1-1801] [Missing=*/9997/9998/9999]		
<b>Statistics [NW/ W]</b>	[Valid=79 /-] [Invalid=3070 /-]		
<b>Definition</b>	Q 1037  NLD: one additional item "1801 - irregularly".		
<b>Universe</b>	If R is partnered		
<b>Literal question</b>	How many times has your partner/spouse received this [payment type] during the last 12 months?		
Value	Label	Cases	Percentage
1		3	<div><div></div></div> 3.8%
4		1	<div><div></div></div> 1.3%
9		1	<div><div></div></div> 1.3%
12		74	<div><div></div></div> 93.7%
1801	irregular	0	
9997	does not know	0	
9998	refusal	0	
9999	no response/not applicable	1903	
Sysmiss		1167	
<i>Warning: these figures indicate the number of cases found in the data file. They cannot be interpreted as summary statistics of the population of interest.</i>			
# b937_6: Number payments received partner last 12 mnths type income 6			
<b>Information</b>	[Type= discrete] [Format=numeric] [Range= 0-1801] [Missing=*/9997/9998/9999]		
<b>Statistics [NW/ W]</b>	[Valid=19 /-] [Invalid=3130 /-]		
<b>Definition</b>	Q 1037  NLD: one additional item "1801 - irregularly".		
<b>Universe</b>	If R is partnered		
<b>Literal question</b>	How many times has your partner/spouse received this [payment type] during the last 12 months?		
Value	Label	Cases	Percentage
0		1	<div><div></div></div> 5.3%
2		2	<div><div></div></div> 10.5%
3		3	<div><div></div></div> 15.8%
4		3	<div><div></div></div> 15.8%
5		1	<div><div></div></div> 5.3%
6		5	<div><div></div></div> 26.3%
8		1	<div><div></div></div> 5.3%
12		3	<div><div></div></div> 15.8%
1801	irregular	0	
9997	does not know	0	



# b937_6: Number payments received partner last 12 mnths type income 6			
Value	Label	Cases	Percentage
9998	refusal	0	
9999	no response/not applicable	1963	
Sysmiss		1167	
Warning: these figures indicate the number of cases found in the data file. They cannot be interpreted as summary statistics of the population of interest.			
# b937_7: Number payments received partner last 12 mnths type income 7			
Information	[Type= discrete] [Format=numeric] [Range= 1-1801] [Missing=*/9997/9998/9999]		
Statistics [NW/ W]	[Valid=29 /-] [Invalid=3120 /-]		
Definition	Q 1037 NLD: one additional item "1801 - irregularly".		
Universe	If R is partnered		
Literal question	How many times has your partner/spouse received this [payment type] during the last 12 months?		
Value	Label	Cases	Percentage
1		1	<div></div> 3.4%
3		1	<div></div> 3.4%
4		1	<div></div> 3.4%
5		1	<div></div> 3.4%
6		3	<div></div> 10.3%
9		1	<div></div> 3.4%
12		21	<div></div> 72.4%
1801	irregular	0	
9997	does not know	0	
9998	refusal	0	
9999	no response/not applicable	1953	
Sysmiss		1167	
Warning: these figures indicate the number of cases found in the data file. They cannot be interpreted as summary statistics of the population of interest.			
# b937_8: Number payments received partner last 12 mnths type income 8			
Information	[Type= discrete] [Format=numeric] [Range= 0-1801] [Missing=*/9997/9998/9999]		
Statistics [NW/ W]	[Valid=32 /-] [Invalid=3117 /-]		
Definition	Q 1037 NLD: one additional item "1801 - irregularly".		
Universe	If R is partnered		
Literal question	How many times has your partner/spouse received this [payment type] during the last 12 months?		
Value	Label	Cases	Percentage
0		2	<div></div> 6.2%
1		2	<div></div> 6.2%
2		1	<div></div> 3.1%
4		1	<div></div> 3.1%
5		1	<div></div> 3.1%
6		2	<div></div> 6.2%
12		23	<div></div> 71.9%
1801	irregular	0	
9997	does not know	0	

# b937_8: Number payments received partner last 12 mnths type income 8			
Value	Label	Cases	Percentage
9998	refusal	0	
9999	no response/not applicable	1950	
Sysmiss		1167	
Warning: these figures indicate the number of cases found in the data file. They cannot be interpreted as summary statistics of the population of interest.			
# b937_9: Number payments received partner last 12 mnths type income 9			
Information	[Type= discrete] [Format=numeric] [Range= 0-1801] [Missing=*/9997/9998/9999]		
Statistics [NW/ W]	[Valid=44 /-] [Invalid=3105 /-]		
Definition	Q 1037  NLD: one additional item "1801 - irregularly".		
Universe	If R is partnered		
Literal question	How many times has your partner/spouse received this [payment type] during the last 12 months?		
Value	Label	Cases	Percentage
0		2	4.5%
2		1	2.3%
6		1	2.3%
7		1	2.3%
12		39	88.6%
1801	irregular	0	
9997	does not know	0	
9998	refusal	0	
9999	no response/not applicable	1938	
Sysmiss		1167	
Warning: these figures indicate the number of cases found in the data file. They cannot be interpreted as summary statistics of the population of interest.			
# b937_2810: Number payments received partner last 12 mnths type income grant			
Information	[Type= discrete] [Format=numeric] [Range= 1-9999] [Missing=*]		
Statistics [NW/ W]	[Valid=1982 /-] [Invalid=1167 /-]		
Definition	Country specific variable for CZE adapted from Q 1037  In CZE a specific question was asked about the number of payments received by partner in the framework of a grant.		
Universe	If R is partnered		
Literal question	How many times has your partner/spouse received this [payment type] during the last 12 months?		
Value	Label	Cases	Percentage
1		1	0.1%
2		2	0.1%
3		1	0.1%
4		2	0.1%
10		1	0.1%
12		4	0.2%
9997	does not know	0	
9998	refusal	0	
9999	no response/not applicable	1971	99.4%
Sysmiss		1167	
Warning: these figures indicate the number of cases found in the data file. They cannot be interpreted as summary statistics of the population of interest.			

# b938_1: Partner's net amount payment type income 1			
Information	[Type= continuous] [Format=numeric] [Range= 0.59775-6774.5] [Missing=*/99999997/99999998/99999999]		
Statistics [NW/ W]	[Valid=737 /-] [Invalid=2412 /-] [Mean=599.764 /-] [StdDev=412.409 /-]		
Definition	Q 1038		
Universe	If R is partnered		
Literal question	What was the average net amount of this payment? For payment types 1 and 2: If your partner/spouse is working with an employer, please include also earnings from any overtime he/she normally did. Please give me the net-amount, that is, the take-home pay.		
Value	Label	Cases	Percentage
99999997	does not know	0	
99999998	refusal	0	
99999999	no response/not applicable	1245	
Warning: these figures indicate the number of cases found in the data file. They cannot be interpreted as summary statistics of the population of interest.			
# b938_2: Partner's net amount payment type income 2			
Information	[Type= continuous] [Format=numeric] [Range= 0.03985-3586.5] [Missing=*/99999997/99999998/99999999]		
Statistics [NW/ W]	[Valid=38 /-] [Invalid=3111 /-] [Mean=354.291 /-] [StdDev=637.571 /-]		
Definition	Q 1038		
Universe	If R is partnered		
Literal question	What was the average net amount of this payment? For payment types 1 and 2: If your partner/spouse is working with an employer, please include also earnings from any overtime he/she normally did. Please give me the net-amount, that is, the take-home pay.		
Value	Label	Cases	Percentage
99999997	does not know	0	
99999998	refusal	0	
99999999	no response/not applicable	1944	
Warning: these figures indicate the number of cases found in the data file. They cannot be interpreted as summary statistics of the population of interest.			
# b938_3: Partner's net amount payment type income 3			
Information	[Type= continuous] [Format=numeric] [Range= 0-956.4] [Missing=*/99999997/99999998/99999999]		
Statistics [NW/ W]	[Valid=352 /-] [Invalid=2797 /-] [Mean=316.132 /-] [StdDev=125.559 /-]		
Definition	Q 1038		
Universe	If R is partnered		
Literal question	What was the average net amount of this payment? For payment types 1 and 2: If your partner/spouse is working with an employer, please include also earnings from any overtime he/she normally did. Please give me the net-amount, that is, the take-home pay.		
Value	Label	Cases	Percentage
99999997	does not know	0	
99999998	refusal	0	
99999999	no response/not applicable	1630	
Warning: these figures indicate the number of cases found in the data file. They cannot be interpreted as summary statistics of the population of interest.			
# b938_4: Partner's net amount payment type income 4			
Information	[Type= continuous] [Format=numeric] [Range= 63.76-139.475] [Missing=*/99999997/99999998/99999999]		
Statistics [NW/ W]	[Valid=3 /-] [Invalid=3146 /-] [Mean=100.953 /-] [StdDev=37.875 /-]		
Definition	Q 1038		
Universe	If R is partnered		
Literal question	What was the average net amount of this payment?		

# b938_4: Partner's net amount payment type income 4			
		For payment types 1 and 2: If your partner/spouse is working with an employer, please include also earnings from any overtime he/she normally did. Please give me the net-amount, that is, the take-home pay.	
Value	Label	Cases	Percentage
99999997	does not know	0	
99999998	refusal	0	
99999999	no response/not applicable	1979	
<i>Warning: these figures indicate the number of cases found in the data file. They cannot be interpreted as summary statistics of the population of interest.</i>			
# b938_5: Partner's net amount payment type income 5			
Information	[Type= continuous] [Format=numeric] [Range= 0.11955-557.9] [Missing=*/99999997/99999998/99999999]		
Statistics [NW/ W]	[Valid=55 -/] [Invalid=3094 -/] [Mean=285.13 -/] [StdDev=119.306 -/]		
Definition	Q 1038		
Universe	If R is partnered		
Literal question	What was the average net amount of this payment? For payment types 1 and 2: If your partner/spouse is working with an employer, please include also earnings from any overtime he/she normally did. Please give me the net-amount, that is, the take-home pay.		
Value	Label	Cases	Percentage
99999997	does not know	0	
99999998	refusal	0	
99999999	no response/not applicable	1927	
<i>Warning: these figures indicate the number of cases found in the data file. They cannot be interpreted as summary statistics of the population of interest.</i>			
# b938_6: Partner's net amount payment type income 6			
Information	[Type= continuous] [Format=numeric] [Range= 0-398.5] [Missing=*/99999997/99999998/99999999]		
Statistics [NW/ W]	[Valid=11 -/] [Invalid=3138 -/] [Mean=186.281 -/] [StdDev=111.38 -/]		
Definition	Q 1038		
Universe	If R is partnered		
Literal question	What was the average net amount of this payment? For payment types 1 and 2: If your partner/spouse is working with an employer, please include also earnings from any overtime he/she normally did. Please give me the net-amount, that is, the take-home pay.		
Value	Label	Cases	Percentage
99999997	does not know	0	
99999998	refusal	0	
99999999	no response/not applicable	1971	
<i>Warning: these figures indicate the number of cases found in the data file. They cannot be interpreted as summary statistics of the population of interest.</i>			
# b938_7: Partner's net amount payment type income 7			
Information	[Type= continuous] [Format=numeric] [Range= 21.519-358.65] [Missing=*/99999997/99999998/99999999]		
Statistics [NW/ W]	[Valid=20 -/] [Invalid=3129 -/] [Mean=135.422 -/] [StdDev=95.143 -/]		
Definition	Q 1038		
Universe	If R is partnered		
Literal question	What was the average net amount of this payment? For payment types 1 and 2: If your partner/spouse is working with an employer, please include also earnings from any overtime he/she normally did. Please give me the net-amount, that is, the take-home pay.		
Value	Label	Cases	Percentage
99999997	does not know	0	
99999998	refusal	0	
99999999	no response/not applicable	1962	

# b938_7: Partner's net amount payment type income 7			
Warning: these figures indicate the number of cases found in the data file. They cannot be interpreted as summary statistics of the population of interest.			
# b938_8: Partner's net amount payment type income 8			
Information	[Type= continuous] [Format=numeric] [Range= 0.2391-518.05] [Missing=*/99999997/99999998/99999999]		
Statistics [NW/ W]	[Valid=22 -/] [Invalid=3127 -/] [Mean=280.863 -/] [StdDev=130.166 -/]		
Definition	Q 1038		
Universe	If R is partnered		
Literal question	What was the average net amount of this payment? For payment types 1 and 2: If your partner/spouse is working with an employer, please include also earnings from any overtime he/she normally did. Please give me the net-amount, that is, the take-home pay.		
Value	Label	Cases	Percentage
99999997	does not know	0	
99999998	refusal	0	
99999999	no response/not applicable	1960	
Warning: these figures indicate the number of cases found in the data file. They cannot be interpreted as summary statistics of the population of interest.			
# b938_9: Partner's net amount payment type income 9			
Information	[Type= continuous] [Format=numeric] [Range= 0-310.83] [Missing=*/99999997/99999998/99999999]		
Statistics [NW/ W]	[Valid=31 -/] [Invalid=3118 -/] [Mean=190.252 -/] [StdDev=126.033 -/]		
Definition	Q 1038		
Universe	If R is partnered		
Literal question	What was the average net amount of this payment? For payment types 1 and 2: If your partner/spouse is working with an employer, please include also earnings from any overtime he/she normally did. Please give me the net-amount, that is, the take-home pay.		
Value	Label	Cases	Percentage
99999997	does not know	0	
99999998	refusal	0	
99999999	no response/not applicable	1951	
Warning: these figures indicate the number of cases found in the data file. They cannot be interpreted as summary statistics of the population of interest.			
# b938_2810: Number payments received partner last 12 mnths type income grant			
Information	[Type= continuous] [Format=numeric] [Range= 0.35865-99999999] [Missing=*]		
Statistics [NW/ W]	[Valid=1982 -/] [Invalid=1167 -/]		
Definition	Country specific variable for CZE adapted from Q 1038.  In CZE a specific question asks about partner's net amount of payment in the framework of a grant.		
Universe	If R is partnered		
Literal question	What was the average net amount of this payment? For payment types 1 and 2: If your partner/spouse is working with an employer, please include also earnings from any overtime he/she normally did. Please give me the net-amount, that is, the take-home pay.		
Value	Label	Cases	Percentage
99999997	does not know	0	
99999998	refusal	0	
99999999	no response/not applicable	1972	100.0%
Warning: these figures indicate the number of cases found in the data file. They cannot be interpreted as summary statistics of the population of interest.			
# b939_1: Range amount received partner payment type income 1			
Information	[Type= continuous] [Format=numeric] [Range= 1-2811] [Missing=*/97/98/99]		
Statistics [NW/ W]	[Valid=263 -/] [Invalid=2886 -/]		

## # b939\_1: Range amount received partner payment type income 1

<b>Definition</b>	<p>Q 1039</p> <p>Only country-specific values:</p> <p>- BGR: seven items in leva "1101-up to 200 leva (102 Eur)", "1102-201-300 leva (103-153 Eur)", "1103-301-400 leva (154-204 Eur)", "1104-401-600 leva (205-306 Eur)", "1105-601-800 leva (307-409 Eur)", "1106-801-1000 leva (410-511 Eur)", "1107-1001 and more leva (512 and more Eur)".</p> <p>- GEO: nine items in GEL "1301-50 GEL (22 euro) and less", "1302-50-100 GEL (22-44 euro)", "1303-100-150 GEL (44-66 euro)", "1304-150-200 GEL (66-88 euro)", "1305-200-300 GEL (88-132 euro)", "1306-300-400 GEL (132-175 euro)", "1307-400-500 GEL (175-219 euro)", "1308-500-1000 GEL (219-438 euro)", "1309-1000 GEL (438 euro) and more".</p> <p>- NLD: seventeen items "1801-&lt; 550 Euro", "1802-550-750 Euro", "1803-750-950 Euro", "1804-950-1150 Euro", "1805-1150-1350 Euro", "1806-1350-1550 Euro", "1807-1550-1750 Euro", "1808-1750-1950 Euro", "1809-1950-2150 Euro", "1810-2150-2350 Euro", "1811-2350-2550 Euro", "1812-2550-2750 Euro", "1813-2750-2950 Euro", "1814-2950-3150 Euro", "1815-3150-3350 Euro", "1816-3350-3750 Euro", "1817-&gt; 3750 Euro".</p> <p>- CZE: eleven items in Czech crown: "2801-less than 4999 CZK", "2802-500-6999 CZK", "2803-7000-8999 CZK", "2804-9000-11999 CZK", "2805-12000-14999 CZK", "2806-15000-16999 CZK", "2807-17000-19999 CZK", "2808-20000-24999 CZK", "2809-25000-29999 CZK", "2810-30000-39999 CZK", "2811-more than 40000 CZK".</p>
<b>Universe</b>	If R is partnered
<b>Literal question</b>	Please look at this card and give me the approximate range of the amount your partner/spouse received each time from that [payment type].

Value	Label	Cases	Percentage
1	499 Eur or less	0	
2	500 to 999 Eur	0	
3	1,000 to 1,499 Eur	0	
4	1,500 to 1,999 Eur	0	
5	2,000 to 2,499 Eur	0	
6	2,500 to 2,999 Eur	0	
7	3,000 to 4,999 Eur	0	
8	5,000 Eur or more	0	
1101	up to 200 leva (102 Eur)	0	
1102	201-300 leva (103-153 Eur)	0	
1103	301-400 leva (154-204 Eur)	0	
1104	401-600 leva (205-306 Eur)	0	
1105	601-800 leva (307-409 Eur)	0	
1106	801-1000 leva (410-511 Eur)	0	
1107	1001 and more leva (512 and more Eur)	0	
1301	50 GEL (22 euro) and less	0	
1302	50-100 GEL (22-44 euro)	0	
1303	100-150 GEL (44-66 euro)	0	
1304	150-200 GEL (66-88 euro)	0	
1305	200-300 GEL (88-132 euro)	0	
1306	300-400 GEL (132-175 euro)	0	
1307	400-500 GEL (175-219 euro)	0	
1308	500-1000 GEL (219-438 euro)	0	
1309	1000 GEL (438 euro) and more	0	
1801	< 550 Euro	0	
1802	550-750 Euro	0	
1803	750-950 Euro	0	
1804	950-1150 Euro	0	
1805	1150-1350 Euro	0	
1806	1350-1550 Euro	0	

### # b939\_1: Range amount received partner payment type income 1

Value	Label	Cases	Percentage
1807	1550-1750 Euro	0	
1808	1750-1950 Euro	0	
1809	1950-2150 Euro	0	
1810	2150-2350 Euro	0	
1811	2350-2550 Euro	0	
1812	2550-2750 Euro	0	
1813	2750-2950 Euro	0	
1814	2950-3150 Euro	0	
1815	3150-3350 Euro	0	
1816	3350-3750 Euro	0	
1817	> 3750 Euro	0	
2801	less than 4999 CZK	2	0.8%
2802	500-6999 CZK	3	1.1%
2803	7000-8999 CZK	15	5.7%
2804	9000-11999 CZK	30	11.4%
2805	12000-14999 CZK	50	19.0%
2806	15000-16999 CZK	36	13.7%
2807	17000-19999 CZK	49	18.6%
2808	20000-24999 CZK	41	15.6%
2809	25000-29999 CZK	24	9.1%
2810	30000-39999 CZK	8	3.0%
2811	more than 40000 CZK	5	1.9%
97	does not know	146	
98	refusal	158	
99	no response/not applicable	0	

Warning: these figures indicate the number of cases found in the data file. They cannot be interpreted as summary statistics of the population of interest.

### # b939\_2: Range amount received partner payment type income 2

Information	[Type= continuous] [Format=numeric] [Range= 1-2811] [Missing=*/97/98/99]
Statistics [NW/ W]	[Valid=24 /-] [Invalid=3125 /-]
Definition	<p>Q 1039</p> <p>Only country-specific values:</p> <p>- BGR: seven items in leva "1101-up to 200 leva (102 Eur)", "1102-201-300 leva (103-153 Eur)", "1103-301-400 leva (154-204 Eur)", "1104-401-600 leva (205-306 Eur)", "1105-601-800 leva (307-409 Eur)", "1106-801-1000 leva (410-511 Eur)", "1107-1001 and more leva (512 and more Eur)".</p> <p>- GEO: nine items in GEL "1301-50 GEL (22 euro) and less", "1302-50-100 GEL (22-44 euro)", "1303-100-150 GEL (44-66 euro)", "1304-150-200 GEL (66-88 euro)", "1305-200-300 GEL (88-132 euro)", "1306-300-400 GEL (132-175 euro)", "1307-400-500 GEL (175-219 euro)", "1308-500-1000 GEL (219-438 euro)", "1309-1000 GEL (438 euro) and more".</p> <p>- NLD: seventeen items "1801-&lt; 550 Euro", "1802-550-750 Euro", "1803-750-950 Euro", "1804-950-1150 Euro", "1805-1150-1350 Euro", "1806-1350-1550 Euro", "1807-1550-1750 Euro", "1808-1750-1950 Euro", "1809-1950-2150 Euro", "1810-2150-2350 Euro", "1811-2350-2550 Euro", "1812-2550-2750 Euro", "1813-2750-2950 Euro", "1814-2950-3150 Euro", "1815-3150-3350 Euro", "1816-3350-3750 Euro", "1817-&gt; 3750 Euro".</p> <p>- CZE: eleven items in Czech crown: "2801-less than 4999 CZK", "2802-500-6999 CZK", "2803-7000-8999 CZK", "2804-9000-11999 CZK", "2805-12000-14999 CZK", "2806-15000-16999 CZK", "2807-17000-19999 CZK", "2808-20000-24999 CZK", "2809-25000-29999 CZK", "2810-30000-39999 CZK", "2811-more than 40000 CZK".</p>
Universe	If R is partnered
Literal question	Please look at this card and give me the approximate range of the amount your partner/spouse received each time from that [payment type].

## # b939\_2: Range amount received partner payment type income 2

Value	Label	Cases	Percentage
1	499 Eur or less	0	
2	500 to 999 Eur	0	
3	1,000 to 1,499 Eur	0	
4	1,500 to 1,999 Eur	0	
5	2,000 to 2,499 Eur	0	
6	2,500 to 2,999 Eur	0	
7	3,000 to 4,999 Eur	0	
8	5,000 Eur or more	0	
1101	up to 200 leva (102 Eur)	0	
1102	201-300 leva (103-153 Eur)	0	
1103	301-400 leva (154-204 Eur)	0	
1104	401-600 leva (205-306 Eur)	0	
1105	601-800 leva (307-409 Eur)	0	
1106	801-1000 leva (410-511 Eur)	0	
1107	1001 and more leva (512 and more Eur)	0	
1301	50 GEL (22 euro) and less	0	
1302	50-100 GEL (22-44 euro)	0	
1303	100-150 GEL (44-66 euro)	0	
1304	150-200 GEL (66-88 euro)	0	
1305	200-300 GEL (88-132 euro)	0	
1306	300-400 GEL (132-175 euro)	0	
1307	400-500 GEL (175-219 euro)	0	
1308	500-1000 GEL (219-438 euro)	0	
1309	1000 GEL (438 euro) and more	0	
1801	< 550 Euro	0	
1802	550-750 Euro	0	
1803	750-950 Euro	0	
1804	950-1150 Euro	0	
1805	1150-1350 Euro	0	
1806	1350-1550 Euro	0	
1807	1550-1750 Euro	0	
1808	1750-1950 Euro	0	
1809	1950-2150 Euro	0	
1810	2150-2350 Euro	0	
1811	2350-2550 Euro	0	
1812	2550-2750 Euro	0	
1813	2750-2950 Euro	0	
1814	2950-3150 Euro	0	
1815	3150-3350 Euro	0	
1816	3350-3750 Euro	0	
1817	> 3750 Euro	0	
2501	200 LTL or less	0	
2502	201-400 LTL	0	
2503	401-600 LTL	0	
2504	601-800 LTL	0	



### # b939\_2: Range amount received partner payment type income 2

Value	Label	Cases	Percentage
2505	801-1000 LTL	0	
2506	1001-1200 LTL	0	
2507	1201-1400 LTL	0	
2508	1401-1600 LTL	0	
2509	1601-1800 LTL	0	
2510	1801-2000 LTL	0	
2511	2001-2500 LTL	0	
2512	2501-3000 LTL	0	
2513	3001-3500 LTL	0	
2514	3501-4000 LTL	0	
2515	4001-4500 LTL	0	
2516	4501-5000 LTL	0	
2517	5001-7000 LTL	0	
2518	7001-10 000 LTL	0	
2519	10 000 LTL and more	0	
2801	less than 4999 CZK	1	<div><div></div></div> 4.2%
2802	500-6999 CZK	1	<div><div></div></div> 4.2%
2803	7000-8999 CZK	3	<div><div></div></div> 12.5%
2804	9000-11999 CZK	0	
2805	12000-14999 CZK	3	<div><div></div></div> 12.5%
2806	15000-16999 CZK	2	<div><div></div></div> 8.3%
2807	17000-19999 CZK	1	<div><div></div></div> 4.2%
2808	20000-24999 CZK	0	
2809	25000-29999 CZK	1	<div><div></div></div> 4.2%
2810	30000-39999 CZK	1	<div><div></div></div> 4.2%
2811	more than 40000 CZK	11	<div><div></div></div> 45.8%
97	does not know	6	
98	refusal	0	
99	no response/not applicable	0	

Warning: these figures indicate the number of cases found in the data file. They cannot be interpreted as summary statistics of the population of interest.

### # b939\_3: Range amount received partner payment type income 3

Information	[Type= continuous] [Format=numeric] [Range= 1-2811] [Missing=*/97/98/99]
Statistics [NW/ W]	[Valid=152 /-] [Invalid=2997 /-]
Definition	<p>Q 1039</p> <p>Only country-specific values:</p> <p>- BGR: seven items in leva "1101-up to 200 leva (102 Eur)", "1102-201-300 leva (103-153 Eur)", "1103-301-400 leva (154-204 Eur)", "1104-401-600 leva (205-306 Eur)", "1105-601-800 leva (307-409 Eur)", "1106-801-1000 leva (410-511 Eur)", "1107-1001 and more leva (512 and more Eur)".</p> <p>- GEO: nine items in GEL "1301-50 GEL (22 euro) and less", "1302-50-100 GEL (22-44 euro)", "1303-100-150 GEL (44-66 euro)", "1304-150-200 GEL (66-88 euro)", "1305-200-300 GEL (88-132 euro)", "1306-300-400 GEL (132-175 euro)", "1307-400-500 GEL (175-219 euro)", "1308-500-1000 GEL (219-438 euro)", "1309-1000 GEL (438 euro) and more".</p> <p>- NLD: seventeen items "1801-&lt; 550 Euro", "1802-550-750 Euro", "1803-750-950 Euro", "1804-950-1150 Euro", "1805-1150-1350 Euro", "1806-1350-1550 Euro", "1807-1550-1750 Euro", "1808-1750-1950 Euro", "1809-1950-2150 Euro", "1810-2150-2350 Euro", "1811-2350-2550 Euro", "1812-2550-2750 Euro", "1813-2750-2950 Euro", "1814-2950-3150 Euro", "1815-3150-3350 Euro", "1816-3350-3750 Euro", "1817-&gt; 3750 Euro".</p> <p>- CZE: eleven items in Czech crown: "2801-less than 4999 CZK", "2802-500-6999 CZK", "2803-7000-8999 CZK", "2804-9000-11999 CZK", "2805-12000-14999 CZK", "2806-15000-16999 CZK", "2807-17000-19999 CZK", "2808-20000-24999 CZK", "2809-25000-29999 CZK", "2810-30000-39999 CZK", "2811-more than 40000 CZK".</p>

# b939_3: Range amount received partner payment type income 3			
Universe		If R is partnered	
Literal question		Please look at this card and give me the approximate range of the amount your partner/spouse received each time from that [payment type].	
Value	Label	Cases	Percentage
1	499 Eur or less	0	
2	500 to 999 Eur	0	
3	1,000 to 1,499 Eur	0	
4	1,500 to 1,999 Eur	0	
5	2,000 to 2,499 Eur	0	
6	2,500 to 2,999 Eur	0	
7	3,000 to 4,999 Eur	0	
8	5,000 Eur or more	0	
1101	up to 200 leva (102 Eur)	0	
1102	201-300 leva (103-153 Eur)	0	
1103	301-400 leva (154-204 Eur)	0	
1104	401-600 leva (205-306 Eur)	0	
1105	601-800 leva (307-409 Eur)	0	
1106	801-1000 leva (410-511 Eur)	0	
1107	1001 and more leva (512 and more Eur)	0	
1301	50 GEL (22 euro) and less	0	
1302	50-100 GEL (22-44 euro)	0	
1303	100-150 GEL (44-66 euro)	0	
1304	150-200 GEL (66-88 euro)	0	
1305	200-300 GEL (88-132 euro)	0	
1306	300-400 GEL (132-175 euro)	0	
1307	400-500 GEL (175-219 euro)	0	
1308	500-1000 GEL (219-438 euro)	0	
1309	1000 GEL (438 euro) and more	0	
1801	< 550 Euro	0	
1802	550-750 Euro	0	
1803	750-950 Euro	0	
1804	950-1150 Euro	0	
1805	1150-1350 Euro	0	
1806	1350-1550 Euro	0	
1807	1550-1750 Euro	0	
1808	1750-1950 Euro	0	
1809	1950-2150 Euro	0	
1810	2150-2350 Euro	0	
1811	2350-2550 Euro	0	
1812	2550-2750 Euro	0	
1813	2750-2950 Euro	0	
1814	2950-3150 Euro	0	
1815	3150-3350 Euro	0	
1816	3350-3750 Euro	0	
1817	> 3750 Euro	0	
2801	less than 4999 CZK	0	

### # b939\_3: Range amount received partner payment type income 3

Value	Label	Cases	Percentage
2802	500-6999 CZK	2	1.3%
2803	7000-8999 CZK	8	5.3%
2804	9000-11999 CZK	19	12.5%
2805	12000-14999 CZK	21	13.8%
2806	15000-16999 CZK	7	4.6%
2807	17000-19999 CZK	10	6.6%
2808	20000-24999 CZK	6	3.9%
2809	25000-29999 CZK	1	0.7%
2810	30000-39999 CZK	18	11.8%
2811	more than 40000 CZK	60	39.5%
97	does not know	0	
98	refusal	0	
99	no response/not applicable	0	

Warning: these figures indicate the number of cases found in the data file. They cannot be interpreted as summary statistics of the population of interest.

### # b939\_4: Range amount received partner payment type income 4

<b>Information</b>	[Type= continuous] [Format=numeric] [Range= 1-2811] [Missing=*/97/98/99]
<b>Statistics [NW/ W]</b>	[Valid=2 /-] [Invalid=3147 /-]
<b>Definition</b>	<p>Q 1039</p> <p>Only country-specific values:</p> <p>- BGR: seven items in leva "1101-up to 200 leva (102 Eur)", "1102-201-300 leva (103-153 Eur)", "1103-301-400 leva (154-204 Eur)", "1104-401-600 leva (205-306 Eur)", "1105-601-800 leva (307-409 Eur)", "1106-801-1000 leva (410-511 Eur)", "1107-1001 and more leva (512 and more Eur)".</p> <p>- GEO: nine items in GEL "1301-50 GEL (22 euro) and less", "1302-50-100 GEL (22-44 euro)", "1303-100-150 GEL (44-66 euro)", "1304-150-200 GEL (66-88 euro)", "1305-200-300 GEL (88-132 euro)", "1306-300-400 GEL (132-175 euro)", "1307-400-500 GEL (175-219 euro)", "1308-500-1000 GEL (219-438 euro)", "1309-1000 GEL (438 euro) and more".</p> <p>- NLD: seventeen items "1801-&lt; 550 Euro", "1802-550-750 Euro", "1803-750-950 Euro", "1804-950-1150 Euro", "1805-1150-1350 Euro", "1806-1350-1550 Euro", "1807-1550-1750 Euro", "1808-1750-1950 Euro", "1809-1950-2150 Euro", "1810-2150-2350 Euro", "1811-2350-2550 Euro", "1812-2550-2750 Euro", "1813-2750-2950 Euro", "1814-2950-3150 Euro", "1815-3150-3350 Euro", "1816-3350-3750 Euro", "1817-&gt; 3750 Euro".</p> <p>- CZE: eleven items in Czech crown: "2801-less than 4999 CZK", "2802-500-6999 CZK", "2803-7000-8999 CZK", "2804-9000-11999 CZK", "2805-12000-14999 CZK", "2806-15000-16999 CZK", "2807-17000-19999 CZK", "2808-20000-24999 CZK", "2809-25000-29999 CZK", "2810-30000-39999 CZK", "2811-more than 40000 CZK".</p>
<b>Universe</b>	If R is partnered
<b>Literal question</b>	Please look at this card and give me the approximate range of the amount your partner/spouse received each time from that [payment type].

Value	Label	Cases	Percentage
1	499 Eur or less	0	
2	500 to 999 Eur	0	
3	1,000 to 1,499 Eur	0	
4	1,500 to 1,999 Eur	0	
5	2,000 to 2,499 Eur	0	
6	2,500 to 2,999 Eur	0	
7	3,000 to 4,999 Eur	0	
8	5,000 Eur or more	0	
1101	up to 200 leva (102 Eur)	0	
1102	201-300 leva (103-153 Eur)	0	
1103	301-400 leva (154-204 Eur)	0	





#### # b939\_4: Range amount received partner payment type income 4

Value	Label	Cases	Percentage
1104	401-600 leva (205-306 Eur)	0	
1105	601-800 leva (307-409 Eur)	0	
1106	801-1000 leva (410-511 Eur)	0	
1107	1001 and more leva (512 and more Eur)	0	
1301	50 GEL (22 euro) and less	0	
1302	50-100 GEL (22-44 euro)	0	
1303	100-150 GEL (44-66 euro)	0	
1304	150-200 GEL (66-88 euro)	0	
1305	200-300 GEL (88-132 euro)	0	
1306	300-400 GEL (132-175 euro)	0	
1307	400-500 GEL (175-219 euro)	0	
1308	500-1000 GEL (219-438 euro)	0	
1309	1000 GEL (438 euro) and more	0	
1801	< 550 Euro	0	
1802	550-750 Euro	0	
1803	750-950 Euro	0	
1804	950-1150 Euro	0	
1805	1150-1350 Euro	0	
1806	1350-1550 Euro	0	
1807	1550-1750 Euro	0	
1808	1750-1950 Euro	0	
1809	1950-2150 Euro	0	
1810	2150-2350 Euro	0	
1811	2350-2550 Euro	0	
1812	2550-2750 Euro	0	
1813	2750-2950 Euro	0	
1814	2950-3150 Euro	0	
1815	3150-3350 Euro	0	
1816	3350-3750 Euro	0	
1817	> 3750 Euro	0	
2801	less than 4999 CZK	0	
2802	500-6999 CZK	0	
2803	7000-8999 CZK	0	
2804	9000-11999 CZK	0	
2805	12000-14999 CZK	0	
2806	15000-16999 CZK	0	
2807	17000-19999 CZK	0	
2808	20000-24999 CZK	0	
2809	25000-29999 CZK	0	
2810	30000-39999 CZK	0	
2811	more than 40000 CZK	2	100.0%
97	does not know	1	
98	refusal	0	
99	no response/not applicable	0	

Warning: these figures indicate the number of cases found in the data file. They cannot be interpreted as summary statistics of the population of interest.

# b939_5: Range amount received partner payment type income 5			
Information	[Type= continuous] [Format=numeric] [Range= 1-2811] [Missing=*/97/98/99]		
Statistics [NW/ W]	[Valid=18 /-] [Invalid=3131 /-]		
Definition	<p>Q 1039</p> <p>Only country-specific values:</p> <p>- BGR: seven items in leva "1101-up to 200 leva (102 Eur)", "1102-201-300 leva (103-153 Eur)", "1103-301-400 leva (154-204 Eur)", "1104-401-600 leva (205-306 Eur)", "1105-601-800 leva (307-409 Eur)", "1106-801-1000 leva (410-511 Eur)", "1107-1001 and more leva (512 and more Eur)".</p> <p>- GEO: nine items in GEL "1301-50 GEL (22 euro) and less", "1302-50-100 GEL (22-44 euro)", "1303-100-150 GEL (44-66 euro)", "1304-150-200 GEL (66-88 euro)", "1305-200-300 GEL (88-132 euro)", "1306-300-400 GEL (132-175 euro)", "1307-400-500 GEL (175-219 euro)", "1308-500-1000 GEL (219-438 euro)", "1309-1000 GEL (438 euro) and more".</p> <p>- NLD: seventeen items "1801-&lt; 550 Euro", "1802-550-750 Euro", "1803-750-950 Euro", "1804-950-1150 Euro", "1805-1150-1350 Euro", "1806-1350-1550 Euro", "1807-1550-1750 Euro", "1808-1750-1950 Euro", "1809-1950-2150 Euro", "1810-2150-2350 Euro", "1811-2350-2550 Euro", "1812-2550-2750 Euro", "1813-2750-2950 Euro", "1814-2950-3150 Euro", "1815-3150-3350 Euro", "1816-3350-3750 Euro", "1817-&gt; 3750 Euro".</p> <p>- CZE: eleven items in Czech crown: "2801-less than 4999 CZK", "2802-500-6999 CZK", "2803-7000-8999 CZK", "2804-9000-11999 CZK", "2805-12000-14999 CZK", "2806-15000-16999 CZK", "2807-17000-19999 CZK", "2808-20000-24999 CZK", "2809-25000-29999 CZK", "2810-30000-39999 CZK", "2811-more than 40000 CZK".</p>		
Universe	If R is partnered		
Literal question	Please look at this card and give me the approximate range of the amount your partner/spouse received each time from that [payment type].		
Value	Label	Cases	Percentage
1	499 Eur or less	0	
2	500 to 999 Eur	0	
3	1,000 to 1,499 Eur	0	
4	1,500 to 1,999 Eur	0	
5	2,000 to 2,499 Eur	0	
6	2,500 to 2,999 Eur	0	
7	3,000 to 4,999 Eur	0	
8	5,000 Eur or more	0	
1101	up to 200 leva (102 Eur)	0	
1102	201-300 leva (103-153 Eur)	0	
1103	301-400 leva (154-204 Eur)	0	
1104	401-600 leva (205-306 Eur)	0	
1105	601-800 leva (307-409 Eur)	0	
1106	801-1000 leva (410-511 Eur)	0	
1107	1001 and more leva (512 and more Eur)	0	
1301	50 GEL (22 euro) and less	0	
1302	50-100 GEL (22-44 euro)	0	
1303	100-150 GEL (44-66 euro)	0	
1304	150-200 GEL (66-88 euro)	0	
1305	200-300 GEL (88-132 euro)	0	
1306	300-400 GEL (132-175 euro)	0	
1307	400-500 GEL (175-219 euro)	0	
1308	500-1000 GEL (219-438 euro)	0	
1309	1000 GEL (438 euro) and more	0	
1801	< 550 Euro	0	
1802	550-750 Euro	0	
1803	750-950 Euro	0	
1804	950-1150 Euro	0	

### # b939\_5: Range amount received partner payment type income 5

Value	Label	Cases	Percentage
1805	1150-1350 Euro	0	
1806	1350-1550 Euro	0	
1807	1550-1750 Euro	0	
1808	1750-1950 Euro	0	
1809	1950-2150 Euro	0	
1810	2150-2350 Euro	0	
1811	2350-2550 Euro	0	
1812	2550-2750 Euro	0	
1813	2750-2950 Euro	0	
1814	2950-3150 Euro	0	
1815	3150-3350 Euro	0	
1816	3350-3750 Euro	0	
1817	> 3750 Euro	0	
2801	less than 4999 CZK	0	
2802	500-6999 CZK	0	
2803	7000-8999 CZK	0	
2804	9000-11999 CZK	0	
2805	12000-14999 CZK	0	
2806	15000-16999 CZK	2	 11.1%
2807	17000-19999 CZK	0	
2808	20000-24999 CZK	6	 33.3%
2809	25000-29999 CZK	3	 16.7%
2810	30000-39999 CZK	0	
2811	more than 40000 CZK	7	 38.9%
97	does not know	6	
98	refusal	0	
99	no response/not applicable	0	

Warning: these figures indicate the number of cases found in the data file. They cannot be interpreted as summary statistics of the population of interest.

### # b939\_6: Range amount received partner payment type income 6

Information	[Type= continuous] [Format=numeric] [Range= 1-2811] [Missing=*/97/98/99]
Statistics [NW/ W]	[Valid=7 /-] [Invalid=3142 /-]
Definition	<p>Q 1039</p> <p>Only country-specific values:</p> <p>- BGR: seven items in leva "1101-up to 200 leva (102 Eur)", "1102-201-300 leva (103-153 Eur)", "1103-301-400 leva (154-204 Eur)", "1104-401-600 leva (205-306 Eur)", "1105-601-800 leva (307-409 Eur)", "1106-801-1000 leva (410-511 Eur)", "1107-1001 and more leva (512 and more Eur)".</p> <p>- GEO: nine items in GEL "1301-50 GEL (22 euro) and less", "1302-50-100 GEL (22-44 euro)", "1303-100-150 GEL (44-66 euro)", "1304-150-200 GEL (66-88 euro)", "1305-200-300 GEL (88-132 euro)", "1306-300-400 GEL (132-175 euro)", "1307-400-500 GEL (175-219 euro)", "1308-500-1000 GEL (219-438 euro)", "1309-1000 GEL (438 euro) and more".</p> <p>- NLD: seventeen items "1801-&lt; 550 Euro", "1802-550-750 Euro", "1803-750-950 Euro", "1804-950-1150 Euro", "1805-1150-1350 Euro", "1806-1350-1550 Euro", "1807-1550-1750 Euro", "1808-1750-1950 Euro", "1809-1950-2150 Euro", "1810-2150-2350 Euro", "1811-2350-2550 Euro", "1812-2550-2750 Euro", "1813-2750-2950 Euro", "1814-2950-3150 Euro", "1815-3150-3350 Euro", "1816-3350-3750 Euro", "1817-&gt; 3750 Euro".</p> <p>- CZE: eleven items in Czech crown: "2801-less than 4999 CZK", "2802-500-6999 CZK", "2803-7000-8999 CZK", "2804-9000-11999 CZK", "2805-12000-14999 CZK", "2806-15000-16999 CZK", "2807-17000-19999 CZK", "2808-20000-24999 CZK", "2809-25000-29999 CZK", "2810-30000-39999 CZK", "2811-more than 40000 CZK".</p>
Universe	If R is partnered

# **# b939\_6: Range amount received partner payment type income 6**

**Literal question** Please look at this card and give me the approximate range of the amount your partner/spouse received each time from that [payment type].

Value	Label	Cases	Percentage
1	499 Eur or less	0	
2	500 to 999 Eur	0	
3	1,000 to 1,499 Eur	0	
4	1,500 to 1,999 Eur	0	
5	2,000 to 2,499 Eur	0	
6	2,500 to 2,999 Eur	0	
7	3,000 to 4,999 Eur	0	
8	5,000 Eur or more	0	
1101	up to 200 leva (102 Eur)	0	
1102	201-300 leva (103-153 Eur)	0	
1103	301-400 leva (154-204 Eur)	0	
1104	401-600 leva (205-306 Eur)	0	
1105	601-800 leva (307-409 Eur)	0	
1106	801-1000 leva (410-511 Eur)	0	
1107	1001 and more leva (512 and more Eur)	0	
1301	50 GEL (22 euro) and less	0	
1302	50-100 GEL (22-44 euro)	0	
1303	100-150 GEL (44-66 euro)	0	
1304	150-200 GEL (66-88 euro)	0	
1305	200-300 GEL (88-132 euro)	0	
1306	300-400 GEL (132-175 euro)	0	
1307	400-500 GEL (175-219 euro)	0	
1308	500-1000 GEL (219-438 euro)	0	
1309	1000 GEL (438 euro) and more	0	
1801	< 550 Euro	0	
1802	550-750 Euro	0	
1803	750-950 Euro	0	
1804	950-1150 Euro	0	
1805	1150-1350 Euro	0	
1806	1350-1550 Euro	0	
1807	1550-1750 Euro	0	
1808	1750-1950 Euro	0	
1809	1950-2150 Euro	0	
1810	2150-2350 Euro	0	
1811	2350-2550 Euro	0	
1812	2550-2750 Euro	0	
1813	2750-2950 Euro	0	
1814	2950-3150 Euro	0	
1815	3150-3350 Euro	0	
1816	3350-3750 Euro	0	
1817	> 3750 Euro	0	
2801	less than 4999 CZK	1	14.3%
2802	500-6999 CZK	1	14.3%

# b939_6: Range amount received partner payment type income 6			
Value	Label	Cases	Percentage
2803	7000-8999 CZK	0	
2804	9000-11999 CZK	0	
2805	12000-14999 CZK	1	14.3%
2806	15000-16999 CZK	2	28.6%
2807	17000-19999 CZK	1	14.3%
2808	20000-24999 CZK	0	
2809	25000-29999 CZK	0	
2810	30000-39999 CZK	0	
2811	more than 40000 CZK	1	14.3%
97	does not know	2	
98	refusal	0	
99	no response/not applicable	0	
Warning: these figures indicate the number of cases found in the data file. They cannot be interpreted as summary statistics of the population of interest.			
# b939_7: Range amount received partner payment type income 7			
Information	[Type= continuous] [Format=numeric] [Range= 1-2811] [Missing=*/97/98/99]		
Statistics [NW/ W]	[Valid=9 /-] [Invalid=3140 /-]		
Definition	<p>Q 1039</p> <p>Only country-specific values:</p> <p>- BGR: seven items in leva "1101-up to 200 leva (102 Eur)", "1102-201-300 leva (103-153 Eur)", "1103-301-400 leva (154-204 Eur)", "1104-401-600 leva (205-306 Eur)", "1105-601-800 leva (307-409 Eur)", "1106-801-1000 leva (410-511 Eur)", "1107-1001 and more leva (512 and more Eur)".</p> <p>- GEO: nine items in GEL "1301-50 GEL (22 euro) and less", "1302-50-100 GEL (22-44 euro)", "1303-100-150 GEL (44-66 euro)", "1304-150-200 GEL (66-88 euro)", "1305-200-300 GEL (88-132 euro)", "1306-300-400 GEL (132-175 euro)", "1307-400-500 GEL (175-219 euro)", "1308-500-1000 GEL (219-438 euro)", "1309-1000 GEL (438 euro) and more".</p> <p>- NLD: seventeen items "1801-&lt; 550 Euro", "1802-550-750 Euro", "1803-750-950 Euro", "1804-950-1150 Euro", "1805-1150-1350 Euro", "1806-1350-1550 Euro", "1807-1550-1750 Euro", "1808-1750-1950 Euro", "1809-1950-2150 Euro", "1810-2150-2350 Euro", "1811-2350-2550 Euro", "1812-2550-2750 Euro", "1813-2750-2950 Euro", "1814-2950-3150 Euro", "1815-3150-3350 Euro", "1816-3350-3750 Euro", "1817-&gt; 3750 Euro".</p> <p>- CZE: eleven items in Czech crown: "2801-less than 4999 CZK", "2802-500-6999 CZK", "2803-7000-8999 CZK", "2804-9000-11999 CZK", "2805-12000-14999 CZK", "2806-15000-16999 CZK", "2807-17000-19999 CZK", "2808-20000-24999 CZK", "2809-25000-29999 CZK", "2810-30000-39999 CZK", "2811-more than 40000 CZK".</p>		
Universe	If R is partnered		
Literal question	Please look at this card and give me the approximate range of the amount your partner/spouse received each time from that [payment type].		
Value	Label	Cases	Percentage
1	499 Eur or less	0	
2	500 to 999 Eur	0	
3	1,000 to 1,499 Eur	0	
4	1,500 to 1,999 Eur	0	
5	2,000 to 2,499 Eur	0	
6	2,500 to 2,999 Eur	0	
7	3,000 to 4,999 Eur	0	
8	5,000 Eur or more	0	
1101	up to 200 leva (102 Eur)	0	
1102	201-300 leva (103-153 Eur)	0	
1103	301-400 leva (154-204 Eur)	0	
1104	401-600 leva (205-306 Eur)	0	



# **# b939\_7: Range amount received partner payment type income 7**

Value	Label	Cases	Percentage
1105	601-800 leva (307-409 Eur)	0	
1106	801-1000 leva (410-511 Eur)	0	
1107	1001 and more leva (512 and more Eur)	0	
1301	50 GEL (22 euro) and less	0	
1302	50-100 GEL (22-44 euro)	0	
1303	100-150 GEL (44-66 euro)	0	
1304	150-200 GEL (66-88 euro)	0	
1305	200-300 GEL (88-132 euro)	0	
1306	300-400 GEL (132-175 euro)	0	
1307	400-500 GEL (175-219 euro)	0	
1308	500-1000 GEL (219-438 euro)	0	
1309	1000 GEL (438 euro) and more	0	
1801	< 550 Euro	0	
1802	550-750 Euro	0	
1803	750-950 Euro	0	
1804	950-1150 Euro	0	
1805	1150-1350 Euro	0	
1806	1350-1550 Euro	0	
1807	1550-1750 Euro	0	
1808	1750-1950 Euro	0	
1809	1950-2150 Euro	0	
1810	2150-2350 Euro	0	
1811	2350-2550 Euro	0	
1812	2550-2750 Euro	0	
1813	2750-2950 Euro	0	
1814	2950-3150 Euro	0	
1815	3150-3350 Euro	0	
1816	3350-3750 Euro	0	
1817	> 3750 Euro	0	
2801	less than 4999 CZK	1	11.1%
2802	500-6999 CZK	0	
2803	7000-8999 CZK	0	
2804	9000-11999 CZK	0	
2805	12000-14999 CZK	4	44.4%
2806	15000-16999 CZK	0	
2807	17000-19999 CZK	0	
2808	20000-24999 CZK	1	11.1%
2809	25000-29999 CZK	0	
2810	30000-39999 CZK	0	
2811	more than 40000 CZK	3	33.3%
97	does not know	4	
98	refusal	0	
99	no response/not applicable	0	

*Warning: these figures indicate the number of cases found in the data file. They cannot be interpreted as summary statistics of the population of interest.*

# b939_8: Range amount received partner payment type income 8			
Information	[Type= continuous] [Format=numeric] [Range= 1-2811] [Missing=*/97/98/99]		
Statistics [NW/ W]	[Valid=11 /-] [Invalid=3138 /-]		
Definition	<p>Q 1039</p> <p>Only country-specific values:</p> <p>- BGR: seven items in leva "1101-up to 200 leva (102 Eur)", "1102-201-300 leva (103-153 Eur)", "1103-301-400 leva (154-204 Eur)", "1104-401-600 leva (205-306 Eur)", "1105-601-800 leva (307-409 Eur)", "1106-801-1000 leva (410-511 Eur)", "1107-1001 and more leva (512 and more Eur)".</p> <p>- GEO: nine items in GEL "1301-50 GEL (22 euro) and less", "1302-50-100 GEL (22-44 euro)", "1303-100-150 GEL (44-66 euro)", "1304-150-200 GEL (66-88 euro)", "1305-200-300 GEL (88-132 euro)", "1306-300-400 GEL (132-175 euro)", "1307-400-500 GEL (175-219 euro)", "1308-500-1000 GEL (219-438 euro)", "1309-1000 GEL (438 euro) and more".</p> <p>- NLD: seventeen items "1801-&lt; 550 Euro", "1802-550-750 Euro", "1803-750-950 Euro", "1804-950-1150 Euro", "1805-1150-1350 Euro", "1806-1350-1550 Euro", "1807-1550-1750 Euro", "1808-1750-1950 Euro", "1809-1950-2150 Euro", "1810-2150-2350 Euro", "1811-2350-2550 Euro", "1812-2550-2750 Euro", "1813-2750-2950 Euro", "1814-2950-3150 Euro", "1815-3150-3350 Euro", "1816-3350-3750 Euro", "1817-&gt; 3750 Euro".</p> <p>- CZE: eleven items in Czech crown: "2801-less than 4999 CZK", "2802-500-6999 CZK", "2803-7000-8999 CZK", "2804-9000-11999 CZK", "2805-12000-14999 CZK", "2806-15000-16999 CZK", "2807-17000-19999 CZK", "2808-20000-24999 CZK", "2809-25000-29999 CZK", "2810-30000-39999 CZK", "2811-more than 40000 CZK".</p>		
Universe	If R is partnered		
Literal question	Please look at this card and give me the approximate range of the amount your partner/spouse received each time from that [payment type].		
Value	Label	Cases	Percentage
1	499 Eur or less	0	
2	500 to 999 Eur	0	
3	1,000 to 1,499 Eur	0	
4	1,500 to 1,999 Eur	0	
5	2,000 to 2,499 Eur	0	
6	2,500 to 2,999 Eur	0	
7	3,000 to 4,999 Eur	0	
8	5,000 Eur or more	0	
1101	up to 200 leva (102 Eur)	0	
1102	201-300 leva (103-153 Eur)	0	
1103	301-400 leva (154-204 Eur)	0	
1104	401-600 leva (205-306 Eur)	0	
1105	601-800 leva (307-409 Eur)	0	
1106	801-1000 leva (410-511 Eur)	0	
1107	1001 and more leva (512 and more Eur)	0	
1301	50 GEL (22 euro) and less	0	
1302	50-100 GEL (22-44 euro)	0	
1303	100-150 GEL (44-66 euro)	0	
1304	150-200 GEL (66-88 euro)	0	
1305	200-300 GEL (88-132 euro)	0	
1306	300-400 GEL (132-175 euro)	0	
1307	400-500 GEL (175-219 euro)	0	
1308	500-1000 GEL (219-438 euro)	0	
1309	1000 GEL (438 euro) and more	0	
1801	< 550 Euro	0	
1802	550-750 Euro	0	
1803	750-950 Euro	0	
1804	950-1150 Euro	0	

### # b939\_8: Range amount received partner payment type income 8

Value	Label	Cases	Percentage
1805	1150-1350 Euro	0	
1806	1350-1550 Euro	0	
1807	1550-1750 Euro	0	
1808	1750-1950 Euro	0	
1809	1950-2150 Euro	0	
1810	2150-2350 Euro	0	
1811	2350-2550 Euro	0	
1812	2550-2750 Euro	0	
1813	2750-2950 Euro	0	
1814	2950-3150 Euro	0	
1815	3150-3350 Euro	0	
1816	3350-3750 Euro	0	
1817	> 3750 Euro	0	
2801	less than 4999 CZK	0	
2802	500-6999 CZK	0	
2803	7000-8999 CZK	0	
2804	9000-11999 CZK	1	9.1%
2805	12000-14999 CZK	0	
2806	15000-16999 CZK	1	9.1%
2807	17000-19999 CZK	1	9.1%
2808	20000-24999 CZK	0	
2809	25000-29999 CZK	0	
2810	30000-39999 CZK	5	45.5%
2811	more than 40000 CZK	3	27.3%
97	does not know	0	
98	refusal	0	
99	no response/not applicable	0	

Warning: these figures indicate the number of cases found in the data file. They cannot be interpreted as summary statistics of the population of interest.

### # b939\_9: Range amount received partner payment type income 9

Information	[Type= continuous] [Format=numeric] [Range= 1-2811] [Missing=*/97/98/99]
Statistics [NW/ W]	[Valid=20 /-] [Invalid=3129 /-]
Definition	<p>Q 1039</p> <p>Only country-specific values:</p> <ul style="list-style-type: none"> <li>- BGR: seven items in leva "1101-up to 200 leva (102 Eur)", "1102-201-300 leva (103-153 Eur)", "1103-301-400 leva (154-204 Eur)", "1104-401-600 leva (205-306 Eur)", "1105-601-800 leva (307-409 Eur)", "1106-801-1000 leva (410-511 Eur)", "1107-1001 and more leva (512 and more Eur)".</li> <li>- GEO: nine items in GEL "1301-50 GEL (22 euro) and less", "1302-50-100 GEL (22-44 euro)", "1303-100-150 GEL (44-66 euro)", "1304-150-200 GEL (66-88 euro)", "1305-200-300 GEL (88-132 euro)", "1306-300-400 GEL (132-175 euro)", "1307-400-500 GEL (175-219 euro)", "1308-500-1000 GEL (219-438 euro)", "1309-1000 GEL (438 euro) and more".</li> <li>- NLD: seventeen items "1801-&lt; 550 Euro", "1802-550-750 Euro", "1803-750-950 Euro", "1804-950-1150 Euro", "1805-1150-1350 Euro", "1806-1350-1550 Euro", "1807-1550-1750 Euro", "1808-1750-1950 Euro", "1809-1950-2150 Euro", "1810-2150-2350 Euro", "1811-2350-2550 Euro", "1812-2550-2750 Euro", "1813-2750-2950 Euro", "1814-2950-3150 Euro", "1815-3150-3350 Euro", "1816-3350-3750 Euro", "1817-&gt; 3750 Euro".</li> <li>- CZE: eleven items in Czech crown: "2801-less than 4999 CZK", "2802-500-6999 CZK", "2803-7000-8999 CZK", "2804-9000-11999 CZK", "2805-12000-14999 CZK", "2806-15000-16999 CZK", "2807-17000-19999 CZK", "2808-20000-24999 CZK", "2809-25000-29999 CZK", "2810-30000-39999 CZK", "2811-more than 40000 CZK".</li> </ul>
Universe	If R is partnered

## # b939\_9: Range amount received partner payment type income 9

**Literal question** Please look at this card and give me the approximate range of the amount your partner/spouse received each time from that [payment type].

Value	Label	Cases	Percentage
1	499 Eur or less	0	
2	500 to 999 Eur	0	
3	1,000 to 1,499 Eur	0	
4	1,500 to 1,999 Eur	0	
5	2,000 to 2,499 Eur	0	
6	2,500 to 2,999 Eur	0	
7	3,000 to 4,999 Eur	0	
8	5,000 Eur or more	0	
1101	up to 200 leva (102 Eur)	0	
1102	201-300 leva (103-153 Eur)	0	
1103	301-400 leva (154-204 Eur)	0	
1104	401-600 leva (205-306 Eur)	0	
1105	601-800 leva (307-409 Eur)	0	
1106	801-1000 leva (410-511 Eur)	0	
1107	1001 and more leva (512 and more Eur)	0	
1301	50 GEL (22 euro) and less	0	
1302	50-100 GEL (22-44 euro)	0	
1303	100-150 GEL (44-66 euro)	0	
1304	150-200 GEL (66-88 euro)	0	
1305	200-300 GEL (88-132 euro)	0	
1306	300-400 GEL (132-175 euro)	0	
1307	400-500 GEL (175-219 euro)	0	
1308	500-1000 GEL (219-438 euro)	0	
1309	1000 GEL (438 euro) and more	0	
1801	< 550 Euro	0	
1802	550-750 Euro	0	
1803	750-950 Euro	0	
1804	950-1150 Euro	0	
1805	1150-1350 Euro	0	
1806	1350-1550 Euro	0	
1807	1550-1750 Euro	0	
1808	1750-1950 Euro	0	
1809	1950-2150 Euro	0	
1810	2150-2350 Euro	0	
1811	2350-2550 Euro	0	
1812	2550-2750 Euro	0	
1813	2750-2950 Euro	0	
1814	2950-3150 Euro	0	
1815	3150-3350 Euro	0	
1816	3350-3750 Euro	0	
1817	> 3750 Euro	0	
2801	less than 4999 CZK	3	<div></div> 15.0%
2802	500-6999 CZK	2	<div></div> 10.0%

# b939_9: Range amount received partner payment type income 9			
Value	Label	Cases	Percentage
2803	7000-8999 CZK	1	<div><div></div></div> 5.0%
2804	9000-11999 CZK	2	<div><div></div></div> 10.0%
2805	12000-14999 CZK	12	<div><div></div></div> 60.0%
2806	15000-16999 CZK	0	
2807	17000-19999 CZK	0	
2808	20000-24999 CZK	0	
2809	25000-29999 CZK	0	
2810	30000-39999 CZK	0	
2811	more than 40000 CZK	0	
97	does not know	0	
98	refusal	0	
99	no response/not applicable	0	
Warning: these figures indicate the number of cases found in the data file. They cannot be interpreted as summary statistics of the population of interest.			
# b939_2810: Number payments received partner last 12 mnths type income grant			
Information	[Type= continuous] [Format=numeric] [Range= 1-2811] [Missing=*]		
Statistics [NW/ W]	[Valid=5 /-] [Invalid=3144 /-]		
Definition	Country specific variable for CZE adapted from Q 1039  In CZE a specific question asks about partner's range amount received in the framework of a grant.  CZE: 11 country-specific items in Czech crown		
Universe	If R is partnered		
Literal question	Please look at this card and give me the approximate range of the amount your partner/spouse received each time from that [payment type].		
Value	Label	Cases	Percentage
2801	less than 4999 CZK	1	<div><div></div></div> 20.0%
2802	500-6999 CZK	0	
2803	7000-8999 CZK	0	
2804	9000-11999 CZK	0	
2805	12000-14999 CZK	1	<div><div></div></div> 20.0%
2806	15000-16999 CZK	1	<div><div></div></div> 20.0%
2807	17000-19999 CZK	0	
2808	20000-24999 CZK	0	
2809	25000-29999 CZK	0	
2810	30000-39999 CZK	0	
2811	more than 40000 CZK	2	<div><div></div></div> 40.0%
Warning: these figures indicate the number of cases found in the data file. They cannot be interpreted as summary statistics of the population of interest.			
# b940: Current activity Status Partner (W2)			
Information	[Type= discrete] [Format=numeric] [Range= 1-2601] [Missing=*/97/98/99]		
Statistics [NW/ W]	[Valid=2068 /-] [Invalid=1081 /-]		
Definition	Consolidated variable from Q 1001 (variable b901)  Country-specific additional values: - AUS: "2401-on maternity leave, parental leave or child-care leave". - DEU: "1401-maternity/parental leave", "1402-employed or self-employed". - FRA: "1501-in apprenticeship or paid training", "1502-employed or self-employed". - GEO: "1301-on maternity leave, parental leave or child-care leave".		

# b940: Current activity Status Partner (W2)			
		- POL: "2601-maternity leave".	
<b>Universe</b>		If R is partnered	
Value	Label	Cases	Percentage
1	student, in school, in vocational training	47	<div><div></div></div> 2.3%
2	employed	1089	<div><div></div></div> 52.7%
3	self-employed	158	<div><div></div></div> 7.6%
4	helping family member in a family business or farm	5	<div><div></div></div> 0.2%
5	unemployed	43	<div><div></div></div> 2.1%
6	retired	502	<div><div></div></div> 24.3%
7	in military or social service	0	
8	homemaker	14	<div><div></div></div> 0.7%
9	maternity leave	46	<div><div></div></div> 2.2%
10	parental leave, care leave	18	<div><div></div></div> 0.9%
11	ill or disabled for a long time or permanently	69	<div><div></div></div> 3.3%
12	other status	77	<div><div></div></div> 3.7%
1301	on maternity leave, parental leave or child-care leave	0	
1401	maternity/parental leave	0	
1402	employed or self-employed	0	
1501	in apprenticeship or paid training	0	
1502	employed or self-employed	0	
2401	employed or self-employed	0	
2601	maternity leave	0	
97	does not know	0	
98	refusal	0	
99	no response/not applicable	0	
Sysmiss		1081	
Warning: these figures indicate the number of cases found in the data file. They cannot be interpreted as summary statistics of the population of interest.			
# b941m: Month start current activity Partner (W2)			
<b>Information</b>		[Type= discrete] [Format=numeric] [Range= 1-2401] [Missing=*/97/98/99]	
<b>Statistics [NW/ W]</b>		[Valid=542 /-] [Invalid=2607 /-]	
<b>Definition</b>		Consolidated variable (variable obtained from Q 1003, 1007, 1009, 1011, 1014, variables b903m, b907m, b909m, b911m, b914m)  FRA, one additional item: "1501-winter".	
<b>Universe</b>		If R has a partner	
Value	Label	Cases	Percentage
1	January	56	<div><div></div></div> 10.3%
2	February	23	<div><div></div></div> 4.2%
3	March	45	<div><div></div></div> 8.3%
4	April	29	<div><div></div></div> 5.4%
5	May	42	<div><div></div></div> 7.7%
6	June	66	<div><div></div></div> 12.2%
7	July	36	<div><div></div></div> 6.6%
8	August	23	<div><div></div></div> 4.2%
9	September	62	<div><div></div></div> 11.4%
10	October	36	<div><div></div></div> 6.6%





# b941m: Month start current activity Partner (W2)			
Value	Label	Cases	Percentage
11	November	18	<div><div></div></div> 3.3%
12	December	48	<div><div></div></div> 8.9%
21	winter months at the beginning of the year (January, February)	14	<div><div></div></div> 2.6%
22	spring	14	<div><div></div></div> 2.6%
23	summer	17	<div><div></div></div> 3.1%
24	autumn	13	<div><div></div></div> 2.4%
25	winter at the end of the year (December)	0	
1501	winter	0	
97	does not know	0	
98	refusal	0	
99	no response/not applicable	2600	
Sysmiss		7	
Warning: these figures indicate the number of cases found in the data file. They cannot be interpreted as summary statistics of the population of interest.			
# b941y: Year start current activity Partner (W2)			
Information	[Type= discrete] [Format=numeric] [Range= 997-24002] [Missing=*/9997/9998/9999]		
Statistics [NW/ W]	[Valid=604 /-] [Invalid=2545 /-]		
Definition	Consolidated variable (variable obtained from Q 1003, 1007, 1009, 1011, 1014, variables b903y, b907y, b909y, b911y, b914y)  AUS, two additional values: "24001 - Less than 2 years ago", "24002 - 2 to less than 5 years ago".		
Universe	If R has a partner		
Literal question	In what month and year did your partner/spouse start [current activity]?		
Value	Label	Cases	Percentage
1940		1	<div><div></div></div> 0.2%
1955		1	<div><div></div></div> 0.2%
1957		1	<div><div></div></div> 0.2%
1965		1	<div><div></div></div> 0.2%
1974		1	<div><div></div></div> 0.2%
1978		1	<div><div></div></div> 0.2%
1981		1	<div><div></div></div> 0.2%
1983		2	<div><div></div></div> 0.3%
1984		1	<div><div></div></div> 0.2%
1985		3	<div><div></div></div> 0.5%
1986		3	<div><div></div></div> 0.5%
1987		5	<div><div></div></div> 0.8%
1988		11	<div><div></div></div> 1.8%
1989		11	<div><div></div></div> 1.8%
1990		22	<div><div></div></div> 3.6%
1991		23	<div><div></div></div> 3.8%
1992		12	<div><div></div></div> 2.0%
1993		14	<div><div></div></div> 2.3%
1994		14	<div><div></div></div> 2.3%
1995		17	<div><div></div></div> 2.8%
1996		23	<div><div></div></div> 3.8%
1997		22	<div><div></div></div> 3.6%

# b941y: Year start current activity Partner (W2)			
Value	Label	Cases	Percentage
1998		18	<div><div></div></div> 3.0%
1999		13	<div><div></div></div> 2.2%
2000		38	<div><div></div></div> 6.3%
2001		25	<div><div></div></div> 4.1%
2002		30	<div><div></div></div> 5.0%
2003		30	<div><div></div></div> 5.0%
2004		31	<div><div></div></div> 5.1%
2005		58	<div><div></div></div> 9.6%
2006		57	<div><div></div></div> 9.4%
2007		72	<div><div></div></div> 11.9%
2008		42	<div><div></div></div> 7.0%
24001	Less than 2 years ago	0	
24002	2 to less than 5 years ago	0	
9997	does not know	0	
9998	refusal	0	
9999	no response/not applicable	2538	
Sysmiss		7	
Warning: these figures indicate the number of cases found in the data file. They cannot be interpreted as summary statistics of the population of interest.			
# b941AgeP: Partner's age at start of current activity status (consolidated) (W2)			
Information	[Type= discrete] [Format=numeric] [Range= 0-24002] [Missing=*/997/998/999]		
Statistics [NW/ W]	[Valid=602 /-] [Invalid=2547 /-]		
Definition	Derived variable from consolidated variables b941m and b941y (variables obtained from Q 1003, 1007, 1009, 1011, 1014, variables b903m, b903y, b907m, b907y, b909m, b909y, b911m, b911y, b914m, b914y)		
Universe	If R has a partner		
Literal question	In what month and year did your partner/spouse start [current activity]?		
Notes	Partner's time of birth was deducted from HH grid (co-resident partner) or Q 330 (non resident partner). If information on the month of birth / month at start of current activity status was missing, a 6 (june) was used in the calculation. Values 21-25 for month values are converted in the followig way: "Beginning of the Year" = "January-February"; "Spring" = "May"; "Summer" = "August"; "Autumn" = "October"; "End of Year" = "December".		
Value	Label	Cases	Percentage
0		1	<div><div></div></div> 0.2%
10		1	<div><div></div></div> 0.2%
13		2	<div><div></div></div> 0.3%
15		3	<div><div></div></div> 0.5%
16		3	<div><div></div></div> 0.5%
17		2	<div><div></div></div> 0.3%
19		19	<div><div></div></div> 3.2%
20		12	<div><div></div></div> 2.0%
21		6	<div><div></div></div> 1.0%
22		9	<div><div></div></div> 1.5%
23		3	<div><div></div></div> 0.5%
24		4	<div><div></div></div> 0.7%
25		7	<div><div></div></div> 1.2%
26		3	<div><div></div></div> 0.5%
27		5	<div><div></div></div> 0.8%



## # b941AgeP: Partner's age at start of current activity status (consolidated) (W2)

Value	Label	Cases	Percentage
28		5	0.8%
29		8	1.3%
30		4	0.7%
31		7	1.2%
32		2	0.3%
34		3	0.5%
35		6	1.0%
36		5	0.8%
37		6	1.0%
39		4	0.7%
40		1	0.2%
41		1	0.2%
43		1	0.2%
44		1	0.2%
45		5	0.8%
47		2	0.3%
48		3	0.5%
49		4	0.7%
50		6	1.0%
51		7	1.2%
52		8	1.3%
53		17	2.8%
54		28	4.7%
55		48	8.0%
56		35	5.8%
57		42	7.0%
58		48	8.0%
59		51	8.5%
60		73	12.1%
61		42	7.0%
62		24	4.0%
63		6	1.0%
64		1	0.2%
65		8	1.3%
66		3	0.5%
67		1	0.2%
68		1	0.2%
69		1	0.2%
70		2	0.3%
71		1	0.2%
77		1	0.2%
997	does not know	0	
998	refusal	0	
999	no response/not applicable	2538	
Sysmiss		9	

<b># b941AgeP: Partner's age at start of current activity status (consolidated) (W2)</b>			
<i>Warning: these figures indicate the number of cases found in the data file. They cannot be interpreted as summary statistics of the population of interest.</i>			
<b># b943: Any job or business before current activity Partner (not asked when currently wo (W2)</b>			
<b>Information</b>	[Type= discrete] [Format=numeric] [Range= 1-99] [Missing=*/7/8/9]		
<b>Statistics [NW/ W]</b>	[Valid=675 /-] [Invalid=2474 /-]		
<b>Definition</b>	Consolidated variable from Q 1008, Q 1010, Q 1012, Q 1013, Q 1015, Q 1016 (variables b908, b910, b912, b913, b915, b916).		
<b>Universe</b>	If R has a partner		
<b>Literal question</b>	Did your partner/spouse have a job or business directly before he/she started [current activity]?		
<b>Notes</b>	Generated using the following variables: - b908 (Q 1008) if b901=5; - b910 (Q 1010) if b901=1; - b912 (Q 1012) if b901=6; - b913 (Q 1013) if b901=11; - b915 (Q 1015) if b901=8; - b916 (Q 1016) if b901=7.		
<b>Value</b>	<b>Label</b>	<b>Cases</b>	<b>Percentage</b>
1	yes	540	 80.0%
2	no	135	 20.0%
7	does not know	0	
8	refusal	0	
9	no response/not applicable	2474	
<i>Warning: these figures indicate the number of cases found in the data file. They cannot be interpreted as summary statistics of the population of interest.</i>			
<b># b945: Any work during the last seven days Partner (not asked when currently working) (W2)</b>			
<b>Information</b>	[Type= discrete] [Format=numeric] [Range= 1-99] [Missing=*/7/8/9]		
<b>Statistics [NW/ W]</b>	[Valid=752 /-] [Invalid=2397 /-]		
<b>Definition</b>	Consolidated variable Q 1004 and Q 1020 (variables b904 and b920).		
<b>Universe</b>	If R has a partner		
<b>Literal question</b>	Did your partner/spouse do any paid work in the 7 days ending last Sunday, either as an employee or self-employed?		
<b>Notes</b>	Generated using the following variables: - b904 (Q 1004) if b901=9 or 10; - b920 (Q 1020) if b901= 1,5,6,7,8,11,12.		
<b>Value</b>	<b>Label</b>	<b>Cases</b>	<b>Percentage</b>
1	yes	52	 6.9%
2	no	700	 93.1%
7	does not know	0	
8	refusal	0	
9	no response/not applicable	2397	
<i>Warning: these figures indicate the number of cases found in the data file. They cannot be interpreted as summary statistics of the population of interest.</i>			
<b># b1001_a: Possession hh appliance: Color TV</b>			
<b>Information</b>	[Type= discrete] [Format=numeric] [Range= 1-1801] [Missing=*/7/8/9]		
<b>Statistics [NW/ W]</b>	[Valid=3111 /-] [Invalid=38 /-]		
<b>Definition</b>	Q 1101.a		
<b>Pre-question</b>	In the following I would like to talk with you about the financial situation of your household – about the things your household possesses and can afford as well as the income and transfers your household receives. Please look at this list. For each item, please indicate whether or not your household possesses it. It does not matter whether the item is owned, rented, or otherwise provided for your use. If you do not have an item, please indicate whether you would like to have it but cannot afford it, or do not have it for other reasons, e.g. you don't want or need it. Card 1101.		

# b1001_a: Possession hh appliance: Color TV			
Literal question		Colour TV	
Value	Label	Cases	Percentage
1	yes	3057	<div><div></div></div> 98.3%
2	would like but cannot afford	43	<div><div></div></div> 1.4%
3	do not have for other reasons	11	<div><div></div></div> 0.4%
7	does not know	0	
8	refusal	0	
9	no response/not applicable	38	
Warning: these figures indicate the number of cases found in the data file. They cannot be interpreted as summary statistics of the population of interest.			
# b1001_b: Possession hh appliance: Video recorder/DVD player			
Information		[Type= discrete] [Format=numeric] [Range= 1-1801] [Missing=*/7/8/9]	
Statistics [NW/ W]		[Valid=2644 /-] [Invalid=505 /-]	
Definition		Q 1101.b	
Pre-question		In the following I would like to talk with you about the financial situation of your household - about the things your household possesses and can afford as well as the income and transfers your household receives. Please look at this list. For each item, please indicate whether or not your household possesses it. It does not matter whether the item is owned, rented, or otherwise provided for your use. If you do not have an item, please indicate whether you would like to have it but cannot afford it, or do not have it for other reasons, e.g. you don't want or need it. Card 1101.	
Literal question		Video recorder or DVD player	
Value	Label	Cases	Percentage
1	yes	2437	<div><div></div></div> 92.2%
2	would like but cannot afford	79	<div><div></div></div> 3.0%
3	do not have for other reasons	128	<div><div></div></div> 4.8%
7	does not know	0	
8	refusal	0	
9	no response/not applicable	505	
Warning: these figures indicate the number of cases found in the data file. They cannot be interpreted as summary statistics of the population of interest.			
# b1001_c: Possession hh appliance: Washing machine			
Information		[Type= discrete] [Format=numeric] [Range= 1-1801] [Missing=*/7/8/9]	
Statistics [NW/ W]		[Valid=3035 /-] [Invalid=114 /-]	
Definition		Q 1101.c	
Pre-question		In the following I would like to talk with you about the financial situation of your household - about the things your household possesses and can afford as well as the income and transfers your household receives. Please look at this list. For each item, please indicate whether or not your household possesses it. It does not matter whether the item is owned, rented, or otherwise provided for your use. If you do not have an item, please indicate whether you would like to have it but cannot afford it, or do not have it for other reasons, e.g. you don't want or need it. Card 1101.	
Literal question		Washing machine	
Value	Label	Cases	Percentage
1	yes	2901	<div><div></div></div> 95.6%
2	would like but cannot afford	80	<div><div></div></div> 2.6%
3	do not have for other reasons	54	<div><div></div></div> 1.8%
7	does not know	0	
8	refusal	0	
9	no response/not applicable	114	
Warning: these figures indicate the number of cases found in the data file. They cannot be interpreted as summary statistics of the population of interest.			

# b1001_d: Possession hh appliance: Microwave			
Information	[Type= discrete] [Format=numeric] [Range= 1-1801] [Missing=*/7/8/9]		
Statistics [NW/ W]	[Valid=2823 /-] [Invalid=326 /-]		
Definition	Q 1101.d		
Pre-question	<p>In the following I would like to talk with you about the financial situation of your household - about the things your household possesses and can afford as well as the income and transfers your household receives.</p> <p>Please look at this list. For each item, please indicate whether or not your household possesses it. It does not matter whether the item is owned, rented, or otherwise provided for your use. If you do not have an item, please indicate whether you would like to have it but cannot afford it, or do not have it for other reasons, e.g. you don't want or need it. Card 1101.</p>		
Literal question	Microwave		
Value	Label	Cases	Percentage
1	yes	2663	<div></div> 94.3%
2	would like but cannot afford	62	<div></div> 2.2%
3	do not have for other reasons	98	<div></div> 3.5%
7	does not know	0	
8	refusal	0	
9	no response/not applicable	326	
Warning: these figures indicate the number of cases found in the data file. They cannot be interpreted as summary statistics of the population of interest.			

# b1001_e: Possession hh appliance: Home computer			
Information	[Type= discrete] [Format=numeric] [Range= 1-1801] [Missing=*/7/8/9]		
Statistics [NW/ W]	[Valid=2055 -/] [Invalid=1094 -/]		
Definition	Q 1101.e		
Pre-question	<p>In the following I would like to talk with you about the financial situation of your household - about the things your household possesses and can afford as well as the income and transfers your household receives.</p> <p>Please look at this list. For each item, please indicate whether or not your household possesses it. It does not matter whether the item is owned, rented, or otherwise provided for your use. If you do not have an item, please indicate whether you would like to have it but cannot afford it, or do not have it for other reasons, e.g. you don't want or need it. Card 1101.</p>		
Literal question	Home computer		
Value	Label	Cases	Percentage
1	yes	1707	<div><div></div></div> 83.1%
2	would like but cannot afford	108	<div><div></div></div> 5.3%
3	do not have for other reasons	240	<div><div></div></div> 11.7%
7	does not know	0	
8	refusal	0	
9	no response/not applicable	1094	
Warning: these figures indicate the number of cases found in the data file. They cannot be interpreted as summary statistics of the population of interest.			
# b1001_f: Possession hh appliance: Dishwasher			
Information	[Type= discrete] [Format=numeric] [Range= 1-1801] [Missing=*/7/8/9]		
Statistics [NW/ W]	[Valid=1232 -/] [Invalid=1917 -/]		
Definition	Q 1101.f		
Pre-question	<p>In the following I would like to talk with you about the financial situation of your household - about the things your household possesses and can afford as well as the income and transfers your household receives.</p> <p>Please look at this list. For each item, please indicate whether or not your household possesses it. It does not matter whether the item is owned, rented, or otherwise provided for your use. If you do not have an item, please indicate whether you would like to have it but cannot afford it, or do not have it for other reasons, e.g. you don't want or need it. Card 1101.</p>		
Literal question	Dishwasher		
Value	Label	Cases	Percentage
1	yes	766	<div><div></div></div> 62.2%
2	would like but cannot afford	36	<div><div></div></div> 2.9%
3	do not have for other reasons	430	<div><div></div></div> 34.9%
7	does not know	0	
8	refusal	0	
9	no response/not applicable	1917	
Warning: these figures indicate the number of cases found in the data file. They cannot be interpreted as summary statistics of the population of interest.			
# b1001_g: Possession hh appliance: Telephone (whether fixed/mobile)			
Information	[Type= discrete] [Format=numeric] [Range= 1-1801] [Missing=*/7/8/9]		
Statistics [NW/ W]	[Valid=3001 -/] [Invalid=148 -/]		
Definition	Q 1101.g		
Pre-question	<p>In the following I would like to talk with you about the financial situation of your household - about the things your household possesses and can afford as well as the income and transfers your household receives.</p> <p>Please look at this list. For each item, please indicate whether or not your household possesses it. It does not matter whether the item is owned, rented, or otherwise provided for your use. If you do not have an item, please indicate whether you would like to have it but cannot afford it, or do not have it for other reasons, e.g. you don't want or need it. Card 1101.</p>		
Literal question	Telephone (whether fixed or mobile)		
Value	Label	Cases	Percentage
1	yes	2884	<div><div></div></div> 96.1%

# b1001_g: Possession hh appliance: Telephone (whether fixed/mobile)			
Value	Label	Cases	Percentage
2	would like but cannot afford	44	<div><div></div></div> 1.5%
3	do not have for other reasons	73	<div><div></div></div> 2.4%
7	does not know	0	
8	refusal	0	
9	no response/not applicable	148	
Warning: these figures indicate the number of cases found in the data file. They cannot be interpreted as summary statistics of the population of interest.			
# b1001_h: Possession hh appliance: Car/van available for private use			
Information	[Type= discrete] [Format=numeric] [Range= 1-1801] [Missing=*/7/8/9]		
Statistics [NW/ W]	[Valid=2337 /-] [Invalid=812 /-]		
Definition	Q 1101.h  NLD: one additional item "1801 - no".		
Pre-question	In the following I would like to talk with you about the financial situation of your household - about the things your household possesses and can afford as well as the income and transfers your household receives. Please look at this list. For each item, please indicate whether or not your household possesses it. It does not matter whether the item is owned, rented, or otherwise provided for your use. If you do not have an item, please indicate whether you would like to have it but cannot afford it, or do not have it for other reasons, e.g. you don't want or need it. Card 1101.		
Literal question	A car or a van available for private use		
Value	Label	Cases	Percentage
1	yes	1921	<div><div></div></div> 82.2%
2	would like but cannot afford	96	<div><div></div></div> 4.1%
3	do not have for other reasons	320	<div><div></div></div> 13.7%
1801	no	0	
7	does not know	0	
8	refusal	0	
9	no response/not applicable	812	
Warning: these figures indicate the number of cases found in the data file. They cannot be interpreted as summary statistics of the population of interest.			
# b1001_i: Possession hh appliance: Second car			
Information	[Type= discrete] [Format=numeric] [Range= 1-1801] [Missing=*/7/8/9]		
Statistics [NW/ W]	[Valid=826 /-] [Invalid=2323 /-]		
Definition	Q 1101.i  NLD: one additional item "1801 - no".		
Pre-question	In the following I would like to talk with you about the financial situation of your household - about the things your household possesses and can afford as well as the income and transfers your household receives. Please look at this list. For each item, please indicate whether or not your household possesses it. It does not matter whether the item is owned, rented, or otherwise provided for your use. If you do not have an item, please indicate whether you would like to have it but cannot afford it, or do not have it for other reasons, e.g. you don't want or need it. Card 1101.		
Literal question	A second car		
Value	Label	Cases	Percentage
1	yes	293	<div><div></div></div> 35.5%
2	would like but cannot afford	55	<div><div></div></div> 6.7%
3	do not have for other reasons	478	<div><div></div></div> 57.9%
1801	no	0	
7	does not know	0	
8	refusal	0	
9	no response/not applicable	2323	

<b># b1001_i: Possession hh appliance: Second car</b>			
<i>Warning: these figures indicate the number of cases found in the data file. They cannot be interpreted as summary statistics of the population of interest.</i>			
<b># b1001_j: Possession hh appliance: Second home (e.g. for vacation)</b>			
<b>Information</b>	[Type= discrete] [Format=numeric] [Range= 1-1801] [Missing=*/7/8/9]		
<b>Statistics [NW/ W]</b>	[Valid=1130 /-] [Invalid=2019 /-]		
<b>Definition</b>	Q 1101.j		
<b>Pre-question</b>	In the following I would like to talk with you about the financial situation of your household - about the things your household possesses and can afford as well as the income and transfers your household receives. Please look at this list. For each item, please indicate whether or not your household possesses it. It does not matter whether the item is owned, rented, or otherwise provided for your use. If you do not have an item, please indicate whether you would like to have it but cannot afford it, or do not have it for other reasons, e.g. you don't want or need it. Card 1101.		
<b>Literal question</b>	A second home (e.g. for vacation)		
<b>Value</b>	<b>Label</b>	<b>Cases</b>	<b>Percentage</b>
1	yes	464	41.1%
2	would like but cannot afford	119	10.5%
3	do not have for other reasons	547	48.4%
1801	no	0	
7	does not know	0	
8	refusal	0	
9	no response/not applicable	2019	
<i>Warning: these figures indicate the number of cases found in the data file. They cannot be interpreted as summary statistics of the population of interest.</i>			
<b># b1002: HH able to make ends meet (W2)</b>			
<b>Information</b>	[Type= discrete] [Format=numeric] [Range= 1-2406] [Missing=*/7/8/9]		
<b>Statistics [NW/ W]</b>	[Valid=3149 /-] [Invalid=0 /-]		
<b>Definition</b>	Q 1102		
<b>Literal question</b>	A household may have different sources of income and more than one household member may contribute to it. Thinking of your household's total monthly income, is your household able to make ends meet ...		
<b>Value</b>	<b>Label</b>	<b>Cases</b>	<b>Percentage</b>
1	with great difficulty	205	6.5%
2	with difficulty	449	14.3%
3	with some difficulty	1085	34.5%
4	fairly easily	979	31.1%
5	easily	329	10.4%
6	very easily	102	3.2%
7	does not know	0	
8	refusal	0	
9	no response/not applicable	0	
<i>Warning: these figures indicate the number of cases found in the data file. They cannot be interpreted as summary statistics of the population of interest.</i>			
<b># b1003_a: Items the household can afford: keeping home warm (W2)</b>			
<b>Information</b>	[Type= discrete] [Format=numeric] [Range= 1-99] [Missing=*/7/8/9]		
<b>Statistics [NW/ W]</b>	[Valid=3149 /-] [Invalid=0 /-]		
<b>Definition</b>	Q 1103		
<b>Pre-question</b>	There are some things many people cannot afford even if they would like them. Can I just check whether your household can afford these, supposing you wanted them?		
<b>Literal question</b>	Keeping your home adequately warm		

# b1003_a: Items the household can afford: keeping home warm (W2)			
Value	Label	Cases	Percentage
1	yes	2948	<div><div></div></div> 93.6%
2	no	201	<div><div></div></div> 6.4%
7	does not know	0	
8	refusal	0	
9	no response/not applicable	0	
<i>Warning: these figures indicate the number of cases found in the data file. They cannot be interpreted as summary statistics of the population of interest.</i>			
# b1003_b: Items the household can afford: 1 week annual holiday (W2)			
Information	[Type= discrete] [Format=numeric] [Range= 1-99] [Missing=*7/8/9]		
Statistics [NW/ W]	[Valid=3149 /-] [Invalid=0 /-]		
Definition	Q 1103		
Pre-question	There are some things many people cannot afford even if they would like them. Can I just check whether your household can afford these, supposing you wanted them?		
Literal question	Paying for a week's annual holiday away from home		
Value	Label	Cases	Percentage
1	yes	1840	<div><div></div></div> 58.4%
2	no	1309	<div><div></div></div> 41.6%
7	does not know	0	
8	refusal	0	
9	no response/not applicable	0	
<i>Warning: these figures indicate the number of cases found in the data file. They cannot be interpreted as summary statistics of the population of interest.</i>			
# b1003_c: Items the household can afford: replacing furniture (W2)			
Information	[Type= discrete] [Format=numeric] [Range= 1-99] [Missing=*7/8/9]		
Statistics [NW/ W]	[Valid=3149 /-] [Invalid=0 /-]		
Definition	Q 1103		
Pre-question	There are some things many people cannot afford even if they would like them. Can I just check whether your household can afford these, supposing you wanted them?		
Literal question	Replacing any worn-out furniture		
Value	Label	Cases	Percentage
1	yes	1528	<div><div></div></div> 48.5%
2	no	1621	<div><div></div></div> 51.5%
7	does not know	0	
8	refusal	0	
9	no response/not applicable	0	
<i>Warning: these figures indicate the number of cases found in the data file. They cannot be interpreted as summary statistics of the population of interest.</i>			
# b1003_d: Items the household can afford: buy new clothes (W2)			
Information	[Type= discrete] [Format=numeric] [Range= 1-99] [Missing=*7/8/9]		
Statistics [NW/ W]	[Valid=3149 /-] [Invalid=0 /-]		
Definition	Q 1103		
Pre-question	There are some things many people cannot afford even if they would like them. Can I just check whether your household can afford these, supposing you wanted them?		
Literal question	Buying new, rather than second-hand clothes		



# b1003_d: Items the household can afford: buy new clothes (W2)			
Value	Label	Cases	Percentage
1	yes	2582	<div><div></div></div> 82.0%
2	no	567	<div><div></div></div> 18.0%
7	does not know	0	
8	refusal	0	
9	no response/not applicable	0	
<i>Warning: these figures indicate the number of cases found in the data file. They cannot be interpreted as summary statistics of the population of interest.</i>			
# b1003_f: Items the household can afford: invite family/friends for drinks/meal once a mon (W2)			
Information	[Type= discrete] [Format=numeric] [Range= 1-99] [Missing=*7/8/9]		
Statistics [NW/ W]	[Valid=3149 /-] [Invalid=0 /-]		
Definition	Q 1103		
Pre-question	There are some things many people cannot afford even if they would like them. Can I just check whether your household can afford these, supposing you wanted them?		
Literal question	Having friends or family for a drink or meal at least once a month		
Value	Label	Cases	Percentage
1	yes	2178	<div><div></div></div> 69.2%
2	no	971	<div><div></div></div> 30.8%
7	does not know	0	
8	refusal	0	
9	no response/not applicable	0	
<i>Warning: these figures indicate the number of cases found in the data file. They cannot be interpreted as summary statistics of the population of interest.</i>			
# b1004_a: Items unable to pay last year: rent			
Information	[Type= discrete] [Format=numeric] [Range= 1-99] [Missing=*7/8/9]		
Statistics [NW/ W]	[Valid=2122 /-] [Invalid=1027 /-]		
Definition	Q 1104		
Literal question	Has your household been in arrears at any time during the past 12 months, that is, unable to pay as scheduled any of the following?		
Value	Label	Cases	Percentage
1	yes	163	<div><div></div></div> 7.7%
2	no	1959	<div><div></div></div> 92.3%
7	does not know	0	
8	refusal	0	
9	no response/not applicable	1027	
<i>Warning: these figures indicate the number of cases found in the data file. They cannot be interpreted as summary statistics of the population of interest.</i>			
# b1004_b: Items unable to pay last year: mortgage			
Information	[Type= discrete] [Format=numeric] [Range= 1-99] [Missing=*7/8/9]		
Statistics [NW/ W]	[Valid=869 /-] [Invalid=2280 /-]		
Definition	Q 1104		
Literal question	Has your household been in arrears at any time during the past 12 months, that is, unable to pay as scheduled any of the following?		
Value	Label	Cases	Percentage
1	yes	48	<div><div></div></div> 5.5%
2	no	821	<div><div></div></div> 94.5%
7	does not know	0	

# b1004_b: Items unable to pay last year: mortgage			
Value	Label	Cases	Percentage
8	refusal	0	
9	no response/not applicable	2280	
Warning: these figures indicate the number of cases found in the data file. They cannot be interpreted as summary statistics of the population of interest.			
# b1004_c: Items unable to pay last year: utility bills			
Information	[Type= discrete] [Format=numeric] [Range= 1-99] [Missing=*7/8/9]		
Statistics [NW/ W]	[Valid=3054 /-] [Invalid=95 /-]		
Definition	Q 1104		
Literal question	Has your household been in arrears at any time during the past 12 months, that is, unable to pay as scheduled any of the following?		
Value	Label	Cases	Percentage
1	yes	218	<div><div></div></div> 7.1%
2	no	2836	<div><div></div></div> 92.9%
7	does not know	0	
8	refusal	0	
9	no response/not applicable	95	
Warning: these figures indicate the number of cases found in the data file. They cannot be interpreted as summary statistics of the population of interest.			
# b1004_d: Items unable to pay last year: loans			
Information	[Type= discrete] [Format=numeric] [Range= 1-99] [Missing=*7/8/9]		
Statistics [NW/ W]	[Valid=1284 /-] [Invalid=1865 /-]		
Definition	Q 1104		
Literal question	Has your household been in arrears at any time during the past 12 months, that is, unable to pay as scheduled any of the following?		
Value	Label	Cases	Percentage
1	yes	90	<div><div></div></div> 7.0%
2	no	1194	<div><div></div></div> 93.0%
7	does not know	0	
8	refusal	0	
9	no response/not applicable	1865	
Warning: these figures indicate the number of cases found in the data file. They cannot be interpreted as summary statistics of the population of interest.			
# b1005: Normally money left for savings			
Information	[Type= discrete] [Format=numeric] [Range= 1-99] [Missing=*7/8/9]		
Statistics [NW/ W]	[Valid=3149 /-] [Invalid=0 /-]		
Definition	Q 1105		
Literal question	Considering your household's income as well as expenses: Is there normally some money left that you could save?		
Value	Label	Cases	Percentage
1	yes	1761	<div><div></div></div> 55.9%
2	no	1388	<div><div></div></div> 44.1%
7	does not know	0	
8	refusal	0	
9	no response/not applicable	0	
Warning: these figures indicate the number of cases found in the data file. They cannot be interpreted as summary statistics of the population of interest.			

# b1006_1: Types income received hh last 12 mnths: 1 (W2)			
Information	[Type= discrete] [Format=numeric] [Range= 1-2608] [Missing=*/7/8/9]		
Statistics [NW/ W]	[Valid=3148 /-] [Invalid=1 /-]		
Definition	<p>Q 1106</p> <p>- GEO: two additional items "1301 - incomes from sale of agricultural products", "1302 - agricultural products".</p> <p>- POL: only 8 country-specific items: "2601-family allowance, supplement to family allowance", "2602-care benefit or allowance", "2603-housing allowance", "2604-financial or non-financial social assistance (permanent, target, periodic)", "2605-cash benefit for foster families", "2606-assistance in kind / donation (from religious institutions, charities, private persons)", "2607-income from property (e.g. from savings, rental or insurance)", "2608-care allowance for elderly (75 years or older)".</p>		
Pre-question	Card 1106: Sources of Income for the Household.		
Literal question	This list shows different types of income. Please tell me which of these types of income has your household received during the last 12 months.		
Value	Label	Cases	Percentage
1	child allowance	536	<div><div></div></div> 17.0%
2	housing allowance/rent debate	2612	<div><div></div></div> 83.0%
3	social assistance payments	0	
4	non cash assistance from welfare office	0	
5	income form rents, savings, insurance or other properties	0	
1301	incomes from sale of agricultural products	0	
1302	agricultural products	0	
2601	family allowance, supplement to family allowance	0	
2602	care benefit or allowance	0	
2603	housing allowance	0	
2604	financial or non-financial social assistance (permanent, tar	0	
2605	cash benefit for foster families	0	
2606	assistance in kind / donation (from religious institutions,	0	
2607	income from property (e.g. from savings, rental or insurance	0	
2608	care allowance for elderly (75 years or older)	0	
7	does not know	0	
8	refusal	0	
9	no response/not applicable	1	
Warning: these figures indicate the number of cases found in the data file. They cannot be interpreted as summary statistics of the population of interest.			
# b1006_2: Types income received hh last 12 mnths: 2 (W2)			
Information	[Type= discrete] [Format=numeric] [Range= 1-2608] [Missing=*/7/8/9]		
Statistics [NW/ W]	[Valid=3148 /-] [Invalid=1 /-]		
Definition	<p>Q 1106</p> <p>- GEO: two additional items "1301 - incomes from sale of agricultural products", "1302 - agricultural products".</p> <p>- POL: only 8 country-specific items: "2601-family allowance, supplement to family allowance", "2602-care benefit or allowance", "2603-housing allowance", "2604-financial or non-financial social assistance (permanent, target, periodic)", "2605-cash benefit for foster families", "2606-assistance in kind / donation (from religious institutions, charities, private persons)", "2607-income from property (e.g. from savings, rental or insurance)", "2608-care allowance for elderly (75 years or older)".</p>		
Pre-question	Card 1106: Sources of Income for the Household.		
Literal question	This list shows different types of income. Please tell me which of these types of income has your household received during the last 12 months.		

### # b1006\_2: Types income received hh last 12 mnths: 2 (W2)

Value	Label	Cases	Percentage
1	child allowance	82	2.6%
2	housing allowance/rent debate	3066	97.4%
3	social assistance payments	0	
4	non cash assistance from welfare office	0	
5	income form rents, savings, insurance or other properties	0	
1301	incomes from sale of agricultural products	0	
1302	agricultural products	0	
2601	family allowance, supplement to family allowance	0	
2602	care benefit or allowance	0	
2603	housing allowance	0	
2604	financial or non-financial social assistance (permanent, tar	0	
2605	cash benefit for foster families	0	
2606	assistance in kind / donation (from religious institutions,	0	
2607	income from property (e.g. from savings, rental or insurance	0	
2608	care allowance for elderly (75 years or older)	0	
7	does not know	0	
8	refusal	0	
9	no response/not applicable	1	

Warning: these figures indicate the number of cases found in the data file. They cannot be interpreted as summary statistics of the population of interest.

### # b1006\_3: Types income received hh last 12 mnths: 3 (W2)

<b>Information</b>	[Type= discrete] [Format=numeric] [Range= 1-2608] [Missing=*/7/8/9]
<b>Statistics [NW/ W]</b>	[Valid=3148 /-] [Invalid=1 /-]
<b>Definition</b>	<p>Q 1106</p> <p>- GEO: two additional items "1301 - incomes from sale of agricultural products", "1302 - agricultural products".</p> <p>- POL: only 8 country-specific items: "2601-family allowance, supplement to family allowance", "2602-care benefit or allowance", "2603-housing allowance", "2604-financial or non-financial social assistance (permanent, target, periodic)", "2605-cash benefit for foster families", "2606-assistance in kind / donation (from religious institutions, charities, private persons)", "2607-income from property (e.g. from savings, rental or insurance)", "2608-care allowance for elderly (75 years or older)".</p>
<b>Pre-question</b>	Card 1106: Sources of Income for the Household.
<b>Literal question</b>	This list shows different types of income. Please tell me which of these types of income has your household received during the last 12 months.

Value	Label	Cases	Percentage
1	child allowance	100	3.2%
2	housing allowance/rent debate	3048	96.8%
3	social assistance payments	0	
4	non cash assistance from welfare office	0	
5	income form rents, savings, insurance or other properties	0	
1301	incomes from sale of agricultural products	0	
1302	agricultural products	0	
2601	family allowance, supplement to family allowance	0	
2602	care benefit or allowance	0	
2603	housing allowance	0	
2604	financial or non-financial social assistance (permanent, tar	0	
2605	cash benefit for foster families	0	

# b1006_3: Types income received hh last 12 mnths: 3 (W2)			
Value	Label	Cases	Percentage
2606	assistance in kind / donation (from religious institutions,	0	
2607	income from property (e.g. from savings, rental or insurance	0	
2608	care allowance for elderly (75 years or older)	0	
7	does not know	0	
8	refusal	0	
9	no response/not applicable	1	
<i>Warning: these figures indicate the number of cases found in the data file. They cannot be interpreted as summary statistics of the population of interest.</i>			
# b1006_4: Types income received hh last 12 mnths: 4 (W2)			
<b>Information</b>	[Type= discrete] [Format=numeric] [Range= 1-2608] [Missing=*/7/8/9]		
<b>Statistics [NW/ W]</b>	[Valid=3148 /-] [Invalid=1 /-]		
<b>Definition</b>	<p>Q 1106</p> <p>- GEO: two additional items "1301 - incomes from sale of agricultural products", "1302 - agricultural products".</p> <p>- POL: only 8 country-specific items: "2601-family allowance, supplement to family allowance", "2602-care benefit or allowance", "2603-housing allowance", "2604-financial or non-financial social assistance (permanent, target, periodic)", "2605-cash benefit for foster families", "2606-assistance in kind / donation (from religious institutions, charities, private persons)", "2607-income from property (e.g. from savings, rental or insurance)", "2608-care allowance for elderly (75 years or older)".</p>		
<b>Pre-question</b>	Card 1106: Sources of Income for the Household.		
<b>Literal question</b>	This list shows different types of income. Please tell me which of these types of income has your household received during the last 12 months.		
Value	Label	Cases	Percentage
1	child allowance	35	1.1%
2	housing allowance/rent debate	3113	98.9%
3	social assistance payments	0	
4	non cash assistance from welfare office	0	
5	income form rents, savings, insurance or other properties	0	
1301	incomes from sale of agricultural products	0	
1302	agricultural products	0	
2601	family allowance, supplement to family allowance	0	
2602	care benefit or allowance	0	
2603	housing allowance	0	
2604	financial or non-financial social assistance (permanent, tar	0	
2605	cash benefit for foster families	0	
2606	assistance in kind / donation (from religious institutions,	0	
2607	income from property (e.g. from savings, rental or insurance	0	
2608	care allowance for elderly (75 years or older)	0	
7	does not know	0	
8	refusal	0	
9	no response/not applicable	1	
<i>Warning: these figures indicate the number of cases found in the data file. They cannot be interpreted as summary statistics of the population of interest.</i>			
# b1006_5: Types income received hh last 12 mnths: 5 (W2)			
<b>Information</b>	[Type= discrete] [Format=numeric] [Range= 1-2608] [Missing=*/7/8/9]		
<b>Statistics [NW/ W]</b>	[Valid=3148 /-] [Invalid=1 /-]		
<b>Definition</b>	Q 1106		

# b1006_5: Types income received hh last 12 mnths: 5 (W2)			
	<p>- GEO: two additional items "1301 - incomes from sale of agricultural products", "1302 - agricultural products".</p> <p>- POL: only 8 country-specific items: "2601-family allowance, supplement to family allowance", "2602-care benefit or allowance", "2603-housing allowance", "2604-financial or non-financial social assistance (permanent, target, periodic)", "2605-cash benefit for foster families", "2606-assistance in kind / donation (from religious institutions, charities, private persons)", "2607-income from property (e.g. from savings, rental or insurance)", "2608-care allowance for elderly (75 years or older)".</p>		
<b>Pre-question</b>	Card 1106: Sources of Income for the Household.		
<b>Literal question</b>	This list shows different types of income. Please tell me which of these types of income has your household received during the last 12 months.		
Value	Label	Cases	Percentage
1	child allowance	159	5.1%
2	housing allowance/rent debate	2989	94.9%
3	social assistance payments	0	
4	non cash assistance from welfare office	0	
5	income form rents, savings, insurance or other properties	0	
1301	incomes from sale of agricultural products	0	
1302	agricultural products	0	
2601	family allowance, supplement to family allowance	0	
2602	care benefit or allowance	0	
2603	housing allowance	0	
2604	financial or non-financial social assistance (permanent, target, periodic)	0	
2605	cash benefit for foster families	0	
2606	assistance in kind / donation (from religious institutions, charities, private persons)	0	
2607	income from property (e.g. from savings, rental or insurance)	0	
2608	care allowance for elderly (75 years or older)	0	
7	does not know	0	
8	refusal	0	
9	no response/not applicable	1	
Warning: these figures indicate the number of cases found in the data file. They cannot be interpreted as summary statistics of the population of interest.			
# b1007_1: Types income received other hh member (excl R, partner): 1			
<b>Information</b>	[Type= discrete] [Format=numeric] [Range= 1-2502] [Missing=*/97/98/99]		
<b>Statistics [NW/ W]</b>	[Valid=1783 /-] [Invalid=1366 /-]		
<b>Definition</b>	<p>Q 1107</p> <p>- DEU: three additional items "1401 - earnings from employment", "1402 - income from rents/leave/interest/insurance", "1403 - housing allowance".</p> <p>- LTU: two additional country specific values "2501 - Pension from Independence", "2502 - Income from estate".</p>		
<b>Universe</b>	If any household members older than 14 except R and R's partner		
<b>Pre-question</b>	Show Card 1107.		
<b>Literal question</b>	You have already told me whether you (and your partner/spouse) receive them. Is there anyone else in your household who received one of these incomes during the last 12 months?		
Value	Label	Cases	Percentage
1	wages	430	24.1%
2	child alimony	1353	75.9%
3	study benefits or a scholarship	0	
4	maternity/childcare or parental leave benefit	0	

### # b1007\_1: Types income received other hh member (excl R, partner): 1

Value	Label	Cases	Percentage
5	unemployment benefit or job seeker's allowance	0	
6	disability allowance, incapacity or illness benefit	0	
7	retirement pension	0	
8	social assistance payments	0	
9	widow's or survivor's or war benefit	0	
1401	earnings from employment	0	
1402	income from rents/leave/interest/insurance	0	
1403	housing allowance	0	
2501	Pension from Independence	0	
2502	Income from estate	0	
97	does not know	0	
98	refusal	0	
99	no response/not applicable	0	
Sysmiss		1366	

Warning: these figures indicate the number of cases found in the data file. They cannot be interpreted as summary statistics of the population of interest.

### # b1007\_2: Types income received other hh member (excl R, partner): 2

<b>Information</b>	[Type= discrete] [Format=numeric] [Range= 1-2502] [Missing=*/97/98/99]
<b>Statistics [NW/ W]</b>	[Valid=1783 /-] [Invalid=1366 /-]
<b>Definition</b>	Q 1107  - DEU: three additional items "1401 - earnings from employment", "1402 - income from rents/leave/interest/insurance", "1403 - housing allowance". - LTU: two additional country specific values "2501 - Pension from Independence", "2502 - Income from estate".
<b>Universe</b>	If any household members older than 14 except R and R's partner
<b>Pre-question</b>	Show Card 1107.
<b>Literal question</b>	You have already told me whether you (and your partner/spouse) receive them. Is there anyone else in your household who received one of these incomes during the last 12 months?

Value	Label	Cases	Percentage
1	wages	64	3.6%
2	child alimony	1719	96.4%
3	study benefits or a scholarship	0	
4	maternity/childcare or parental leave benefit	0	
5	unemployment benefit or job seeker's allowance	0	
6	disability allowance, incapacity or illness benefit	0	
7	retirement pension	0	
8	social assistance payments	0	
9	widow's or survivor's or war benefit	0	
1401	earnings from employment	0	
1402	income from rents/leave/interest/insurance	0	
1403	housing allowance	0	
2501	Pension from Independence	0	
2502	Income from estate	0	
97	does not know	0	
98	refusal	0	
99	no response/not applicable	0	

# b1007_2: Types income received other hh member (excl R, partner): 2			
Value	Label	Cases	Percentage
Sysmiss		1366	
Warning: these figures indicate the number of cases found in the data file. They cannot be interpreted as summary statistics of the population of interest.			
# b1007_3: Types income received other hh member (excl R, partner): 3			
Information	[Type= discrete] [Format=numeric] [Range= 1-2502] [Missing=*/97/98/99]		
Statistics [NW/ W]	[Valid=1783 /-] [Invalid=1366 /-]		
Definition	Q 1107  - DEU: three additional items "1401 - earnings from employment", "1402 - income from rents/leave/interest/insurance", "1403 - housing allowance". - LTU: two additional country specific values "2501 - Pension from Independence", "2502 - Income from estate".		
Universe	If any household members older than 14 except R and R's partner		
Pre-question	Show Card 1107.		
Literal question	You have already told me whether you (and your partner/spouse) receive them. Is there anyone else in your household who received one of these incomes during the last 12 months?		
Value	Label	Cases	Percentage
1	wages	35	2.0%
2	child alimony	1748	98.0%
3	study benefits or a scholarship	0	
4	maternity/childcare or parental leave benefit	0	
5	unemployment benefit or job seeker's allowance	0	
6	disability allowance, incapacity or illness benefit	0	
7	retirement pension	0	
8	social assistance payments	0	
9	widow's or survivor's or war benefit	0	
1401	earnings from employment	0	
1402	income from rents/leave/interest/insurance	0	
1403	housing allowance	0	
2501	Pension from Independence	0	
2502	Income from estate	0	
97	does not know	0	
98	refusal	0	
99	no response/not applicable	0	
Sysmiss		1366	
Warning: these figures indicate the number of cases found in the data file. They cannot be interpreted as summary statistics of the population of interest.			
# b1007_4: Types income received other hh member (excl R, partner): 4			
Information	[Type= discrete] [Format=numeric] [Range= 1-2502] [Missing=*/97/98/99]		
Statistics [NW/ W]	[Valid=1783 /-] [Invalid=1366 /-]		
Definition	Q 1107  - DEU: three additional items "1401 - earnings from employment", "1402 - income from rents/leave/interest/insurance", "1403 - housing allowance". - LTU: two additional country specific values "2501 - Pension from Independence", "2502 - Income from estate".		
Universe	If any household members older than 14 except R and R's partner		
Pre-question	Show Card 1107.		
Literal question	You have already told me whether you (and your partner/spouse) receive them. Is there anyone else in your household who received one of these incomes during the last 12 months?		



#### # b1007\_4: Types income received other hh member (excl R, partner): 4

Value	Label	Cases	Percentage
1	wages	101	5.7%
2	child alimony	1682	94.3%
3	study benefits or a scholarship	0	
4	maternity/childcare or parental leave benefit	0	
5	unemployment benefit or job seeker's allowance	0	
6	disability allowance, incapacity or illness benefit	0	
7	retirement pension	0	
8	social assistance payments	0	
9	widow's or survivor's or war benefit	0	
1401	earnings from employment	0	
1402	income from rents/leave/interest/insurance	0	
1403	housing allowance	0	
2501	Pension from Independence	0	
2502	Income from estate	0	
97	does not know	0	
98	refusal	0	
99	no response/not applicable	0	
Sysmiss		1366	

Warning: these figures indicate the number of cases found in the data file. They cannot be interpreted as summary statistics of the population of interest.

#### # b1007\_5: Types income received other hh member (excl R, partner): 5

<b>Information</b>	[Type= discrete] [Format=numeric] [Range= 1-2502] [Missing=*/97/98/99]
<b>Statistics [NW/ W]</b>	[Valid=1783 /-] [Invalid=1366 /-]
<b>Definition</b>	Q 1107  - DEU: three additional items "1401 - earnings from employment", "1402 - income from rents/leave/interest/insurance", "1403 - housing allowance". - LTU: two additional country specific values "2501 - Pension from Independence", "2502 - Income from estate".
<b>Universe</b>	If any household members older than 14 except R and R's partner
<b>Pre-question</b>	Show Card 1107.
<b>Literal question</b>	You have already told me whether you (and your partner/spouse) receive them. Is there anyone else in your household who received one of these incomes during the last 12 months?

Value	Label	Cases	Percentage
1	wages	28	1.6%
2	child alimony	1755	98.4%
3	study benefits or a scholarship	0	
4	maternity/childcare or parental leave benefit	0	
5	unemployment benefit or job seeker's allowance	0	
6	disability allowance, incapacity or illness benefit	0	
7	retirement pension	0	
8	social assistance payments	0	
9	widow's or survivor's or war benefit	0	
1401	earnings from employment	0	
1402	income from rents/leave/interest/insurance	0	
1403	housing allowance	0	
2501	Pension from Independence	0	

# b1007_5: Types income received other hh member (excl R, partner): 5			
Value	Label	Cases	Percentage
2502	Income from estate	0	
97	does not know	0	
98	refusal	0	
99	no response/not applicable	0	
Sysmiss		1366	
Warning: these figures indicate the number of cases found in the data file. They cannot be interpreted as summary statistics of the population of interest.			
# b1007_6: Types income received other hh member (excl R, partner): 6			
Information	[Type= discrete] [Format=numeric] [Range= 1-2502] [Missing=*/97/98/99]		
Statistics [NW/ W]	[Valid=1783 /-] [Invalid=1366 /-]		
Definition	Q 1107  - DEU: three additional items "1401 - earnings from employment", "1402 - income from rents/leave/interest/insurance", "1403 - housing allowance". - LTU: two additional country specific values "2501 - Pension from Independence", "2502 - Income from estate".		
Universe	If any household members older than 14 except R and R's partner		
Pre-question	Show Card 1107.		
Literal question	You have already told me whether you (and your partner/spouse) receive them. Is there anyone else in your household who received one of these incomes during the last 12 months?		
Value	Label	Cases	Percentage
1	wages	66	3.7%
2	child alimony	1717	96.3%
3	study benefits or a scholarship	0	
4	maternity/childcare or parental leave benefit	0	
5	unemployment benefit or job seeker's allowance	0	
6	disability allowance, incapacity or illness benefit	0	
7	retirement pension	0	
8	social assistance payments	0	
9	widow's or survivor's or war benefit	0	
1401	earnings from employment	0	
1402	income from rents/leave/interest/insurance	0	
1403	housing allowance	0	
2501	Pension from Independence	0	
2502	Income from estate	0	
97	does not know	0	
98	refusal	0	
99	no response/not applicable	0	
Sysmiss		1366	
Warning: these figures indicate the number of cases found in the data file. They cannot be interpreted as summary statistics of the population of interest.			
# b1007_7: Types income received other hh member (excl R, partner): 7			
Information	[Type= discrete] [Format=numeric] [Range= 1-2502] [Missing=*/97/98/99]		
Statistics [NW/ W]	[Valid=1783 /-] [Invalid=1366 /-]		
Definition	Q 1107  - DEU: three additional items "1401 - earnings from employment", "1402 - income from rents/leave/interest/insurance", "1403 - housing allowance". - LTU: two additional country specific values "2501 - Pension from Independence", "2502 - Income from estate".		

# b1007_7: Types income received other hh member (excl R, partner): 7			
<b>Universe</b>		If any household members older than 14 except R and R's partner	
<b>Pre-question</b>		Show Card 1107.	
<b>Literal question</b>		You have already told me whether you (and your partner/spouse) receive them. Is there anyone else in your household who received one of these incomes during the last 12 months?	
Value	Label	Cases	Percentage
1	wages	225	<div><div></div></div> 12.6%
2	child alimony	1558	<div><div></div></div> 87.4%
3	study benefits or a scholarship	0	
4	maternity/childcare or parental leave benefit	0	
5	unemployment benefit or job seeker's allowance	0	
6	disability allowance, incapacity or illness benefit	0	
7	retirement pension	0	
8	social assistance payments	0	
9	widow's or survivor's or war benefit	0	
1401	earnings from employment	0	
1402	income from rents/leave/interest/insurance	0	
1403	housing allowance	0	
2501	Pension from Independence	0	
2502	Income from estate	0	
97	does not know	0	
98	refusal	0	
99	no response/not applicable	0	
Sysmiss		1366	
Warning: these figures indicate the number of cases found in the data file. They cannot be interpreted as summary statistics of the population of interest.			
# b1007_8: Types income received other hh member (excl R, partner): 8			
<b>Information</b>		[Type= discrete] [Format=numeric] [Range= 1-2502] [Missing=*/97/98/99]	
<b>Statistics [NW/ W]</b>		[Valid=1783 /-] [Invalid=1366 /-]	
<b>Definition</b>		Q 1107  - DEU: three additional items "1401 - earnings from employment", "1402 - income from rents/leave/interest/insurance", "1403 - housing allowance". - LTU: two additional country specific values "2501 - Pension from Independence", "2502 - Income from estate".	
<b>Universe</b>		If any household members older than 14 except R and R's partner	
<b>Pre-question</b>		Show Card 1107.	
<b>Literal question</b>		You have already told me whether you (and your partner/spouse) receive them. Is there anyone else in your household who received one of these incomes during the last 12 months?	
Value	Label	Cases	Percentage
1	wages	40	<div><div></div></div> 2.2%
2	child alimony	1743	<div><div></div></div> 97.8%
3	study benefits or a scholarship	0	
4	maternity/childcare or parental leave benefit	0	
5	unemployment benefit or job seeker's allowance	0	
6	disability allowance, incapacity or illness benefit	0	
7	retirement pension	0	
8	social assistance payments	0	
9	widow's or survivor's or war benefit	0	

# b1007_8: Types income received other hh member (excl R, partner): 8			
Value	Label	Cases	Percentage
1401	earnings from employment	0	
1402	income from rents/leave/interest/insurance	0	
1403	housing allowance	0	
2501	Pension from Independence	0	
2502	Income from estate	0	
97	does not know	0	
98	refusal	0	
99	no response/not applicable	0	
Sysmiss		1366	
Warning: these figures indicate the number of cases found in the data file. They cannot be interpreted as summary statistics of the population of interest.			
# b1007_9: Types income received other hh member (excl R, partner): 9			
Information	[Type= discrete] [Format=numeric] [Range= 1-2502] [Missing=*/97/98/99]		
Statistics [NW/ W]	[Valid=1783 /-] [Invalid=1366 /-]		
Definition	Q 1107  - DEU: three additional items "1401 - earnings from employment", "1402 - income from rents/leave/interest/insurance", "1403 - housing allowance". - LTU: two additional country specific values "2501 - Pension from Independence", "2502 - Income from estate".		
Universe	If any household members older than 14 except R and R's partner		
Pre-question	Show Card 1107.		
Literal question	You have already told me whether you (and your partner/spouse) receive them. Is there anyone else in your household who received one of these incomes during the last 12 months?		
Value	Label	Cases	Percentage
1	wages	14	0.8%
2	child alimony	1769	99.2%
3	study benefits or a scholarship	0	
4	maternity/childcare or parental leave benefit	0	
5	unemployment benefit or job seeker's allowance	0	
6	disability allowance, incapacity or illness benefit	0	
7	retirement pension	0	
8	social assistance payments	0	
9	widow's or survivor's or war benefit	0	
1401	earnings from employment	0	
1402	income from rents/leave/interest/insurance	0	
1403	housing allowance	0	
2501	Pension from Independence	0	
2502	Income from estate	0	
97	does not know	0	
98	refusal	0	
99	no response/not applicable	0	
Sysmiss		1366	
Warning: these figures indicate the number of cases found in the data file. They cannot be interpreted as summary statistics of the population of interest.			
# b1008: Average net income of all hh members during last 12 mnths (W2)			
Information	[Type= discrete] [Format=numeric] [Range= 0-976092] [Missing=*/99999997/99999998/99999999]		
Statistics [NW/ W]	[Valid=3147 /-] [Invalid=2 /-] [Mean=533.273 /-] [StdDev=653.019 /-]		

# b1008: Average net income of all hh members during last 12 mnths (W2)			
<b>Definition</b>	Q 1108		
<b>Literal question</b>	If you add up the income from all sources received during the last 12 months, what is your household's total net income from all members including yourself? Please state the net income, which means after deductions for taxes and social security.		
<b>Post-question</b>	Write in. If R gave the answer per month, probe: Does this sum describe the average income of your household over the last 12 months? [If not] Please tell me the average value over the last 12 months.		
Value	Label	Cases	Percentage
1.1955		1	0.0%
3.86545		388	12.3%
3.9053		929	29.5%
3.94515		4	0.1%
39.85		1	0.0%
55.79		2	0.1%
59.775		1	0.0%
67.745		1	0.0%
68.3826		1	0.0%
79.7		1	0.0%
119.55		1	0.0%
139.475		1	0.0%
159.4		3	0.1%
169.761		1	0.0%
171.355		1	0.0%
179.325		4	0.1%
199.25		7	0.2%
215.19		1	0.0%
219.175		1	0.0%
223.16		2	0.1%
231.13		1	0.0%
239.1		12	0.4%
249.1422		1	0.0%
251.055		1	0.0%
253.446		1	0.0%
259.025		4	0.1%
266.995		4	0.1%
270.98		1	0.0%
274.168		1	0.0%
274.965		3	0.1%
278.95		12	0.4%
280.9425		1	0.0%
286.92		1	0.0%
289.311		1	0.0%
289.66965		1	0.0%
290.905		2	0.1%
294.89		1	0.0%
298.875		11	0.3%
302.86		2	0.1%

# b1008: Average net income of all hh members during last 12 mnths (W2)

Value	Label	Cases	Percentage
306.845		3	0.1%
310.83		8	0.3%
314.4165		1	0.0%
314.815		1	0.0%
318.8		31	1.0%
319.39775		1	0.0%
319.597		1	0.0%
322.785		1	0.0%
326.77		3	0.1%
330.755		4	0.1%
334.74		1	0.0%
338.725		10	0.3%
342.71		3	0.1%
346.695		3	0.1%
350.68		2	0.1%
354.665		8	0.3%
358.2515		1	0.0%
358.65		33	1.0%
359.8455		1	0.0%
362.635		2	0.1%
365.026		1	0.0%
366.62		4	0.1%
370.605		2	0.1%
374.59		2	0.1%
375.387		1	0.0%
378.575		11	0.3%
382.56		7	0.2%
386.545		2	0.1%
390.53		11	0.3%
391.6458		1	0.0%
394.515		2	0.1%
395.312		1	0.0%
398.1015		1	0.0%
398.5		51	1.6%
399.49625		1	0.0%
402.485		1	0.0%
403.282		1	0.0%
404.4775		1	0.0%
405.7527		1	0.0%
406.47		4	0.1%
409.2595		1	0.0%
409.61815		1	0.0%
410.455		2	0.1%
411.252		1	0.0%
414.44		3	0.1%

# **# b1008: Average net income of all hh members during last 12 mnths (W2)**

Value	Label	Cases	Percentage
418.425		14	0.4%
422.41		4	0.1%
426.395		3	0.1%
430.38		4	0.1%
438.35		26	0.8%
442.335		1	0.0%
446.32		4	0.1%
448.711		1	0.0%
454.29		1	0.0%
458.275		3	0.1%
462.26		1	0.0%
466.245		1	0.0%
470.23		1	0.0%
474.215		1	0.0%
478.2		31	1.0%
481.7068		1	0.0%
482.185		1	0.0%
486.17		1	0.0%
490.155		1	0.0%
494.14		2	0.1%
498.125		6	0.2%
506.095		1	0.0%
518.05		20	0.6%
530.005		4	0.1%
537.975		7	0.2%
545.945		1	0.0%
548.336		1	0.0%
549.93		1	0.0%
557.9		22	0.7%
577.825		4	0.1%
587.7875		1	0.0%
589.78		1	0.0%
597.75		55	1.7%
605.72		2	0.1%
617.675		6	0.2%
621.66		1	0.0%
625.2465		1	0.0%
629.63		4	0.1%
633.615		1	0.0%
637.6		37	1.2%
641.585		3	0.1%
643.5775		1	0.0%
645.57		3	0.1%
647.5625		1	0.0%
656.728		1	0.0%

# b1008: Average net income of all hh members during last 12 mnths (W2)

Value	Label	Cases	Percentage
657.525		13	0.4%
661.51		3	0.1%
665.495		1	0.0%
669.48		1	0.0%
673.465		3	0.1%
677.45		49	1.6%
681.435		5	0.2%
685.42		2	0.1%
687.4125		1	0.0%
689.405		2	0.1%
697.375		12	0.4%
699.3675		1	0.0%
699.766		1	0.0%
709.33		3	0.1%
717.3		79	2.5%
720.488		1	0.0%
721.285		1	0.0%
725.27		3	0.1%
729.255		3	0.1%
733.24		1	0.0%
737.225		17	0.5%
745.195		1	0.0%
749.18		1	0.0%
753.165		1	0.0%
757.15		31	1.0%
761.135		2	0.1%
765.12		1	0.0%
769.105		2	0.1%
777.075		7	0.2%
781.17955		1	0.0%
792.218		1	0.0%
793.015		1	0.0%
796.203		1	0.0%
797		102	3.2%
806.9625		1	0.0%
816.925		4	0.1%
828.88		1	0.0%
836.85		33	1.0%
856.775		5	0.2%
860.76		1	0.0%
862.7525		1	0.0%
864.745		1	0.0%
868.73		1	0.0%
876.7		49	1.6%
896.625		4	0.1%



# **# b1008: Average net income of all hh members during last 12 mnths (W2)**

Value	Label	Cases	Percentage
916.55		29	0.9%
936.475		3	0.1%
948.43		1	0.0%
952.415		1	0.0%
956.4		29	0.9%
964.37		1	0.0%
968.355		1	0.0%
970.8257		1	0.0%
976.325		3	0.1%
988.28		1	0.0%
992.265		1	0.0%
996.25		77	2.4%
1004.22		2	0.1%
1008.205		1	0.0%
1016.175		5	0.2%
1028.13		1	0.0%
1036.1		26	0.8%
1046.461		1	0.0%
1056.025		3	0.1%
1063.995		1	0.0%
1075.95		31	1.0%
1079.935		1	0.0%
1085.9125		1	0.0%
1095.875		3	0.1%
1115.8		32	1.0%
1127.755		1	0.0%
1135.725		6	0.2%
1155.65		12	0.4%
1179.56		1	0.0%
1195.5		99	3.1%
1215.425		2	0.1%
1235.35		12	0.4%
1255.275		1	0.0%
1275.2		14	0.4%
1283.17		1	0.0%
1295.125		1	0.0%
1315.05		25	0.8%
1323.02		1	0.0%
1334.975		5	0.2%
1354.9		16	0.5%
1362.87		1	0.0%
1374.825		1	0.0%
1386.78		1	0.0%
1394.75		47	1.5%
1398.735		1	0.0%

## # b1008: Average net income of all hh members during last 12 mnths (W2)

Value	Label	Cases	Percentage
1414.675		1	0.0%
1434.6		19	0.6%
1474.45		11	0.3%
1494.375		2	0.1%
1498.36		2	0.1%
1514.3		22	0.7%
1534.225		1	0.0%
1550.165		1	0.0%
1554.15		7	0.2%
1562.12		1	0.0%
1594		58	1.8%
1633.85		2	0.1%
1665.73		1	0.0%
1673.7		5	0.2%
1713.55		6	0.2%
1753.4		3	0.1%
1793.25		17	0.5%
1833.1		1	0.0%
1853.025		1	0.0%
1872.95		3	0.1%
1912.8		3	0.1%
1932.725		1	0.0%
1952.65		1	0.0%
1992.5		34	1.1%
2032.35		1	0.0%
2072.2		3	0.1%
2191.75		9	0.3%
2231.6		1	0.0%
2271.45		2	0.1%
2311.3		1	0.0%
2351.15		1	0.0%
2391		13	0.4%
2470.7		1	0.0%
2550.4		1	0.0%
2590.25		2	0.1%
2789.5		7	0.2%
2869.2		2	0.1%
2988.75		2	0.1%
3028.6		1	0.0%
3387.25		2	0.1%
3586.5		2	0.1%
3985		1	0.0%
4782		1	0.0%
15541.5		1	0.0%
99999997	does not know	0	

# b1008: Average net income of all hh members during last 12 mnths (W2)			
Value	Label	Cases	Percentage
99999998	refusal	0	
99999999	no response/not applicable	2	
Warning: these figures indicate the number of cases found in the data file. They cannot be interpreted as summary statistics of the population of interest.			
# b1008u: Time unit of income (W2)			
Information	[Type= discrete] [Format=numeric] [Range= 1-1802] [Missing=*/7/8/9]		
Statistics [NW/ W]	[Valid=3148 /-] [Invalid=1 /-]		
Definition	Q 1108		
Literal question	If you add up the income from all sources received during the last 12 months, what is your household's total net income from all members including yourself? Please state the net income, which means after deductions for taxes and social security.		
Post-question	Write in. If R gave the answer per month, probe: Does this sum describe the average income of your household over the last 12 months? [If not] Please tell me the average value over the last 12 months.		
Value	Label	Cases	Percentage
1	month	0	
2	year	3148	100.0%
7	does not know	0	
8	refusal	0	
9	no response/not applicable	0	
Sysmiss		1	
Warning: these figures indicate the number of cases found in the data file. They cannot be interpreted as summary statistics of the population of interest.			
# b1008mnth: Average monthly net income of all HH members (last 12 months)(Euros) (W2)			
Information	[Type= discrete] [Format=numeric] [Range= 0-100000000] [Missing=*/99999997/99999998/99999999]		
Statistics [NW/ W]	[Valid=3149 /-] [Invalid=0 /-] [Mean=64045.233 /-] [StdDev=2519749.545 /-]		
Definition	Derived variable from Q 1108		
Literal question	If you add up the income from all sources received during the last 12 months, what is your household's total net income from all members including yourself? Please state the net income, which means after deductions for taxes and social security.		
Post-question	Write in. If R gave the answer per month, probe: Does this sum describe the average income of your household over the last 12 months? [If not] Please tell me the average value over the last 12 months.		
Notes	Frequencies per year were converted to frequency per month. Values have been rounded to 1/10; values exceeding 1 have been rounded to the nearest integer.		
Value	Label	Cases	Percentage
1		1	0.0%
4		1321	41.9%
40		1	0.0%
56		2	0.1%
60		1	0.0%
68		2	0.1%
80		1	0.0%
120		1	0.0%
139		1	0.0%
159		3	0.1%
170		1	0.0%

# b1008mnth: Average monthly net income of all HH members (last 12 months)(Euros) (W2)

Value	Label	Cases	Percentage
171		1	0.0%
179		4	0.1%
199		7	0.2%
215		1	0.0%
219		1	0.0%
223		2	0.1%
231		1	0.0%
239		12	0.4%
249		1	0.0%
251		1	0.0%
253		1	0.0%
259		4	0.1%
267		4	0.1%
271		1	0.0%
274		1	0.0%
275		3	0.1%
279		12	0.4%
281		1	0.0%
287		1	0.0%
289		1	0.0%
290		1	0.0%
291		2	0.1%
295		1	0.0%
299		11	0.3%
303		2	0.1%
307		3	0.1%
311		8	0.3%
314		1	0.0%
315		1	0.0%
319		32	1.0%
320		1	0.0%
323		1	0.0%
327		3	0.1%
331		4	0.1%
335		1	0.0%
339		10	0.3%
343		3	0.1%
347		3	0.1%
351		2	0.1%
355		8	0.3%
358		1	0.0%
359		33	1.0%
360		1	0.0%
363		2	0.1%
365		1	0.0%

# b1008mnth: Average monthly net income of all HH members (last 12 months)(Euros) (W2)

Value	Label	Cases	Percentage
367		4	0.1%
371		2	0.1%
375		3	0.1%
379		11	0.3%
383		7	0.2%
387		2	0.1%
391		11	0.3%
392		1	0.0%
395		3	0.1%
398		1	0.0%
399		52	1.7%
402		1	0.0%
403		1	0.0%
404		1	0.0%
406		5	0.2%
409		1	0.0%
410		3	0.1%
411		1	0.0%
414		3	0.1%
418		14	0.4%
422		4	0.1%
426		3	0.1%
430		4	0.1%
438		26	0.8%
442		1	0.0%
446		4	0.1%
449		1	0.0%
454		1	0.0%
458		3	0.1%
462		1	0.0%
466		1	0.0%
470		1	0.0%
474		1	0.0%
478		31	1.0%
482		2	0.1%
486		1	0.0%
490		1	0.0%
494		2	0.1%
498		6	0.2%
506		1	0.0%
518		20	0.6%
530		4	0.1%
538		7	0.2%
546		1	0.0%
548		1	0.0%

# b1008mnth: Average monthly net income of all HH members (last 12 months)(Euros) (W2)

Value	Label	Cases	Percentage
550		1	0.0%
558		22	0.7%
578		4	0.1%
588		1	0.0%
590		1	0.0%
598		55	1.7%
606		2	0.1%
618		6	0.2%
622		1	0.0%
625		1	0.0%
630		4	0.1%
634		1	0.0%
638		37	1.2%
642		3	0.1%
644		1	0.0%
646		3	0.1%
648		1	0.0%
657		1	0.0%
658		13	0.4%
662		3	0.1%
665		1	0.0%
669		1	0.0%
673		3	0.1%
677		49	1.6%
681		5	0.2%
685		2	0.1%
687		1	0.0%
689		2	0.1%
697		12	0.4%
699		1	0.0%
700		1	0.0%
709		3	0.1%
717		79	2.5%
720		1	0.0%
721		1	0.0%
725		3	0.1%
729		3	0.1%
733		1	0.0%
737		17	0.5%
745		1	0.0%
749		1	0.0%
753		1	0.0%
757		31	1.0%
761		2	0.1%
765		1	0.0%

## # b1008mnth: Average monthly net income of all HH members (last 12 months)(Euros) (W2)

Value	Label	Cases	Percentage
769		2	0.1%
777		7	0.2%
781		1	0.0%
792		1	0.0%
793		1	0.0%
796		1	0.0%
797		102	3.2%
807		1	0.0%
817		4	0.1%
829		1	0.0%
837		33	1.0%
857		5	0.2%
861		1	0.0%
863		1	0.0%
865		1	0.0%
869		1	0.0%
877		49	1.6%
897		4	0.1%
917		29	0.9%
936		3	0.1%
948		1	0.0%
952		1	0.0%
956		29	0.9%
964		1	0.0%
968		1	0.0%
971		1	0.0%
976		3	0.1%
988		1	0.0%
992		1	0.0%
996		77	2.4%
1004		2	0.1%
1008		1	0.0%
1016		5	0.2%
1028		1	0.0%
1036		26	0.8%
1046		1	0.0%
1056		3	0.1%
1064		1	0.0%
1076		31	1.0%
1080		1	0.0%
1086		1	0.0%
1096		3	0.1%
1116		32	1.0%
1128		1	0.0%
1136		6	0.2%

# b1008mnth: Average monthly net income of all HH members (last 12 months)(Euros) (W2)

Value	Label	Cases	Percentage
1156		12	0.4%
1180		1	0.0%
1196		99	3.1%
1215		2	0.1%
1235		12	0.4%
1255		1	0.0%
1275		14	0.4%
1283		1	0.0%
1295		1	0.0%
1315		25	0.8%
1323		1	0.0%
1335		5	0.2%
1355		16	0.5%
1363		1	0.0%
1375		1	0.0%
1387		1	0.0%
1395		47	1.5%
1399		1	0.0%
1415		1	0.0%
1435		19	0.6%
1474		11	0.3%
1494		2	0.1%
1498		2	0.1%
1514		22	0.7%
1534		1	0.0%
1550		1	0.0%
1554		7	0.2%
1562		1	0.0%
1594		58	1.8%
1634		2	0.1%
1666		1	0.0%
1674		5	0.2%
1714		6	0.2%
1753		3	0.1%
1793		17	0.5%
1833		1	0.0%
1853		1	0.0%
1873		3	0.1%
1913		3	0.1%
1933		1	0.0%
1953		1	0.0%
1993		34	1.1%
2032		1	0.0%
2072		3	0.1%
2192		9	0.3%



# b1008mnth: Average monthly net income of all HH members (last 12 months)(Euros) (W2)			
Value	Label	Cases	Percentage
2232		1	0.0%
2271		2	0.1%
2311		1	0.0%
2351		1	0.0%
2391		13	0.4%
2471		1	0.0%
2550		1	0.0%
2590		2	0.1%
2790		7	0.2%
2869		2	0.1%
2989		2	0.1%
3029		1	0.0%
3387		2	0.1%
3587		2	0.1%
3985		1	0.0%
4782		1	0.0%
15542		1	0.0%
100000000		2	0.1%
99999997	does not know	0	
99999998	refusal	0	
99999999	no response/not applicable	0	
Warning: these figures indicate the number of cases found in the data file. They cannot be interpreted as summary statistics of the population of interest.			
# b1009: Approximate range of mnthly income of the hh (W2)			
Information	[Type= discrete] [Format=numeric] [Range= 1-2811] [Missing=*/97/98/99]		
Statistics [NW/ W]	[Valid=689 /-] [Invalid=2460 /-]		
Definition	<p>Q 1109</p> <p>Only country-specific values:</p> <p>- BGR: seven items in leva "1101-up to 200 leva (102 Eur)", "1102-201-300 leva (103-153 Eur)", "1103-301-400 leva (154-204 Eur)", "1104-401-600 leva (205-306 Eur)", "1105-601-800 leva (307-409 Eur)", "1106-801-1000 leva (410-511 Eur)", "1107-1001 and more leva (512 and more Eur)".</p> <p>- GEO: nine items in GEL "1301-50 GEL (22 euro) and less", "1302-50-100 GEL (22-44 euro)", "1303-100-150 GEL (44-66 euro)", "1304-150-200 GEL (66-88 euro)", "1305-200-300 GEL (88-132 euro)", "1306-300-400 GEL (132-175 euro)", "1307-400-500 GEL (175-219 euro)", "1308-500-1000 GEL (219-438 euro)", "1309-1000 GEL (438 euro) and more".</p> <p>- CZE: eleven items in Czech crown: "2801-less than 4999 CZK", "2802-500-6999 CZK", "2803-7000-8999 CZK", "2804-9000-11999 CZK", "2805-12000-14999 CZK", "2806-15000-16999 CZK", "2807-17000-19999 CZK", "2808-20000-24999 CZK", "2809-25000-29999 CZK", "2810-30000-39999 CZK", "2811-more than 40000 CZK".</p> <p>- LTU: nineteen items in Lithuanian Litas "2501-200 LTL or less", "2502-201-400 LTL", "2503-401-600 LTL", "2504-601-800 LTL", "2505-801-1000 LTL", "2506-1001-1200 LTL", "2507-1201-1400 LTL", "2508-1401-1600 LTL", "2509-1601-1800 LTL", "2510-1801-2000 LTL", "2511-2001-2500 LTL", "2512-2501-3000 LTL", "2513-3001-3500 LTL", "2514-3501-4000 LTL", "2515-4001-4500 LTL", "2516-4501-5000 LTL", "2517-5001-7000 LTL", "2518-7001-10 000 LTL", "2519-10 000 LTL and more".</p> <p>- POL: "2601-&lt; 499 zł", "2602-500 - 899 zł", "2603-900 – 1 099 zł", "2604-1 100 – 1 299 zł", "2605-1 300 – 1 499 zł", "2606-1 500 – 1 799 zł", "2607-1 800 – 2 099 zł", "2608-2 100 – 2 499 zł", "2609-2 500 – 2 999 zł", "2610-3 000 – 3 999 zł", "2611-4 000 – 5 999 zł", "2612-6 000 – 9 999 zł", "2613-&gt; 10 000 zł".</p>		
Pre-question	Card 960: Income Range		
Literal question	Please look at this card and give me the approximate range of the net monthly income of your household.		
Value	Label	Cases	Percentage
1	499 Eur or less	0	

**# b1009: Approximate range of mnthly income of the hh (W2)**

Value	Label	Cases	Percentage
2	500 to 999 Eur	0	
3	1,000 to 1,499 Eur	0	
4	1,500 to 1,999 Eur	0	
5	2,000 to 2,499 Eur	0	
6	2,500 to 2,999 Eur	0	
7	3,000 to 4,999 Eur	0	
8	5,000 Eur or more	0	
1101	up to 200 leva (102 Eur)	0	
1102	201-300 leva (103-153 Eur)	0	
1103	301-400 leva (154-204 Eur)	0	
1104	401-600 leva (205-306 Eur)	0	
1105	601-800 leva (307-409 Eur)	0	
1106	801-1000 leva (410-511 Eur)	0	
1107	1001 and more leva (512 and more Eur)	0	
1301	50 GEL (22 euro) and less	0	
1302	50-100 GEL (22-44 euro)	0	
1303	100-150 GEL (44-66 euro)	0	
1304	150-200 GEL (66-88 euro)	0	
1305	200-300 GEL (88-132 euro)	0	
1306	300-400 GEL (132-175 euro)	0	
1307	400-500 GEL (175-219 euro)	0	
1308	500-1000 GEL (219-438 euro)	0	
1309	1000 GEL (438 euro) and more	0	
2501	200 LTL or less	0	
2502	201-400 LTL	0	
2503	401-600 LTL	0	
2504	601-800 LTL	0	
2505	801-1000 LTL	0	
2506	1001-1200 LTL	0	
2507	1201-1400 LTL	0	
2508	1401-1600 LTL	0	
2509	1601-1800 LTL	0	
2510	1801-2000 LTL	0	
2511	2001-2500 LTL	0	
2512	2501-3000 LTL	0	
2513	3001-3500 LTL	0	
2514	3501-4000 LTL	0	
2515	4001-4500 LTL	0	
2516	4501-5000 LTL	0	
2517	5001-7000 LTL	0	
2518	7001-10 000 LTL	0	
2519	10 000 LTL and more	0	
2601	< 499 zł	0	
2602	500 - 899 zł	0	
2603	900 – 1 099 zł	0	

# b1009: Approximate range of mnthly income of the hh (W2)			
Value	Label	Cases	Percentage
2604	1 100 – 1 299 zł	0	
2605	1 300 – 1 499 zł	0	
2606	1 500 – 1 799 zł	0	
2607	1 800 – 2 099 zł	0	
2608	2 100 – 2 499 zł	0	
2609	2 500 – 2 999 zł	0	
2610	3 000 – 3 999 zł	0	
2611	4 000 – 5 999 zł	0	
2612	6 000 – 9 999 zł	0	
2613	> 10 000 zł	0	
2801	less than 4999 CZK	3	<div><div></div>0.4%</div>
2802	500-6999 CZK	8	<div><div></div>1.2%</div>
2803	7000-8999 CZK	16	<div><div></div>2.3%</div>
2804	9000-11999 CZK	49	<div><div></div>7.1%</div>
2805	12000-14999 CZK	41	<div><div></div>6.0%</div>
2806	15000-16999 CZK	140	<div><div></div>20.3%</div>
2807	17000-19999 CZK	111	<div><div></div>16.1%</div>
2808	20000-24999 CZK	102	<div><div></div>14.8%</div>
2809	25000-29999 CZK	112	<div><div></div>16.3%</div>
2810	30000-39999 CZK	70	<div><div></div>10.2%</div>
2811	more than 40000 CZK	37	<div><div></div>5.4%</div>
97	does not know	143	
98	refusal	485	
99	no response/not applicable	0	
Sysmiss		1832	
Warning: these figures indicate the number of cases found in the data file. They cannot be interpreted as summary statistics of the population of interest.			
# b1010: Any transfer (money etc.) received by R or partner/spouse from person outside hh (W2)			
Information	[Type= discrete] [Format=numeric] [Range= 1-99] [Missing=*/7/8/9]		
Statistics [NW/ W]	[Valid=3148 /-] [Invalid=1 /-]		
Definition	Q 1110		
Literal question	During the last 12 months, have you or your partner/spouse received for one time, occasionally, or regularly money, assets, or goods of substantive value from a person outside the household? Please think also about land and property or inheritance that was transferred to you or your partner/spouse during this time.		
Value	Label	Cases	Percentage
1	yes	110	<div><div></div>3.5%</div>
2	no	3038	<div><div></div>96.5%</div>
7	does not know	0	
8	refusal	0	
9	no response/not applicable	1	
Warning: these figures indicate the number of cases found in the data file. They cannot be interpreted as summary statistics of the population of interest.			
# b1011_1: Person 1 who provided money, goods or assets (W2)			
Information	[Type= discrete] [Format=numeric] [Range= 1-2602] [Missing=*/97/98/99]		
Statistics [NW/ W]	[Valid=110 /-] [Invalid=3039 /-]		
Definition	Q 1111		

# b1011_1: Person 1 who provided money, goods or assets (W2)			
	- GEO: two additional items "1301 - confessor", "1302 - partner or spouse of a child". - NLD: two additional item "1801 - both parents", "1802 - child(paid)". - POL: two additional items "2601-daughter of R's partner/spouse", "2602-son of R's partner/spouse".		
<b>Universe</b>	If code 1 on Q 1110		
<b>Literal question</b>	Who has given you that?		
<b>Post-question</b>	Ask 1012-1113 about each mentioned person.		
Value	Label	Cases	Percentage
1	partner/spouse	1	0.9%
2	mother	42	38.2%
3	father	13	11.8%
4	mother of R's partner/spouse	6	5.5%
5	father of R's partner/spouse	4	3.6%
6	son	6	5.5%
7	daughter	4	3.6%
8	step-son	0	
9	step-daughter	0	
10	grandmother	6	5.5%
11	grandfather	3	2.7%
12	granddaughter	0	
13	grandson	0	
14	sister	4	3.6%
15	brother	1	0.9%
16	another relative	3	2.7%
17	friend,acquaintance, neighbour, colleague	3	2.7%
18	other person	1	0.9%
19	an organisation or a company	13	11.8%
1301	confessor	0	
1302	partner or spouse of a child	0	
1801	both parents	0	
1802	child(paid)	0	
2601	daughter of R's partner/spouse	0	
2602	son of R's partner/spouse	0	
97	does not know	0	
98	refusal	0	
99	no response/not applicable	0	
Sysmiss		3039	
Warning: these figures indicate the number of cases found in the data file. They cannot be interpreted as summary statistics of the population of interest.			
# b1011_2: Person 2 who provided money, goods or assets (W2)			
<b>Information</b>	[Type= discrete] [Format=numeric] [Range= 1-2602] [Missing=*/97/98/99]		
<b>Statistics [NW/ W]</b>	[Valid=30 /-] [Invalid=3119 /-]		
<b>Definition</b>	Q 1111  - GEO: two additional items "1301 - confessor", "1302 - partner or spouse of a child". - NLD: two additional item "1801 - both parents", "1802 - child(paid)". - POL: two additional items "2601-daughter of R's partner/spouse", "2602-son of R's partner/spouse".		
<b>Universe</b>	If code 1 on Q 1110		
<b>Literal question</b>	Who has given you that?		

# b1011_2: Person 2 who provided money, goods or assets (W2)			
Post-question		Ask 1012-1113 about each mentioned person.	
Value	Label	Cases	Percentage
1	partner/spouse	0	
2	mother	1	<div><div></div></div> 3.3%
3	father	21	<div><div></div></div> 70.0%
4	mother of R's partner/spouse	1	<div><div></div></div> 3.3%
5	father of R's partner/spouse	3	<div><div></div></div> 10.0%
6	son	0	
7	daughter	0	
8	step-son	0	
9	step-daughter	0	
10	grandmother	0	
11	grandfather	0	
12	granddaughter	0	
13	grandson	0	
14	sister	0	
15	brother	0	
16	another relative	2	<div><div></div></div> 6.7%
17	friend,acquaintance, neighbour, colleague	0	
18	other person	1	<div><div></div></div> 3.3%
19	an organisation or a company	1	<div><div></div></div> 3.3%
1301	confessor	0	
1302	partner or spouse of a child	0	
1801	both parents	0	
1802	child(paid)	0	
2601	daughter of R's partner/spouse	0	
2602	son of R's partner/spouse	0	
97	does not know	0	
98	refusal	0	
99	no response/not applicable	80	
Sysmiss		3039	
Warning: these figures indicate the number of cases found in the data file. They cannot be interpreted as summary statistics of the population of interest.			
# b1011_3: Person 3 who provided money, goods or assets (W2)			
Information	[Type= discrete] [Format=numeric] [Range= 1-2602] [Missing=*/97/98/99]		
Statistics [NW/ W]	[Valid=8 /-] [Invalid=3141 /-]		
Definition	Q 1111  - GEO: two additional items "1301 - confessor", "1302 - partner or spouse of a child". - NLD: two additional item "1801 - both parents", "1802 - child(paid)". - POL: two additional items "2601-daughter of R's partner/spouse", "2602-son of R's partner/spouse".		
Universe	If code 1 on Q 1110		
Literal question	Who has given you that?		
Post-question	Ask 1012-1113 about each mentioned person.		
Value	Label	Cases	Percentage
1	partner/spouse	0	
2	mother	0	

### # b1011\_3: Person 3 who provided money, goods or assets (W2)

Value	Label	Cases	Percentage
3	father	1	12.5%
4	mother of R's partner/spouse	3	37.5%
5	father of R's partner/spouse	2	25.0%
6	son	0	
7	daughter	0	
8	step-son	0	
9	step-daughter	0	
10	grandmother	2	25.0%
11	grandfather	0	
12	granddaughter	0	
13	grandson	0	
14	sister	0	
15	brother	0	
16	another relative	0	
17	friend,acquaintance, neighbour, colleague	0	
18	other person	0	
19	an organisation or a company	0	
1301	confessor	0	
1302	partner or spouse of a child	0	
1801	both parents	0	
1802	child(paid)	0	
2601	daughter of R's partner/spouse	0	
2602	son of R's partner/spouse	0	
97	does not know	0	
98	refusal	0	
99	no response/not applicable	102	
Sysmiss		3039	

Warning: these figures indicate the number of cases found in the data file. They cannot be interpreted as summary statistics of the population of interest.

### # b1011\_4: Person 4 who provided money, goods or assets (W2)

<b>Information</b>	[Type= discrete] [Format=numeric] [Range= 1-2602] [Missing=*/97/98/99]		
<b>Statistics [NW/ W]</b>	[Valid=6 /-] [Invalid=3143 /-]		
<b>Definition</b>	Q 1111  - GEO: two additional items "1301 - confessor", "1302 - partner or spouse of a child". - NLD: two additional item "1801 - both parents", "1802 - child(paid)". - POL: two additional items "2601-daughter of R's partner/spouse", "2602-son of R's partner/spouse".		
<b>Universe</b>	If code 1 on Q 1110		
<b>Literal question</b>	Who has given you that?		
<b>Post-question</b>	Ask 1012-1113 about each mentioned person.		
Value	Label	Cases	Percentage
1	partner/spouse	0	
2	mother	0	
3	father	0	
4	mother of R's partner/spouse	0	
5	father of R's partner/spouse	2	33.3%

# b1011_4: Person 4 who provided money, goods or assets (W2)			
Value	Label	Cases	Percentage
6	son	0	
7	daughter	0	
8	step-son	0	
9	step-daughter	0	
10	grandmother	2	33.3%
11	grandfather	1	16.7%
12	granddaughter	0	
13	grandson	0	
14	sister	0	
15	brother	0	
16	another relative	1	16.7%
17	friend,acquaintance, neighbour, colleague	0	
18	other person	0	
19	an organisation or a company	0	
1301	confessor	0	
1302	partner or spouse of a child	0	
1801	both parents	0	
1802	child(paid)	0	
2601	daughter of R's partner/spouse	0	
2602	son of R's partner/spouse	0	
97	does not know	0	
98	refusal	0	
99	no response/not applicable	104	
Sysmiss		3039	
Warning: these figures indicate the number of cases found in the data file. They cannot be interpreted as summary statistics of the population of interest.			
# b1011_5: Person 5 who provided money, goods or assets (W2)			
Information	[Type= discrete] [Format=numeric] [Range= 1-2602] [Missing=*/97/98/99]		
Statistics [NW/ W]	[Valid=4 /-] [Invalid=3145 /-]		
Definition	Q 1111  - GEO: two additional items "1301 - confessor", "1302 - partner or spouse of a child". - NLD: two additional item "1801 - both parents", "1802 - child(paid)". - POL: two additional items "2601-daughter of R's partner/spouse", "2602-son of R's partner/spouse".		
Universe	If code 1 on Q 1110		
Literal question	Who has given you that?		
Post-question	Ask 1012-1113 about each mentioned person.		
Value	Label	Cases	Percentage
1	partner/spouse	0	
2	mother	0	
3	father	0	
4	mother of R's partner/spouse	0	
5	father of R's partner/spouse	0	
6	son	0	
7	daughter	0	
8	step-son	0	

# b1011_5: Person 5 who provided money, goods or assets (W2)			
Value	Label	Cases	Percentage
9	step-daughter	0	
10	grandmother	0	
11	grandfather	1	25.0%
12	granddaughter	0	
13	grandson	0	
14	sister	0	
15	brother	1	25.0%
16	another relative	1	25.0%
17	friend,acquaintance, neighbour, colleague	1	25.0%
18	other person	0	
19	an organisation or a company	0	
1301	confessor	0	
1302	partner or spouse of a child	0	
1801	both parents	0	
1802	child(paid)	0	
2601	daughter of R's partner/spouse	0	
2602	son of R's partner/spouse	0	
97	does not know	0	
98	refusal	0	
99	no response/not applicable	106	
Sysmiss		3039	
Warning: these figures indicate the number of cases found in the data file. They cannot be interpreted as summary statistics of the population of interest.			
# b1013_1: Transfer from person 1 one-time, occasional or regular transfer (W2)			
Information	[Type= discrete] [Format=numeric] [Range= 1-3] [Missing=*/7/8/9]		
Statistics [NW/ W]	[Valid=110 /-] [Invalid=3039 /-]		
Definition	Q 1112		
Universe	If code 1 on Q 1110		
Literal question	Was it a one-time, occasional or a regular transfer?		
Value	Label	Cases	Percentage
1	one-time	81	73.6%
2	occasional	17	15.5%
3	regular	12	10.9%
7	does not know	0	
8	refusal	0	
9	no response/not applicable	0	
Sysmiss		3039	
Warning: these figures indicate the number of cases found in the data file. They cannot be interpreted as summary statistics of the population of interest.			
# b1013_2: Transfer from person 2 one-time, occasional or regular transfer (W2)			
Information	[Type= discrete] [Format=numeric] [Range= 1-3] [Missing=*/7/8/9]		
Statistics [NW/ W]	[Valid=30 /-] [Invalid=3119 /-]		
Definition	Q 1112		
Universe	If code 1 on Q 1110		
Literal question	Was it a one-time, occasional or a regular transfer?		



# b1013_2: Transfer from person 2 one-time, occasional or regular transfer (W2)			
Value	Label	Cases	Percentage
1	one-time	23	<div><div></div></div> 76.7%
2	occasional	4	<div><div></div></div> 13.3%
3	regular	3	<div><div></div></div> 10.0%
7	does not know	0	
8	refusal	0	
9	no response/not applicable	80	
Sysmiss		3039	
Warning: these figures indicate the number of cases found in the data file. They cannot be interpreted as summary statistics of the population of interest.			
# b1013_3: Transfer from person 3 one-time, occasional or regular transfer (W2)			
Information	[Type= discrete] [Format=numeric] [Range= 1-3] [Missing=*/7/8/9]		
Statistics [NW/ W]	[Valid=8 /-] [Invalid=3141 /-]		
Definition	Q 1112		
Universe	If code 1 on Q 1110		
Literal question	Was it a one-time, occasional or a regular transfer?		
Value	Label	Cases	Percentage
1	one-time	4	<div><div></div></div> 50.0%
2	occasional	3	<div><div></div></div> 37.5%
3	regular	1	<div><div></div></div> 12.5%
7	does not know	0	
8	refusal	0	
9	no response/not applicable	102	
Sysmiss		3039	
Warning: these figures indicate the number of cases found in the data file. They cannot be interpreted as summary statistics of the population of interest.			
# b1013_4: Transfer from person 4 one-time, occasional or regular transfer (W2)			
Information	[Type= discrete] [Format=numeric] [Range= 1-3] [Missing=*/7/8/9]		
Statistics [NW/ W]	[Valid=6 /-] [Invalid=3143 /-]		
Definition	Q 1112		
Universe	If code 1 on Q 1110		
Literal question	Was it a one-time, occasional or a regular transfer?		
Value	Label	Cases	Percentage
1	one-time	4	<div><div></div></div> 66.7%
2	occasional	2	<div><div></div></div> 33.3%
3	regular	0	
7	does not know	0	
8	refusal	0	
9	no response/not applicable	104	
Sysmiss		3039	
Warning: these figures indicate the number of cases found in the data file. They cannot be interpreted as summary statistics of the population of interest.			
# b1013_5: Transfer from person 5 one-time, occasional or regular transfer (W2)			
Information	[Type= discrete] [Format=numeric] [Range= 1-3] [Missing=*/7/8/9]		
Statistics [NW/ W]	[Valid=4 /-] [Invalid=3145 /-]		
Definition	Q 1112		

# b1013_5: Transfer from person 5 one-time, occasional or regular transfer (W2)				
Universe		If code 1 on Q 1110		
Literal question		Was it a one-time, occasional or a regular transfer?		
Value	Label	Cases	Percentage	
1	one-time	2		50.0%
2	occasional	2		50.0%
3	regular	0		
7	does not know	0		
8	refusal	0		
9	no response/not applicable	106		
Sysmiss		3039		
Warning: these figures indicate the number of cases found in the data file. They cannot be interpreted as summary statistics of the population of interest.				
# b1014_1: Cash value of transfer received from person 1 within last 12 mnths				
Information		[Type= continuous] [Format=numeric] [Range= 0.19925-79700] [Missing=*/99999997/99999998/99999999]		
Statistics [NW/ W]		[Valid=71 -/] [Invalid=3078 -/] [Mean=6476.594 -/] [StdDev=15708.942 -/]		
Definition		Q 1113		
Universe		If code 1 on Q 1110		
Literal question		What was the total cash value of the money, assets, or goods that you or your partner/spouse received from this person within the last 12 months?		
Value	Label	Cases	Percentage	
99999997	does not know	0		
99999998	refusal	0		
99999999	no response/not applicable	39		
Warning: these figures indicate the number of cases found in the data file. They cannot be interpreted as summary statistics of the population of interest.				
# b1014_2: Cash value of transfer received from person 2 within last 12 mnths				
Information		[Type= continuous] [Format=numeric] [Range= 59.775-79700] [Missing=*/99999997/99999998/99999999]		
Statistics [NW/ W]		[Valid=16 -/] [Invalid=3133 -/] [Mean=17218.936 -/] [StdDev=24671.358 -/]		
Definition		Q 1113		
Universe		If code 1 on Q 1110		
Literal question		What was the total cash value of the money, assets, or goods that you or your partner/spouse received from this person within the last 12 months?		
Value	Label	Cases	Percentage	
99999997	does not know	0		
99999998	refusal	0		
99999999	no response/not applicable	94		
Warning: these figures indicate the number of cases found in the data file. They cannot be interpreted as summary statistics of the population of interest.				
# b1014_3: Cash value of transfer received from person 3 within last 12 mnths				
Information		[Type= continuous] [Format=numeric] [Range= 79.7-5977.5] [Missing=*/99999997/99999998/99999999]		
Statistics [NW/ W]		[Valid=3 -/] [Invalid=3146 -/] [Mean=2125.333 -/] [StdDev=3338.216 -/]		
Definition		Q 1113		
Universe		If code 1 on Q 1110		
Literal question		What was the total cash value of the money, assets, or goods that you or your partner/spouse received from this person within the last 12 months?		

# b1014_3: Cash value of transfer received from person 3 within last 12 mnths			
Value	Label	Cases	Percentage
99999997	does not know	0	
99999998	refusal	0	
99999999	no response/not applicable	107	
<i>Warning: these figures indicate the number of cases found in the data file. They cannot be interpreted as summary statistics of the population of interest.</i>			
# b1014_4: Cash value of transfer received from person 4 within last 12 mnths			
Information	[Type= continuous] [Format=numeric] [Range= 19.925-1992.5] [Missing=*/99999997/99999998/99999999]		
Statistics [NW/ W]	[Valid=2 /-] [Invalid=3147 /-] [Mean=1006.212 /-] [StdDev=1394.821 /-]		
Definition	Q 1113		
Universe	If code 1 on Q 1110		
Literal question	What was the total cash value of the money, assets, or goods that you or your partner/spouse received from this person within the last 12 months?		
Value	Label	Cases	Percentage
99999997	does not know	0	
99999998	refusal	0	
99999999	no response/not applicable	108	
<i>Warning: these figures indicate the number of cases found in the data file. They cannot be interpreted as summary statistics of the population of interest.</i>			

# b1014_5: Cash value of transfer received from person 5 within last 12 mnths			
Information	[Type= continuous] [Format=numeric] [Range= 119.55-2789.5] [Missing=*/99999997/99999998/99999999]		
Statistics [NW/ W]	[Valid=2 /-] [Invalid=3147 /-] [Mean=1454.525 /-] [StdDev=1887.94 /-]		
Definition	Q 1113		
Universe	If code 1 on Q 1110		
Literal question	What was the total cash value of the money, assets, or goods that you or your partner/spouse received from this person within the last 12 months?		
Value	Label	Cases	Percentage
99999997	does not know	0	
99999998	refusal	0	
99999999	no response/not applicable	108	
Warning: these figures indicate the number of cases found in the data file. They cannot be interpreted as summary statistics of the population of interest.			
# b1015: Any transfer (money etc.) given by R or partner to person outside the hh (W2)			
Information	[Type= discrete] [Format=numeric] [Range= 1-99] [Missing=*/7/8/9]		
Statistics [NW/ W]	[Valid=3148 /-] [Invalid=1 /-]		
Definition	Q 1114		
Literal question	During the last 12 months, have you or your partner/spouse given for one time, occasionally, or regularly money, assets, or goods of substantive value to a person outside the household? Please think also about land and property you or your partner/ spouse transferred during this time.		
Value	Label	Cases	Percentage
1	yes	121	<div><div></div></div> 3.8%
2	no	3027	<div><div></div></div> 96.2%
7	does not know	0	
8	refusal	0	
9	no response/not applicable	1	
Warning: these figures indicate the number of cases found in the data file. They cannot be interpreted as summary statistics of the population of interest.			
# b1016_1: Person 1 who received money, goods or assets (W2)			
Information	[Type= discrete] [Format=numeric] [Range= 1-2602] [Missing=*/97/98/99]		
Statistics [NW/ W]	[Valid=121 /-] [Invalid=3028 /-]		
Definition	Q 1115  - GEO: two additional items "1301 - confessor", "1302 - partner or spouse of a child". - NLD: two additional item "1801 - both parents", "1802 - child(paid)". - POL: two additional items "2601-daughter of R's partner/spouse", "2602-son of R's partner/spouse".		
Universe	If code 1 on Q 1114		
Pre-question	Card: List of Providers and Receivers.		
Literal question	To whom have you given that?		
Post-question	Ask 1116-1117 about each mentioned person.		
Value	Label	Cases	Percentage
1	partner/spouse	2	<div><div></div></div> 1.7%
2	mother	5	<div><div></div></div> 4.1%
3	father	0	
4	mother of R's partner/spouse	1	<div><div></div></div> 0.8%
5	father of R's partner/spouse	0	
6	son	52	<div><div></div></div> 43.0%
7	daughter	30	<div><div></div></div> 24.8%

# b1016_1: Person 1 who received money, goods or assets (W2)			
Value	Label	Cases	Percentage
8	step-son	1	<div><div></div></div> 0.8%
9	step-daughter	3	<div><div></div></div> 2.5%
10	grandmother	0	
11	grandfather	0	
12	granddaughter	3	<div><div></div></div> 2.5%
13	grandson	4	<div><div></div></div> 3.3%
14	sister	2	<div><div></div></div> 1.7%
15	brother	1	<div><div></div></div> 0.8%
16	another relative	8	<div><div></div></div> 6.6%
17	friend,acquaintance, neighbour, colleague	1	<div><div></div></div> 0.8%
18	other person	4	<div><div></div></div> 3.3%
19	an organisation or a company	4	<div><div></div></div> 3.3%
1301	confessor	0	
1302	partner or spouse of a child	0	
1801	both parents	0	
1802	child(paid)	0	
2601	daughter of R's partner/spouse	0	
2602	son of R's partner/spouse	0	
97	does not know	0	
98	refusal	0	
99	no response/not applicable	0	
Sysmiss		3028	
Warning: these figures indicate the number of cases found in the data file. They cannot be interpreted as summary statistics of the population of interest.			
# b1016_2: Person 2 who received money, goods or assets (W2)			
Information	[Type= discrete] [Format=numeric] [Range= 1-2602] [Missing=*/97/98/99]		
Statistics [NW/ W]	[Valid=34 -/] [Invalid=3115 -/]		
Definition	Q 1115  - GEO: two additional items "1301 - confessor", "1302 - partner or spouse of a child". - NLD: two additional item "1801 - both parents", "1802 - child(paid)". - POL: two additional items "2601-daughter of R's partner/spouse", "2602-son of R's partner/spouse".		
Universe	If code 1 on Q 1114		
Pre-question	Card: List of Providers and Receivers.		
Literal question	To whom have you given that?		
Post-question	Ask 1116-1117 about each mentioned person.		
Value	Label	Cases	Percentage
1	partner/spouse	0	
2	mother	0	
3	father	0	
4	mother of R's partner/spouse	1	<div><div></div></div> 2.9%
5	father of R's partner/spouse	0	
6	son	0	
7	daughter	18	<div><div></div></div> 52.9%
8	step-son	0	
9	step-daughter	1	<div><div></div></div> 2.9%

### # b1016\_2: Person 2 who received money, goods or assets (W2)

Value	Label	Cases	Percentage
10	grandmother	0	
11	grandfather	0	
12	granddaughter	5	14.7%
13	grandson	3	8.8%
14	sister	0	
15	brother	0	
16	another relative	0	
17	friend,acquaintance, neighbour, colleague	2	5.9%
18	other person	2	5.9%
19	an organisation or a company	2	5.9%
1301	confessor	0	
1302	partner or spouse of a child	0	
1801	both parents	0	
1802	child(paid)	0	
2601	daughter of R's partner/spouse	0	
2602	son of R's partner/spouse	0	
97	does not know	0	
98	refusal	0	
99	no response/not applicable	87	
Sysmiss		3028	

Warning: these figures indicate the number of cases found in the data file. They cannot be interpreted as summary statistics of the population of interest.

### # b1016\_3: Person 3 who received money, goods or assets (W2)

<b>Information</b>	[Type= discrete] [Format=numeric] [Range= 1-2602] [Missing=*/97/98/99]
<b>Statistics [NW/ W]</b>	[Valid=10 /-] [Invalid=3139 /-]
<b>Definition</b>	Q 1115  - GEO: two additional items "1301 - confessor", "1302 - partner or spouse of a child". - NLD: two additional item "1801 - both parents", "1802 - child(paid)". - POL: two additional items "2601-daughter of R's partner/spouse", "2602-son of R's partner/spouse".
<b>Universe</b>	If code 1 on Q 1114
<b>Pre-question</b>	Card: List of Providers and Receivers.
<b>Literal question</b>	To whom have you given that?
<b>Post-question</b>	Ask 1116-1117 about each mentioned person.

Value	Label	Cases	Percentage
1	partner/spouse	0	
2	mother	0	
3	father	0	
4	mother of R's partner/spouse	0	
5	father of R's partner/spouse	1	10.0%
6	son	0	
7	daughter	0	
8	step-son	0	
9	step-daughter	0	
10	grandmother	0	
11	grandfather	0	

### # b1016\_3: Person 3 who received money, goods or assets (W2)

Value	Label	Cases	Percentage
12	granddaughter	5	50.0%
13	grandson	0	
14	sister	0	
15	brother	0	
16	another relative	2	20.0%
17	friend,acquaintance, neighbour, colleague	0	
18	other person	0	
19	an organisation or a company	2	20.0%
1301	confessor	0	
1302	partner or spouse of a child	0	
1801	both parents	0	
1802	child(paid)	0	
2601	daughter of R's partner/spouse	0	
2602	son of R's partner/spouse	0	
97	does not know	0	
98	refusal	0	
99	no response/not applicable	111	
Sysmiss		3028	

Warning: these figures indicate the number of cases found in the data file. They cannot be interpreted as summary statistics of the population of interest.

### # b1016\_4: Person 4 who received money, goods or assets (W2)

<b>Information</b>	[Type= discrete] [Format=numeric] [Range= 1-2602] [Missing=*/97/98/99]
<b>Statistics [NW/ W]</b>	[Valid=3 /-] [Invalid=3146 /-]
<b>Definition</b>	Q 1115 - GEO: two additional items "1301 - confessor", "1302 - partner or spouse of a child". - NLD: two additional item "1801 - both parents", "1802 - child(paid)". - POL: two additional items "2601-daughter of R's partner/spouse", "2602-son of R's partner/spouse".
<b>Universe</b>	If code 1 on Q 1114
<b>Pre-question</b>	Card: List of Providers and Receivers.
<b>Literal question</b>	To whom have you given that?
<b>Post-question</b>	Ask 1116-1117 about each mentioned person.

Value	Label	Cases	Percentage
1	partner/spouse	0	
2	mother	0	
3	father	0	
4	mother of R's partner/spouse	0	
5	father of R's partner/spouse	0	
6	son	0	
7	daughter	0	
8	step-son	0	
9	step-daughter	0	
10	grandmother	0	
11	grandfather	0	
12	granddaughter	0	
13	grandson	2	66.7%

# b1016_4: Person 4 who received money, goods or assets (W2)			
Value	Label	Cases	Percentage
14	sister	0	
15	brother	1	33.3%
16	another relative	0	
17	friend,acquaintance, neighbour, colleague	0	
18	other person	0	
19	an organisation or a company	0	
1301	confessor	0	
1302	partner or spouse of a child	0	
1801	both parents	0	
1802	child(paid)	0	
2601	daughter of R's partner/spouse	0	
2602	son of R's partner/spouse	0	
97	does not know	0	
98	refusal	0	
99	no response/not applicable	118	
Sysmiss		3028	
Warning: these figures indicate the number of cases found in the data file. They cannot be interpreted as summary statistics of the population of interest.			
# b1016_5: Person 5 who received money, goods or assets (W2)			
Information	[Type= discrete] [Format=numeric] [Range= 1-2602] [Missing=*/97/98/99]		
Statistics [NW/ W]	[Valid=1 -/] [Invalid=3148 -/]		
Definition	Q 1115  - GEO: two additional items "1301 - confessor", "1302 - partner or spouse of a child". - NLD: two additional item "1801 - both parents", "1802 - child(paid)". - POL: two additional items "2601-daughter of R's partner/spouse", "2602-son of R's partner/spouse".		
Universe	If code 1 on Q 1114		
Pre-question	Card: List of Providers and Receivers.		
Literal question	To whom have you given that?		
Post-question	Ask 1116-1117 about each mentioned person.		
Value	Label	Cases	Percentage
1	partner/spouse	0	
2	mother	0	
3	father	0	
4	mother of R's partner/spouse	0	
5	father of R's partner/spouse	0	
6	son	0	
7	daughter	0	
8	step-son	0	
9	step-daughter	0	
10	grandmother	0	
11	grandfather	0	
12	granddaughter	0	
13	grandson	0	
14	sister	0	
15	brother	0	



### # b1016\_5: Person 5 who received money, goods or assets (W2)

Value	Label	Cases	Percentage
16	another relative	0	
17	friend,acquaintance, neighbour, colleague	1	100.0%
18	other person	0	
19	an organisation or a company	0	
1301	confessor	0	
1302	partner or spouse of a child	0	
1801	both parents	0	
1802	child(paid)	0	
2601	daughter of R's partner/spouse	0	
2602	son of R's partner/spouse	0	
97	does not know	0	
98	refusal	0	
99	no response/not applicable	120	
Sysmiss		3028	

Warning: these figures indicate the number of cases found in the data file. They cannot be interpreted as summary statistics of the population of interest.

### # b1017\_1: Transfer to person 1 one-time, occasional or regular transfer (W2)

<b>Information</b>	[Type= discrete] [Format=numeric] [Range= 1-3] [Missing=*/7/8/9]
<b>Statistics [NW/ W]</b>	[Valid=121 /-] [Invalid=3028 /-]
<b>Definition</b>	Q 1116
<b>Universe</b>	If code 1 on Q 1114
<b>Literal question</b>	Was it a one-time, occasional or a regular transfer?

Value	Label	Cases	Percentage
1	one-time	76	62.8%
2	occasional	34	28.1%
3	regular	11	9.1%
7	does not know	0	
8	refusal	0	
9	no response/not applicable	0	
Sysmiss		3028	

Warning: these figures indicate the number of cases found in the data file. They cannot be interpreted as summary statistics of the population of interest.

### # b1017\_2: Transfer to person 2 one-time, occasional or regular transfer (W2)

<b>Information</b>	[Type= discrete] [Format=numeric] [Range= 1-3] [Missing=*/7/8/9]
<b>Statistics [NW/ W]</b>	[Valid=34 /-] [Invalid=3115 /-]
<b>Definition</b>	Q 1116
<b>Universe</b>	If code 1 on Q 1114
<b>Literal question</b>	Was it a one-time, occasional or a regular transfer?

Value	Label	Cases	Percentage
1	one-time	21	61.8%
2	occasional	10	29.4%
3	regular	3	8.8%
7	does not know	0	
8	refusal	0	
9	no response/not applicable	87	

# b1017_2: Transfer to person 2 one-time, occasional or regular transfer (W2)			
Value	Label	Cases	Percentage
Sysmiss		3028	
<i>Warning: these figures indicate the number of cases found in the data file. They cannot be interpreted as summary statistics of the population of interest.</i>			
# b1017_3: Transfer to person 3 one-time, occasional or regular transfer (W2)			
Information	[Type= discrete] [Format=numeric] [Range= 1-3] [Missing=*/7/8/9]		
Statistics [NW/ W]	[Valid=10 /-] [Invalid=3139 /-]		
Definition	Q 1116		
Universe	If code 1 on Q 1114		
Literal question	Was it a one-time, occasional or a regular transfer?		
Value	Label	Cases	Percentage
1	one-time	4	40.0%
2	occasional	4	40.0%
3	regular	2	20.0%
7	does not know	0	
8	refusal	0	
9	no response/not applicable	111	
Sysmiss		3028	
<i>Warning: these figures indicate the number of cases found in the data file. They cannot be interpreted as summary statistics of the population of interest.</i>			
# b1017_4: Transfer to person 4 one-time, occasional or regular transfer (W2)			
Information	[Type= discrete] [Format=numeric] [Range= 1-3] [Missing=*/7/8/9]		
Statistics [NW/ W]	[Valid=3 /-] [Invalid=3146 /-]		
Definition	Q 1116		
Universe	If code 1 on Q 1114		
Literal question	Was it a one-time, occasional or a regular transfer?		
Value	Label	Cases	Percentage
1	one-time	1	33.3%
2	occasional	2	66.7%
3	regular	0	
7	does not know	0	
8	refusal	0	
9	no response/not applicable	118	
Sysmiss		3028	
<i>Warning: these figures indicate the number of cases found in the data file. They cannot be interpreted as summary statistics of the population of interest.</i>			
# b1017_5: Transfer to person 5 one-time, occasional or regular transfer (W2)			
Information	[Type= discrete] [Format=numeric] [Range= 1-3] [Missing=*/7/8/9]		
Statistics [NW/ W]	[Valid=1 /-] [Invalid=3148 /-]		
Definition	Q 1116		
Universe	If code 1 on Q 1114		
Literal question	Was it a one-time, occasional or a regular transfer?		
Value	Label	Cases	Percentage
1	one-time	0	
2	occasional	1	100.0%
3	regular	0	

# b1017_5: Transfer to person 5 one-time, occasional or regular transfer (W2)			
Value	Label	Cases	Percentage
7	does not know	0	
8	refusal	0	
9	no response/not applicable	120	
Sysmiss		3028	
Warning: these figures indicate the number of cases found in the data file. They cannot be interpreted as summary statistics of the population of interest.			
# b1018_1: Cash value of transfer given to person 1 within last 12 mnths			
Information	[Type= continuous] [Format=numeric] [Range= 39.85-99625] [Missing=*/99999997/99999998/99999999]		
Statistics [NW/ W]	[Valid=86 /-] [Invalid=3063 /-] [Mean=4056.591 /-] [StdDev=12615.113 /-]		
Definition	Q 1117		
Universe	If code 1 on Q 1114		
Literal question	What was the total cash value of the money, assets, or goods that you or your partner/spouse gave to this person within the last 12 months?		
Value	Label	Cases	Percentage
99999997	does not know	0	
99999998	refusal	0	
99999999	no response/not applicable	35	
Warning: these figures indicate the number of cases found in the data file. They cannot be interpreted as summary statistics of the population of interest.			
# b1018_2: Cash value of transfer given to person 2 within last 12 mnths			
Information	[Type= continuous] [Format=numeric] [Range= 39.85-39850] [Missing=*/99999997/99999998/99999999]		
Statistics [NW/ W]	[Valid=23 /-] [Invalid=3126 /-] [Mean=2461.171 /-] [StdDev=8224.565 /-]		
Definition	Q 1117		
Universe	If code 1 on Q 1114		
Literal question	What was the total cash value of the money, assets, or goods that you or your partner/spouse gave to this person within the last 12 months?		
Value	Label	Cases	Percentage
99999997	does not know	0	
99999998	refusal	0	
99999999	no response/not applicable	98	
Warning: these figures indicate the number of cases found in the data file. They cannot be interpreted as summary statistics of the population of interest.			
# b1018_3: Cash value of transfer given to person 3 within last 12 mnths			
Information	[Type= continuous] [Format=numeric] [Range= 39.85-1195.5] [Missing=*/99999997/99999998/99999999]		
Statistics [NW/ W]	[Valid=6 /-] [Invalid=3143 /-] [Mean=421.746 /-] [StdDev=529.333 /-]		
Definition	Q 1117		
Universe	If code 1 on Q 1114		
Literal question	What was the total cash value of the money, assets, or goods that you or your partner/spouse gave to this person within the last 12 months?		
Value	Label	Cases	Percentage
99999997	does not know	0	
99999998	refusal	0	
99999999	no response/not applicable	115	
Warning: these figures indicate the number of cases found in the data file. They cannot be interpreted as summary statistics of the population of interest.			

# b1018_4: Cash value of transfer given to person 4 within last 12 mnths			
Information	[Type= continuous] [Format=numeric] [Range= 39.85-199.25] [Missing=*/99999997/99999998/99999999]		
Statistics [NW/ W]	[Valid=2 /-] [Invalid=3147 /-] [Mean=119.55 /-] [StdDev=112.713 /-]		
Definition	Q 1117		
Universe	If code 1 on Q 1114		
Literal question	What was the total cash value of the money, assets, or goods that you or your partner/spouse gave to this person within the last 12 months?		
Value	Label	Cases	Percentage
99999997	does not know	0	
99999998	refusal	0	
99999999	no response/not applicable	119	
Warning: these figures indicate the number of cases found in the data file. They cannot be interpreted as summary statistics of the population of interest.			
# b1018_5: Cash value of transfer given to person 5 within last 12 mnths			
Information	[Type= continuous] [Format=numeric] [Missing=*/99999997/99999998/99999999]		
Statistics [NW/ W]	[Valid=0 /-] [Invalid=3149 /-]		
Definition	Q 1117		
Universe	If code 1 on Q 1114		
Literal question	What was the total cash value of the money, assets, or goods that you or your partner/spouse gave to this person within the last 12 months?		
Value	Label	Cases	Percentage
99999997	does not know	0	
99999998	refusal	0	
99999999	no response/not applicable	121	
Warning: these figures indicate the number of cases found in the data file. They cannot be interpreted as summary statistics of the population of interest.			
# b1104a: Aims of the country for the next 10 yrs. First choice			
Information	[Type= discrete] [Format=numeric] [Range= 1-4] [Missing=*/7/8/9]		
Statistics [NW/ W]	[Valid=3146 /-] [Invalid=3 /-]		
Definition	Q 1201		
Pre-question	Now, I would like to ask your views and attitudes towards several domains of life.		
Literal question	People sometimes talk about what the aims of this country should be for the next 10 years. On this card are listed some of the goals which different people would give top priority. Would you please say which one of these you, yourself, consider the most important? Card 1201		
Value	Label	Cases	Percentage
1	a stable economy	1796	<div></div> 57.1%
2	progress toward a less impersonal and more human society	401	<div></div> 12.7%
3	progress toward a society in which ideas count more than money	352	<div></div> 11.2%
4	the fight against crime	597	<div></div> 19.0%
7	does not know	0	
8	refusal	0	
9	no response/not applicable	3	
Warning: these figures indicate the number of cases found in the data file. They cannot be interpreted as summary statistics of the population of interest.			
# b1104b: Aims of the country for the next 10 yrs. Second choice			
Information	[Type= discrete] [Format=numeric] [Range= 1-4] [Missing=*/7/8/9]		
Statistics [NW/ W]	[Valid=3146 /-] [Invalid=3 /-]		
Definition	Q 1201		

# b1104b: Aims of the country for the next 10 yrs. Second choice			
Pre-question	Card 1201		
Literal question	And which would be the next most important?		
Value	Label	Cases	Percentage
1	a stable economy	670	21.3%
2	progress toward a less impersonal and more human society	495	15.7%
3	progress toward a society in which ideas count more than money	581	18.5%
4	the fight against crime	1400	44.5%
7	does not know	0	
8	refusal	0	
9	no response/not applicable	3	
Warning: these figures indicate the number of cases found in the data file. They cannot be interpreted as summary statistics of the population of interest.			
# b1105: Opinion about trusting people			
Information	[Type= discrete] [Format=numeric] [Range= 1-2] [Missing=*/7/8/9]		
Statistics [NW/ W]	[Valid=3146 /-] [Invalid=3 /-]		
Definition	Q 1202		
Literal question	Generally speaking, would you say that most people can be trusted or that you need to be very careful in dealing with people?		
Value	Label	Cases	Percentage
1	most people can be trusted	813	25.8%
2	need to be very careful (with people)	2333	74.2%
7	does not know	0	
8	refusal	0	
9	no response/not applicable	3	
Warning: these figures indicate the number of cases found in the data file. They cannot be interpreted as summary statistics of the population of interest.			
# b1106: Opinion about fairness of people			
Information	[Type= discrete] [Format=numeric] [Range= 1-2] [Missing=*/7/8/9]		
Statistics [NW/ W]	[Valid=3146 /-] [Invalid=3 /-]		
Definition	Q 1203		
Literal question	Do you think most people would try to take advantage of you if they got a chance, or would they try to be fair?		
Value	Label	Cases	Percentage
1	people would take advantage (would not be fair)	1725	54.8%
2	would try to be fair	1421	45.2%
7	does not know	0	
8	refusal	0	
9	no response/not applicable	3	
Warning: these figures indicate the number of cases found in the data file. They cannot be interpreted as summary statistics of the population of interest.			
# b1107_a: Opinion: Marriage is outdated institution (W2)			
Information	[Type= discrete] [Format=numeric] [Range= 1-2407] [Missing=*/7/8/9]		
Statistics [NW/ W]	[Valid=3146 /-] [Invalid=3 /-]		
Definition	Q 1204.a  AUS: only seven country-specific categories with a scale from "2401-strongly agree" to "2407-strongly disagree".		
Pre-question	To what extent do you agree or disagree with each of the following statements? Card 1204: Agreement Scale.		
Literal question	Marriage is an outdated institution		

# b1107_a: Opinion: Marriage is outdated institution (W2)			
Value	Label	Cases	Percentage
1	strongly agree	117	<div><div></div></div> 3.7%
2	agree	341	<div><div></div></div> 10.8%
3	neither agree nor disagree	584	<div><div></div></div> 18.6%
4	disagree	1488	<div><div></div></div> 47.3%
5	strongly disagree	616	<div><div></div></div> 19.6%
2401	strongly agree	0	
2407	strongly disagree	0	
7	does not know	0	
8	refusal	0	
9	no response/not applicable	3	
Warning: these figures indicate the number of cases found in the data file. They cannot be interpreted as summary statistics of the population of interest.			
# b1107_b: Opinion: It is all right for an unmarried couple to live together (W2)			
Information	[Type= discrete] [Format=numeric] [Range= 1-2407] [Missing=*/7/8/9]		
Statistics [NW/ W]	[Valid=3146 /-] [Invalid=3 /-]		
Definition	Q 1204.b  AUS: only seven country-specific categories with a scale from "2401-strongly agree" to "2407-strongly disagree".		
Pre-question	To what extent do you agree or disagree with each of the following statements? Card 1204: Agreement Scale.		
Literal question	It is all right for an unmarried couple to live together even if they have no interest in marriage		
Value	Label	Cases	Percentage
1	strongly agree	280	<div><div></div></div> 8.9%
2	agree	1075	<div><div></div></div> 34.2%
3	neither agree nor disagree	1061	<div><div></div></div> 33.7%
4	disagree	564	<div><div></div></div> 17.9%
5	strongly disagree	166	<div><div></div></div> 5.3%
2401	strongly agree	0	
2407	strongly disagree	0	
7	does not know	0	
8	refusal	0	
9	no response/not applicable	3	
Warning: these figures indicate the number of cases found in the data file. They cannot be interpreted as summary statistics of the population of interest.			
# b1107_c: Opinion: Marriage is a lifetime relationship and should never be ended (W2)			
Information	[Type= discrete] [Format=numeric] [Range= 1-2407] [Missing=*/7/8/9]		
Statistics [NW/ W]	[Valid=3146 /-] [Invalid=3 /-]		
Definition	Q 1204.c  AUS: only seven country-specific categories with a scale from "2401-strongly agree" to "2407-strongly disagree".		
Pre-question	To what extent do you agree or disagree with each of the following statements? Card 1204: Agreement Scale.		
Literal question	Marriage is a lifetime relationship and should never be ended		
Value	Label	Cases	Percentage
1	strongly agree	226	<div><div></div></div> 7.2%
2	agree	576	<div><div></div></div> 18.3%
3	neither agree nor disagree	956	<div><div></div></div> 30.4%
4	disagree	1102	<div><div></div></div> 35.0%

# b1107_c: Opinion: Marriage is a lifetime relationship and should never be ended (W2)			
Value	Label	Cases	Percentage
5	strongly disagree	286	<div><div></div></div> 9.1%
2401	strongly agree	0	
2407	strongly disagree	0	
7	does not know	0	
8	refusal	0	
9	no response/not applicable	3	
Warning: these figures indicate the number of cases found in the data file. They cannot be interpreted as summary statistics of the population of interest.			
# b1107_d: Opinion: It's all right for a couple to divorce even if they have children (W2)			
Information	[Type= discrete] [Format=numeric] [Range= 1-2407] [Missing=*/7/8/9]		
Statistics [NW/ W]	[Valid=3146 /-] [Invalid=3 /-]		
Definition	Q 1204.d  AUS: only seven country-specific categories with a scale from "2401-strongly agree" to "2407-strongly disagree".		
Pre-question	To what extent do you agree or disagree with each of the following statements? Card 1204: Agreement Scale.		
Literal question	It is all right for a couple with an unhappy marriage to get a divorce even if they have children		
Value	Label	Cases	Percentage
1	strongly agree	408	<div><div></div></div> 13.0%
2	agree	1508	<div><div></div></div> 47.9%
3	neither agree nor disagree	836	<div><div></div></div> 26.6%
4	disagree	327	<div><div></div></div> 10.4%
5	strongly disagree	67	<div><div></div></div> 2.1%
2401	strongly agree	0	
2407	strongly disagree	0	
7	does not know	0	
8	refusal	0	
9	no response/not applicable	3	
Warning: these figures indicate the number of cases found in the data file. They cannot be interpreted as summary statistics of the population of interest.			
# b1107_e: Opinion: A woman has to have children in order to be fulfilled (W2)			
Information	[Type= discrete] [Format=numeric] [Range= 1-2407] [Missing=*/7/8/9]		
Statistics [NW/ W]	[Valid=3146 /-] [Invalid=3 /-]		
Definition	Q 1204.e  AUS: only seven country-specific categories with a scale from "2401-strongly agree" to "2407-strongly disagree".		
Pre-question	To what extent do you agree or disagree with each of the following statements? Card 1204: Agreement Scale.		
Literal question	A woman has to have children in order to be fulfilled		
Value	Label	Cases	Percentage
1	strongly agree	812	<div><div></div></div> 25.8%
2	agree	1415	<div><div></div></div> 45.0%
3	neither agree nor disagree	643	<div><div></div></div> 20.4%
4	disagree	242	<div><div></div></div> 7.7%
5	strongly disagree	34	<div><div></div></div> 1.1%
2401	strongly agree	0	
2407	strongly disagree	0	
7	does not know	0	

# b1107_e: Opinion: A woman has to have children in order to be fulfilled (W2)			
Value	Label	Cases	Percentage
8	refusal	0	
9	no response/not applicable	3	
Warning: these figures indicate the number of cases found in the data file. They cannot be interpreted as summary statistics of the population of interest.			
# b1107_f: Opinion: A man has to have children in order to be fulfilled (W2)			
Information	[Type= discrete] [Format=numeric] [Range= 1-2407] [Missing=*/7/8/9]		
Statistics [NW/ W]	[Valid=3146 /-] [Invalid=3 /-]		
Definition	Q 1204.f  AUS: only seven country-specific categories with a scale from "2401-strongly agree" to "2407-strongly disagree".		
Pre-question	To what extent do you agree or disagree with each of the following statements? Card 1204: Agreement Scale.		
Literal question	A man has to have children in order to be fulfilled		
Value	Label	Cases	Percentage
1	strongly agree	459	<div></div> 14.6%
2	agree	1158	<div></div> 36.8%
3	neither agree nor disagree	1048	<div></div> 33.3%
4	disagree	423	<div></div> 13.4%
5	strongly disagree	58	<div></div> 1.8%
2401	strongly agree	0	
2407	strongly disagree	0	
7	does not know	0	
8	refusal	0	
9	no response/not applicable	3	
Warning: these figures indicate the number of cases found in the data file. They cannot be interpreted as summary statistics of the population of interest.			
# b1107_g: Opinion: A child needs a home with father and mother to grow up happily (W2)			
Information	[Type= discrete] [Format=numeric] [Range= 1-2407] [Missing=*/7/8/9]		
Statistics [NW/ W]	[Valid=3146 /-] [Invalid=3 /-]		
Definition	Q 1204.g  AUS: only seven country-specific categories with a scale from "2401-strongly agree" to "2407-strongly disagree".		
Pre-question	To what extent do you agree or disagree with each of the following statements? Card 1204: Agreement Scale.		
Literal question	A child needs a home with both a father and a mother to grow up happily		
Value	Label	Cases	Percentage
1	strongly agree	961	<div></div> 30.5%
2	agree	1332	<div></div> 42.3%
3	neither agree nor disagree	619	<div></div> 19.7%
4	disagree	214	<div></div> 6.8%
5	strongly disagree	20	<div></div> 0.6%
2401	strongly agree	0	
2407	strongly disagree	0	
7	does not know	0	
8	refusal	0	
9	no response/not applicable	3	
Warning: these figures indicate the number of cases found in the data file. They cannot be interpreted as summary statistics of the population of interest.			



# b1107_h: Opinion: Woman can have child as single parent even without stable relationship (W2)			
Information	[Type= discrete] [Format=numeric] [Range= 1-2407] [Missing=*/7/8/9]		
Statistics [NW/ W]	[Valid=3146 /-] [Invalid=3 /-]		
Definition	Q 1204.h  AUS: only seven country-specific categories with a scale from "2401-strongly agree" to "2407-strongly disagree".		
Pre-question	To what extent do you agree or disagree with each of the following statements? Card 1204: Agreement Scale.		
Literal question	A woman can have a child as a single parent even if she doesn't want to have a stable relationship with a man		
Value	Label	Cases	Percentage
1	strongly agree	426	<div><div></div></div> 13.5%
2	agree	1582	<div><div></div></div> 50.3%
3	neither agree nor disagree	763	<div><div></div></div> 24.3%
4	disagree	278	<div><div></div></div> 8.8%
5	strongly disagree	97	<div><div></div></div> 3.1%
2401	strongly agree	0	
2407	strongly disagree	0	
7	does not know	0	
8	refusal	0	
9	no response/not applicable	3	
Warning: these figures indicate the number of cases found in the data file. They cannot be interpreted as summary statistics of the population of interest.			
# b1107_i: Opinion: When children turn about 18-20 yrs they should live independently (W2)			
Information	[Type= discrete] [Format=numeric] [Range= 1-2407] [Missing=*/7/8/9]		
Statistics [NW/ W]	[Valid=3146 /-] [Invalid=3 /-]		
Definition	Q 1204.i  AUS: only seven country-specific categories with a scale from "2401-strongly agree" to "2407-strongly disagree".		
Pre-question	To what extent do you agree or disagree with each of the following statements? Card 1204: Agreement Scale.		
Literal question	When children turn about 18–20 years old they should start to live independently		
Value	Label	Cases	Percentage
1	strongly agree	199	<div><div></div></div> 6.3%
2	agree	986	<div><div></div></div> 31.3%
3	neither agree nor disagree	1247	<div><div></div></div> 39.6%
4	disagree	644	<div><div></div></div> 20.5%
5	strongly disagree	70	<div><div></div></div> 2.2%
2401	strongly agree	0	
2407	strongly disagree	0	
7	does not know	0	
8	refusal	0	
9	no response/not applicable	3	
Warning: these figures indicate the number of cases found in the data file. They cannot be interpreted as summary statistics of the population of interest.			
# b1107_j: Opinion: Homosexual couples should have same rights as heterosexual (W2)			
Information	[Type= discrete] [Format=numeric] [Range= 1-2407] [Missing=*/7/8/9]		
Statistics [NW/ W]	[Valid=3146 /-] [Invalid=3 /-]		
Definition	Q 1204.j  AUS: only seven country-specific categories with a scale from "2401-strongly agree" to "2407-strongly disagree".		

# b1107_j: Opinion: Homosexual couples should have same rights as heterosexual (W2)				
<b>Pre-question</b>		To what extent do you agree or disagree with each of the following statements? Card 1204: Agreement Scale.		
<b>Literal question</b>		Homosexual couples should have the same rights as heterosexual couples do		
Value	Label	Cases	Percentage	
1	strongly agree	219	<div><div></div></div>	7.0%
2	agree	861	<div><div></div></div>	27.4%
3	neither agree nor disagree	943	<div><div></div></div>	30.0%
4	disagree	663	<div><div></div></div>	21.1%
5	strongly disagree	460	<div><div></div></div>	14.6%
2401	strongly agree	0		
2407	strongly disagree	0		
7	does not know	0		
8	refusal	0		
9	no response/not applicable	3		
<i>Warning: these figures indicate the number of cases found in the data file. They cannot be interpreted as summary statistics of the population of interest.</i>				
# b1108_1: First most important qualities for children				
<b>Information</b>		[Type= discrete] [Format=numeric] [Range= 1-1803] [Missing=*/97/98/99]		
<b>Statistics [NW/ W]</b>		[Valid=3144 /-] [Invalid=5 /-]		
<b>Definition</b>		Q 1205  NLD: only three country-specific items "1801 - obeying parents", "1802 - considerations of others", "1803 - acting and thinking independently".		
<b>Pre-question</b>		Card 1205: Qualities of Children.		
<b>Literal question</b>		Here is a list of qualities that children can acquire. Which, if any, do you consider to be especially important? Please choose up to three and mention them in the order of importance.		
Value	Label	Cases	Percentage	
1	good manners	1161	<div><div></div></div>	36.9%
2	independence	193	<div><div></div></div>	6.1%
3	hard work	577	<div><div></div></div>	18.4%
4	feeling of responsibility	548	<div><div></div></div>	17.4%
5	imagination	37	<div><div></div></div>	1.2%
6	tolerance and respect for other people	297	<div><div></div></div>	9.4%
7	thrift, saving money and things	69	<div><div></div></div>	2.2%
8	determination, perseverance	113	<div><div></div></div>	3.6%
9	religious faith	18	<div><div></div></div>	0.6%
10	unselfishness	62	<div><div></div></div>	2.0%
11	obedience	69	<div><div></div></div>	2.2%
1801	obeying parents	0		
1802	considerations of others	0		
1803	acting and thinking independently	0		
97	does not know	0		
98	refusal	0		
99	no response/not applicable	5		
<i>Warning: these figures indicate the number of cases found in the data file. They cannot be interpreted as summary statistics of the population of interest.</i>				
# b1108_2: Second most important qualities for children				
<b>Information</b>		[Type= discrete] [Format=numeric] [Range= 1-1803] [Missing=*/97/98/99]		

# b1108_2: Second most important qualities for children			
Statistics [NW/ W]	[Valid=3135 /-] [Invalid=14 /-]		
Definition	Q 1205  NLD: only three country-specific items "1801 - obeying parents", "1802 - considerations of others", "1803 - acting and thinking independently".		
Pre-question	Card 1205: Qualities of Children.		
Literal question	Here is a list of qualities that children can acquire. Which, if any, do you consider to be especially important? Please choose up to three and mention them in the order of importance.		
Value	Label	Cases	Percentage
1	good manners	368	<div><div></div></div> 11.7%
2	independence	215	<div><div></div></div> 6.9%
3	hard work	769	<div><div></div></div> 24.5%
4	feeling of responsibility	638	<div><div></div></div> 20.4%
5	imagination	54	<div><div></div></div> 1.7%
6	tolerance and respect for other people	477	<div><div></div></div> 15.2%
7	thrift, saving money and things	200	<div><div></div></div> 6.4%
8	determination, perseverance	204	<div><div></div></div> 6.5%
9	religious faith	26	<div><div></div></div> 0.8%
10	unselfishness	108	<div><div></div></div> 3.4%
11	obedience	76	<div><div></div></div> 2.4%
1801	obeying parents	0	
1802	considerations of others	0	
1803	acting and thinking independently	0	
97	does not know	0	
98	refusal	0	
99	no response/not applicable	14	
Warning: these figures indicate the number of cases found in the data file. They cannot be interpreted as summary statistics of the population of interest.			
# b1108_3: Third most important qualities for children			
Information	[Type= discrete] [Format=numeric] [Range= 1-1803] [Missing=*/97/98/99]		
Statistics [NW/ W]	[Valid=3115 /-] [Invalid=34 /-]		
Definition	Q 1205  NLD: only three country-specific items "1801 - obeying parents", "1802 - considerations of others", "1803 - acting and thinking independently".		
Pre-question	Card 1205: Qualities of Children.		
Literal question	Here is a list of qualities that children can acquire. Which, if any, do you consider to be especially important? Please choose up to three and mention them in the order of importance.		
Value	Label	Cases	Percentage
1	good manners	309	<div><div></div></div> 9.9%
2	independence	141	<div><div></div></div> 4.5%
3	hard work	365	<div><div></div></div> 11.7%
4	feeling of responsibility	451	<div><div></div></div> 14.5%
5	imagination	60	<div><div></div></div> 1.9%
6	tolerance and respect for other people	523	<div><div></div></div> 16.8%
7	thrift, saving money and things	405	<div><div></div></div> 13.0%
8	determination, perseverance	363	<div><div></div></div> 11.7%
9	religious faith	68	<div><div></div></div> 2.2%

# b1108_3: Third most important qualities for children			
Value	Label	Cases	Percentage
10	unselfishness	238	<div><div></div></div> 7.6%
11	obedience	192	<div><div></div></div> 6.2%
1801	obeying parents	0	
1802	considerations of others	0	
1803	acting and thinking independently	0	
97	does not know	0	
98	refusal	0	
99	no response/not applicable	34	
Warning: these figures indicate the number of cases found in the data file. They cannot be interpreted as summary statistics of the population of interest.			
# b1109_1: First most important aspect of a job (W2)			
Information	[Type= discrete] [Format=numeric] [Range= 1-11] [Missing=*/97/98/99]		
Statistics [NW/ W]	[Valid=3143 /-] [Invalid=6 /-]		
Definition	Q 1206		
Pre-question	Card 1206: Aspects of a Job		
Literal question	Here are some aspects of a job that people say are important. Please look at them and tell me which ones you personally think are important in a job? Please choose up to three and mention them in the order of importance.		
Value	Label	Cases	Percentage
1	good pay	1251	<div><div></div></div> 39.8%
2	not too much pressure	35	<div><div></div></div> 1.1%
3	good job security	1019	<div><div></div></div> 32.4%
4	a job respected by people in general	83	<div><div></div></div> 2.6%
5	good working hours	47	<div><div></div></div> 1.5%
6	an opportunity to use initiative	81	<div><div></div></div> 2.6%
7	generous holidays	6	<div><div></div></div> 0.2%
8	a job in which you feel you can achieve something	158	<div><div></div></div> 5.0%
9	a responsible job	38	<div><div></div></div> 1.2%
10	a job that is interesting	191	<div><div></div></div> 6.1%
11	a job that meets one's abilities	234	<div><div></div></div> 7.4%
97	does not know	0	
98	refusal	0	
99	no response/not applicable	6	
Warning: these figures indicate the number of cases found in the data file. They cannot be interpreted as summary statistics of the population of interest.			
# b1109_2: Second most important aspect of a job (W2)			
Information	[Type= discrete] [Format=numeric] [Range= 1-11] [Missing=*/97/98/99]		
Statistics [NW/ W]	[Valid=3130 /-] [Invalid=19 /-]		
Definition	Q 1206		
Pre-question	Card 1206: Aspects of a Job		
Literal question	Here are some aspects of a job that people say are important. Please look at them and tell me which ones you personally think are important in a job? Please choose up to three and mention them in the order of importance.		
Value	Label	Cases	Percentage
1	good pay	714	<div><div></div></div> 22.8%
2	not too much pressure	145	<div><div></div></div> 4.6%
3	good job security	777	<div><div></div></div> 24.8%

# b1109_2: Second most important aspect of a job (W2)				
Value	Label	Cases	Percentage	
4	a job respected by people in general	128	<div></div>	4.1%
5	good working hours	236	<div></div>	7.5%
6	an opportunity to use initiative	235	<div></div>	7.5%
7	generous holidays	45	<div></div>	1.4%
8	a job in which you feel you can achieve something	260	<div></div>	8.3%
9	a responsible job	87	<div></div>	2.8%
10	a job that is interesting	270	<div></div>	8.6%
11	a job that meets one's abilities	233	<div></div>	7.4%
97	does not know	0		
98	refusal	0		
99	no response/not applicable	19		
Warning: these figures indicate the number of cases found in the data file. They cannot be interpreted as summary statistics of the population of interest.				
# b1109_3: Third most important aspect of a job (W2)				
Information	[Type= discrete] [Format=numeric] [Range= 1-11] [Missing=*/97/98/99]			
Statistics [NW/ W]	[Valid=3101 /-] [Invalid=48 /-]			
Definition	Q 1206			
Pre-question	Card 1206: Aspects of a Job			
Literal question	Here are some aspects of a job that people say are important. Please look at them and tell me which ones you personally think are important in a job? Please choose up to three and mention them in the order of importance.			
Value	Label	Cases	Percentage	
1	good pay	441	<div></div>	14.2%
2	not too much pressure	77	<div></div>	2.5%
3	good job security	283	<div></div>	9.1%
4	a job respected by people in general	113	<div></div>	3.6%
5	good working hours	303	<div></div>	9.8%
6	an opportunity to use initiative	251	<div></div>	8.1%
7	generous holidays	88	<div></div>	2.8%
8	a job in which you feel you can achieve something	332	<div></div>	10.7%
9	a responsible job	178	<div></div>	5.7%
10	a job that is interesting	602	<div></div>	19.4%
11	a job that meets one's abilities	433	<div></div>	14.0%
97	does not know	0		
98	refusal	0		
99	no response/not applicable	48		
Warning: these figures indicate the number of cases found in the data file. They cannot be interpreted as summary statistics of the population of interest.				
# b1110_a: Opinion: Care for older persons in need of care at their home (W2)				
Information	[Type= discrete] [Format=numeric] [Range= 1-1804] [Missing=*/7/8/9]			
Statistics [NW/ W]	[Valid=3143 /-] [Invalid=6 /-]			
Definition	Q 1207.a  NLD: only four country-specific items "1801 - primarily a task for the government", "1802 - (somewhat) more a task for the government", "1803 - (somewhat) more a task for the family", "1804 - primarily a task for the family".			
Pre-question	There are widely varying views on how we should care for people in our society. Please indicate for each of the topics mentioned whether you think (your own opinion) it is mainly the task for society, the family or for both. Card 1207			
Literal question	Care for older persons in need of care at their home			

### # b1110\_a: Opinion: Care for older persons in need of care at their home (W2)

Value	Label	Cases	Percentage
1	mainly a task for society	316	10.1%
2	more a task for society than for the family	444	14.1%
3	a task equally for both society and the family	1210	38.5%
4	more a task for the family than for society	728	23.2%
5	mainly a task for the family	445	14.2%
1801	primarily a task for the government	0	
1802	(somewhat) more a task for the government	0	
1803	(somewhat) more a task for the family	0	
1804	primarily a task for the family	0	
7	does not know	0	
8	refusal	0	
9	no response/not applicable	6	

Warning: these figures indicate the number of cases found in the data file. They cannot be interpreted as summary statistics of the population of interest.

### # b1110\_b: Opinion: Care for pre-school children (W2)

<b>Information</b>	[Type= discrete] [Format=numeric] [Range= 1-1804] [Missing=*/7/8/9]
<b>Statistics [NW/ W]</b>	[Valid=3143 /-] [Invalid=6 /-]
<b>Definition</b>	Q 1207.b  NLD: only four country-specific items "1801 - primarily a task for the government", "1802 - (somewhat) more a task for the government", "1803 - (somewhat) more a task for the family", "1804 - primarily a task for the family".
<b>Pre-question</b>	There are widely varying views on how we should care for people in our society. Please indicate for each of the topics mentioned whether you think (your own opinion) it is mainly the task for society, the family or for both. Card 1207
<b>Literal question</b>	Care for pre-school children

Value	Label	Cases	Percentage
1	mainly a task for society	96	3.1%
2	more a task for society than for the family	255	8.1%
3	a task equally for both society and the family	812	25.8%
4	more a task for the family than for society	925	29.4%
5	mainly a task for the family	1055	33.6%
1801	primarily a task for the government	0	
1802	(somewhat) more a task for the government	0	
1803	(somewhat) more a task for the family	0	
1804	primarily a task for the family	0	
7	does not know	0	
8	refusal	0	
9	no response/not applicable	6	

Warning: these figures indicate the number of cases found in the data file. They cannot be interpreted as summary statistics of the population of interest.

### # b1110\_c: Opinion: Care for schoolchildren during after-school hrs (W2)

<b>Information</b>	[Type= discrete] [Format=numeric] [Range= 1-1804] [Missing=*/7/8/9]
<b>Statistics [NW/ W]</b>	[Valid=3143 /-] [Invalid=6 /-]
<b>Definition</b>	Q 1207.c  NLD: only four country-specific items "1801 - primarily a task for the government", "1802 - (somewhat) more a task for the government", "1803 - (somewhat) more a task for the family", "1804 - primarily a task for the family".
<b>Pre-question</b>	There are widely varying views on how we should care for people in our society. Please indicate for each of the topics mentioned whether you think (your own opinion) it is mainly the task for society, the family or for both. Card 1207

# b1110_c: Opinion: Care for schoolchildren during after-school hrs (W2)			
<b>Literal question</b>		Care for schoolchildren during after-school hours	
Value	Label	Cases	Percentage
1	mainly a task for society	145	<div><div></div></div> 4.6%
2	more a task for society than for the family	304	<div><div></div></div> 9.7%
3	a task equally for both society and the family	968	<div><div></div></div> 30.8%
4	more a task for the family than for society	982	<div><div></div></div> 31.2%
5	mainly a task for the family	744	<div><div></div></div> 23.7%
1801	primarily a task for the government	0	
1802	(somewhat) more a task for the government	0	
1803	(somewhat) more a task for the family	0	
1804	primarily a task for the family	0	
7	does not know	0	
8	refusal	0	
9	no response/not applicable	6	
<i>Warning: these figures indicate the number of cases found in the data file. They cannot be interpreted as summary statistics of the population of interest.</i>			
# b1110_d: Opinion: Financial support older people below subsistence level (W2)			
<b>Information</b>		[Type= discrete] [Format=numeric] [Range= 1-1804] [Missing=*/7/8/9]	
<b>Statistics [NW/ W]</b>		[Valid=3143 /-] [Invalid=6 /-]	
<b>Definition</b>		Q 1207.d  NLD: only four country-specific items "1801 - primarily a task for the government", "1802 - (somewhat) more a task for the government", "1803 - (somewhat) more a task for the family", "1804 - primarily a task for the family".	
<b>Pre-question</b>		There are widely varying views on how we should care for people in our society. Please indicate for each of the topics mentioned whether you think (your own opinion) it is mainly the task for society, the family or for both. Card 1207	
<b>Literal question</b>		Financial support for older people who live below subsistence level	
Value	Label	Cases	Percentage
1	mainly a task for society	774	<div><div></div></div> 24.6%
2	more a task for society than for the family	1023	<div><div></div></div> 32.5%
3	a task equally for both society and the family	965	<div><div></div></div> 30.7%
4	more a task for the family than for society	284	<div><div></div></div> 9.0%
5	mainly a task for the family	97	<div><div></div></div> 3.1%
1801	primarily a task for the government	0	
1802	(somewhat) more a task for the government	0	
1803	(somewhat) more a task for the family	0	
1804	primarily a task for the family	0	
7	does not know	0	
8	refusal	0	
9	no response/not applicable	6	
<i>Warning: these figures indicate the number of cases found in the data file. They cannot be interpreted as summary statistics of the population of interest.</i>			
# b1110_e: Opinion: Financial support younger people with children below subsistence level (W2)			
<b>Information</b>		[Type= discrete] [Format=numeric] [Range= 1-1804] [Missing=*/7/8/9]	
<b>Statistics [NW/ W]</b>		[Valid=3143 /-] [Invalid=6 /-]	
<b>Definition</b>		Q 1207.e  NLD: only four country-specific items "1801 - primarily a task for the government", "1802 - (somewhat) more a task for the government", "1803 - (somewhat) more a task for the family", "1804 - primarily a task for the family".	

# b1110_e: Opinion: Financial support younger people with children below subsistence level (W2)			
Pre-question	There are widely varying views on how we should care for people in our society. Please indicate for each of the topics mentioned whether you think (your own opinion) it is mainly the task for society, the family or for both. Card 1207		
Literal question	Financial support for younger people with children who live below subsistence level		
Value	Label	Cases	Percentage
1	mainly a task for society	872	<div><div></div></div> 27.7%
2	more a task for society than for the family	1113	<div><div></div></div> 35.4%
3	a task equally for both society and the family	877	<div><div></div></div> 27.9%
4	more a task for the family than for society	216	<div><div></div></div> 6.9%
5	mainly a task for the family	65	<div><div></div></div> 2.1%
1801	primarily a task for the government	0	
1802	(somewhat) more a task for the government	0	
1803	(somewhat) more a task for the family	0	
1804	primarily a task for the family	0	
7	does not know	0	
8	refusal	0	
9	no response/not applicable	6	
Warning: these figures indicate the number of cases found in the data file. They cannot be interpreted as summary statistics of the population of interest.			
# b1111_a: Opinion: Grandparents look after grandchildren if parents are unable to do so (W2)			
Information	[Type= discrete] [Format=numeric] [Range= 1-2407] [Missing=*/7/8/9]		
Statistics [NW/ W]	[Valid=3143 /-] [Invalid=6 /-]		
Definition	Q 1208.a		
Pre-question	To what extent do you agree or disagree with each of the following statements? Card 1204: Agreement Scale.		
Literal question	Grandparents should look after their grandchildren if the parents of these grandchildren are unable to do so		
Value	Label	Cases	Percentage
1	strongly agree	292	<div><div></div></div> 9.3%
2	agree	1170	<div><div></div></div> 37.2%
3	neither agree nor disagree	839	<div><div></div></div> 26.7%
4	disagree	673	<div><div></div></div> 21.4%
5	strongly disagree	169	<div><div></div></div> 5.4%
7	does not know	0	
8	refusal	0	
9	no response/not applicable	6	
Warning: these figures indicate the number of cases found in the data file. They cannot be interpreted as summary statistics of the population of interest.			
# b1111_b: Opinion: Parents should provide financial help adult children when in difficulty (W2)			
Information	[Type= discrete] [Format=numeric] [Range= 1-2407] [Missing=*/7/8/9]		
Statistics [NW/ W]	[Valid=3143 /-] [Invalid=6 /-]		
Definition	Q 1208.b		
Pre-question	To what extent do you agree or disagree with each of the following statements? Card 1204: Agreement Scale.		
Literal question	Parents ought to provide financial help for their adult children when the children are having financial difficulties		
Value	Label	Cases	Percentage
1	strongly agree	273	<div><div></div></div> 8.7%
2	agree	1287	<div><div></div></div> 40.9%
3	neither agree nor disagree	1078	<div><div></div></div> 34.3%
4	disagree	404	<div><div></div></div> 12.9%



# b1111_b: Opinion: Parents should provide financial help adult children when in difficulty (W2)			
Value	Label	Cases	Percentage
5	strongly disagree	101	<div><div></div></div> 3.2%
7	does not know	0	
8	refusal	0	
9	no response/not applicable	6	
Warning: these figures indicate the number of cases found in the data file. They cannot be interpreted as summary statistics of the population of interest.			
# b1111_c: Opinion: If adult children in need, parents adjust own lives to help them (W2)			
Information	[Type= discrete] [Format=numeric] [Range= 1-2407] [Missing=*/7/8/9]		
Statistics [NW/ W]	[Valid=3143 /-] [Invalid=6 /-]		
Definition	Q 1208.c		
Pre-question	To what extent do you agree or disagree with each of the following statements? Card 1204: Agreement Scale.		
Literal question	If their adult children were in need, parents should adjust their own lives in order to help them		
Value	Label	Cases	Percentage
1	strongly agree	156	<div><div></div></div> 5.0%
2	agree	965	<div><div></div></div> 30.7%
3	neither agree nor disagree	1158	<div><div></div></div> 36.8%
4	disagree	714	<div><div></div></div> 22.7%
5	strongly disagree	150	<div><div></div></div> 4.8%
7	does not know	0	
8	refusal	0	
9	no response/not applicable	6	
Warning: these figures indicate the number of cases found in the data file. They cannot be interpreted as summary statistics of the population of interest.			
# b1112_a: Opinion: Children should take responsibility for care parents if parents in need (W2)			
Information	[Type= discrete] [Format=numeric] [Range= 1-2407] [Missing=*/7/8/9]		
Statistics [NW/ W]	[Valid=3143 /-] [Invalid=6 /-]		
Definition	Q 1209.a		
Pre-question	I am going to read out some statements about who should take care of an elderly parent. I would like you to say to what extent you agree or disagree with them, choosing your answer from the card. Card 1204: Agreement Scale.		
Literal question	Children should take responsibility for caring for their parents when parents are in need		
Value	Label	Cases	Percentage
1	strongly agree	529	<div><div></div></div> 16.8%
2	agree	1917	<div><div></div></div> 61.0%
3	neither agree nor disagree	554	<div><div></div></div> 17.6%
4	disagree	126	<div><div></div></div> 4.0%
5	strongly disagree	17	<div><div></div></div> 0.5%
7	does not know	0	
8	refusal	0	
9	no response/not applicable	6	
Warning: these figures indicate the number of cases found in the data file. They cannot be interpreted as summary statistics of the population of interest.			
# b1112_b: Opinion: Children should adjust working lives to the needs of their parents (W2)			
Information	[Type= discrete] [Format=numeric] [Range= 1-2407] [Missing=*/7/8/9]		
Statistics [NW/ W]	[Valid=3143 /-] [Invalid=6 /-]		
Definition	Q 1209.b		

# b1112_b: Opinion: Children should adjust working lives to the needs of their parents (W2)			
Pre-question	I am going to read out some statements about who should take care of an elderly parent. I would like you to say to what extent you agree or disagree with them, choosing your answer from the card. Card 1204: Agreement Scale.		
Literal question	Children should adjust their working lives to the needs of their parents		
Value	Label	Cases	Percentage
1	strongly agree	187	<div><div></div></div> 5.9%
2	agree	658	<div><div></div></div> 20.9%
3	neither agree nor disagree	1147	<div><div></div></div> 36.5%
4	disagree	959	<div><div></div></div> 30.5%
5	strongly disagree	192	<div><div></div></div> 6.1%
7	does not know	0	
8	refusal	0	
9	no response/not applicable	6	
Warning: these figures indicate the number of cases found in the data file. They cannot be interpreted as summary statistics of the population of interest.			
# b1112_c: Opinion: When parents in need, daughters should take more caring responsibility (W2)			
Information	[Type= discrete] [Format=numeric] [Range= 1-2407] [Missing=*/7/8/9]		
Statistics [NW/ W]	[Valid=3143 /-] [Invalid=6 /-]		
Definition	Q 1209.c		
Pre-question	I am going to read out some statements about who should take care of an elderly parent. I would like you to say to what extent you agree or disagree with them, choosing your answer from the card. Card 1204: Agreement Scale.		
Literal question	When parents are in need, daughters should take more caring responsibility than sons		
Value	Label	Cases	Percentage
1	strongly agree	190	<div><div></div></div> 6.0%
2	agree	653	<div><div></div></div> 20.8%
3	neither agree nor disagree	1013	<div><div></div></div> 32.2%
4	disagree	1017	<div><div></div></div> 32.4%
5	strongly disagree	270	<div><div></div></div> 8.6%
7	does not know	0	
8	refusal	0	
9	no response/not applicable	6	
Warning: these figures indicate the number of cases found in the data file. They cannot be interpreted as summary statistics of the population of interest.			
# b1112_d: Opinion: Children should provide financial help if parents financial difficulty (W2)			
Information	[Type= discrete] [Format=numeric] [Range= 1-2407] [Missing=*/7/8/9]		
Statistics [NW/ W]	[Valid=3143 /-] [Invalid=6 /-]		
Definition	Q 1209.d		
Pre-question	I am going to read out some statements about who should take care of an elderly parent. I would like you to say to what extent you agree or disagree with them, choosing your answer from the card. Card 1204: Agreement Scale.		
Literal question	Children ought to provide financial help for their parents when their parents are having financial difficulties		
Value	Label	Cases	Percentage
1	strongly agree	359	<div><div></div></div> 11.4%
2	agree	1658	<div><div></div></div> 52.8%
3	neither agree nor disagree	867	<div><div></div></div> 27.6%
4	disagree	228	<div><div></div></div> 7.3%
5	strongly disagree	31	<div><div></div></div> 1.0%
7	does not know	0	






### # b1112\_d: Opinion: Children should provide financial help if parents financial difficulty (W2)

Value	Label	Cases	Percentage
8	refusal	0	
9	no response/not applicable	6	











Warning: these figures indicate the number of cases found in the data file. They cannot be interpreted as summary statistics of the population of interest.

### # b1112\_e: Opinion: Children should live with parents when no longer look after themselves (W2)






<b>Information</b>	[Type= discrete] [Format=numeric] [Range= 1-2407] [Missing=*/7/8/9]
<b>Statistics [NW/ W]</b>	[Valid=3143 /-] [Invalid=6 /-]
<b>Definition</b>	Q 1209.e
<b>Pre-question</b>	I am going to read out some statements about who should take care of an elderly parent. I would like you to say to what extent you agree or disagree with them, choosing your answer from the card. Card 1204: Agreement Scale.
<b>Literal question</b>	Children should have their parents to live with them when parents can no longer look after themselves

Value	Label	Cases	Percentage
1	strongly agree	342	 10.9%
2	agree	1149	 36.6%
3	neither agree nor disagree	1256	 40.0%
4	disagree	345	 11.0%
5	strongly disagree	51	 1.6%
7	does not know	0	
8	refusal	0	
9	no response/not applicable	6	

Warning: these figures indicate the number of cases found in the data file. They cannot be interpreted as summary statistics of the population of interest.

# b1113_a: Opinion: In a couple it is better for the man to be older than the woman (W2)			
Information	[Type= discrete] [Format=numeric] [Range= 1-2407] [Missing=*/7/8/9]		
Statistics [NW/ W]	[Valid=3141 /-] [Invalid=8 /-]		
Definition	Q 1210.a		
Pre-question	To what extent do you agree with the following statements? Card 1204: Agreement Scale.		
Literal question	In a couple it is better for the man to be older than the woman		
Value	Label	Cases	Percentage
1	strongly agree	384	 12.2%
2	agree	1070	 34.1%
3	neither agree nor disagree	1006	 32.0%
4	disagree	604	 19.2%
5	strongly disagree	77	 2.5%
7	does not know	0	
8	refusal	0	
9	no response/not applicable	8	
Warning: these figures indicate the number of cases found in the data file. They cannot be interpreted as summary statistics of the population of interest.			
# b1113_b: Opinion: If woman earns more than partner, not good for relationship (W2)			
Information	[Type= discrete] [Format=numeric] [Range= 1-2407] [Missing=*/7/8/9]		
Statistics [NW/ W]	[Valid=3141 /-] [Invalid=8 /-]		
Definition	Q 1210.b  AUS: only seven country-specific categories with a scale from "2401-strongly agree" to "2407-strongly disagree".		
Pre-question	To what extent do you agree with the following statements? Card 1204: Agreement Scale.		
Literal question	If a woman earns more than her partner, it is not good for the relationship		
Value	Label	Cases	Percentage
1	strongly agree	233	 7.4%
2	agree	680	 21.6%
3	neither agree nor disagree	988	 31.5%
4	disagree	1063	 33.8%
5	strongly disagree	177	 5.6%
2401	strongly agree	0	
2407	strongly disagree	0	
7	does not know	0	
8	refusal	0	
9	no response/not applicable	8	
Warning: these figures indicate the number of cases found in the data file. They cannot be interpreted as summary statistics of the population of interest.			
# b1113_c: Opinion: On the whole, men make better political leaders than women (W2)			
Information	[Type= discrete] [Format=numeric] [Range= 1-2407] [Missing=*/7/8/9]		
Statistics [NW/ W]	[Valid=3141 /-] [Invalid=8 /-]		
Definition	Q 1210.c  AUS: only seven country-specific categories with a scale from "2401-strongly agree" to "2407-strongly disagree".		
Pre-question	To what extent do you agree with the following statements? Card 1204: Agreement Scale.		
Literal question	On the whole, men make better political leaders than women do		






### # b1113\_c: Opinion: On the whole, men make better political leaders than women (W2)

Value	Label	Cases	Percentage
1	strongly agree	229	 7.3%
2	agree	733	 23.3%
3	neither agree nor disagree	960	 30.6%
4	disagree	944	 30.1%
5	strongly disagree	275	 8.8%
2401	strongly agree	0	
2407	strongly disagree	0	
7	does not know	0	
8	refusal	0	
9	no response/not applicable	8	

Warning: these figures indicate the number of cases found in the data file. They cannot be interpreted as summary statistics of the population of interest.

### # b1113\_d: Opinion: Women should be able decide how to spend money without asking partner (W2)






<b>Information</b>	[Type= discrete] [Format=numeric] [Range= 1-2407] [Missing=*/7/8/9]
<b>Statistics [NW/ W]</b>	[Valid=3141 /-] [Invalid=8 /-]
<b>Definition</b>	Q 1210.d
<b>Pre-question</b>	To what extent do you agree with the following statements? Card 1204: Agreement Scale.
<b>Literal question</b>	Women should be able to decide how to spend the money they earn without having to ask their partner's permission

Value	Label	Cases	Percentage
1	strongly agree	628	 20.0%
2	agree	1268	 40.4%
3	neither agree nor disagree	821	 26.1%
4	disagree	355	 11.3%
5	strongly disagree	69	 2.2%
7	does not know	0	
8	refusal	0	
9	no response/not applicable	8	

Warning: these figures indicate the number of cases found in the data file. They cannot be interpreted as summary statistics of the population of interest.

### # b1113\_e: Opinion: Looking after the home/family is just as fulfilling as working for pay (W2)

<b>Information</b>	[Type= discrete] [Format=numeric] [Range= 1-2407] [Missing=*/7/8/9]
<b>Statistics [NW/ W]</b>	[Valid=3141 /-] [Invalid=8 /-]
<b>Definition</b>	Q 1210.e
<b>Pre-question</b>	To what extent do you agree with the following statements? Card 1204: Agreement Scale.
<b>Literal question</b>	Looking after the home or family is just as fulfilling as working for pay

Value	Label	Cases	Percentage
1	strongly agree	329	 10.5%
2	agree	966	 30.8%
3	neither agree nor disagree	1100	 35.0%
4	disagree	654	 20.8%
5	strongly disagree	92	 2.9%
7	does not know	0	
8	refusal	0	
9	no response/not applicable	8	

Warning: these figures indicate the number of cases found in the data file. They cannot be interpreted as summary statistics of the population of interest.

# b1113_g: Opinion: Children often suffer because fathers concentrate too much on work (W2)			
Information	[Type= discrete] [Format=numeric] [Range= 1-2407] [Missing=*/7/8/9]		
Statistics [NW/ W]	[Valid=3141 /-] [Invalid=8 /-]		
Definition	Q 1210.g  AUS: only seven country-specific categories with a scale from "2401-strongly agree" to "2407-strongly disagree".		
Pre-question	To what extent do you agree with the following statements? Card 1204: Agreement Scale.		
Literal question	Children often suffer because their fathers concentrate too much on their work		
Value	Label	Cases	Percentage
1	strongly agree	468	<div><div></div></div> 14.9%
2	agree	1633	<div><div></div></div> 52.0%
3	neither agree nor disagree	730	<div><div></div></div> 23.2%
4	disagree	295	<div><div></div></div> 9.4%
5	strongly disagree	15	<div><div></div></div> 0.5%
2401	strongly agree	0	
2407	strongly disagree	0	
7	does not know	0	
8	refusal	0	
9	no response/not applicable	8	
Warning: these figures indicate the number of cases found in the data file. They cannot be interpreted as summary statistics of the population of interest.			
# b1113_h: Opinion: If parents divorce it's better for child stay with mother than father (W2)			
Information	[Type= discrete] [Format=numeric] [Range= 1-2407] [Missing=*/7/8/9]		
Statistics [NW/ W]	[Valid=3141 /-] [Invalid=8 /-]		
Definition	Q 1210.h  AUS: only seven country-specific categories with a scale from "2401-strongly agree" to "2407-strongly disagree".		
Pre-question	To what extent do you agree with the following statements? Card 1204: Agreement Scale.		
Literal question	If parents divorce it is better for the child to stay with the mother than with the father		
Value	Label	Cases	Percentage
1	strongly agree	395	<div><div></div></div> 12.6%
2	agree	1105	<div><div></div></div> 35.2%
3	neither agree nor disagree	1175	<div><div></div></div> 37.4%
4	disagree	419	<div><div></div></div> 13.3%
5	strongly disagree	47	<div><div></div></div> 1.5%
2401	strongly agree	0	
2407	strongly disagree	0	
7	does not know	0	
8	refusal	0	
9	no response/not applicable	8	
Warning: these figures indicate the number of cases found in the data file. They cannot be interpreted as summary statistics of the population of interest.			
# b1114_a: Opinion: When jobs scarce, men more right to job than women (W2)			
Information	[Type= discrete] [Format=numeric] [Range= 1-2407] [Missing=*/7/8/9]		
Statistics [NW/ W]	[Valid=3141 /-] [Invalid=8 /-]		
Definition	Q 1211.a		
Pre-question	To what extent do you agree or disagree with the following statements? Card 1204: Agreement Scale.		

# b1114_a: Opinion: When jobs scarce, men more right to job than women (W2)			
<b>Literal question</b>		When jobs are scarce, men should have more right to a job than women	
Value	Label	Cases	Percentage
1	strongly agree	268	<div><div></div></div> 8.5%
2	agree	705	<div><div></div></div> 22.4%
3	neither agree nor disagree	652	<div><div></div></div> 20.8%
4	disagree	1128	<div><div></div></div> 35.9%
5	strongly disagree	388	<div><div></div></div> 12.4%
7	does not know	0	
8	refusal	0	
9	no response/not applicable	8	
<i>Warning: these figures indicate the number of cases found in the data file. They cannot be interpreted as summary statistics of the population of interest.</i>			
# b1114_b: Opinion: When jobs scarce, younger people more right to job than older people (W2)			
<b>Information</b>		[Type= discrete] [Format=numeric] [Range= 1-2407] [Missing=*/7/8/9]	
<b>Statistics [NW/ W]</b>		[Valid=3141 /-] [Invalid=8 /-]	
<b>Definition</b>		Q 1211.b	
<b>Pre-question</b>		To what extent do you agree or disagree with the following statements? Card 1204: Agreement Scale.	
<b>Literal question</b>		When jobs are scarce, younger people should have more right to a job than older people	
Value	Label	Cases	Percentage
1	strongly agree	226	<div><div></div></div> 7.2%
2	agree	721	<div><div></div></div> 23.0%
3	neither agree nor disagree	828	<div><div></div></div> 26.4%
4	disagree	1076	<div><div></div></div> 34.3%
5	strongly disagree	290	<div><div></div></div> 9.2%
7	does not know	0	
8	refusal	0	
9	no response/not applicable	8	
<i>Warning: these figures indicate the number of cases found in the data file. They cannot be interpreted as summary statistics of the population of interest.</i>			
# b1114_c: Opinion: When jobs scarce, people with children more right to job than childless (W2)			
<b>Information</b>		[Type= discrete] [Format=numeric] [Range= 1-2407] [Missing=*/7/8/9]	
<b>Statistics [NW/ W]</b>		[Valid=3141 /-] [Invalid=8 /-]	
<b>Definition</b>		Q 1211.c	
<b>Pre-question</b>		To what extent do you agree or disagree with the following statements? Card 1204: Agreement Scale.	
<b>Literal question</b>		When jobs are scarce, people with children should have more right to a job than childless people	
Value	Label	Cases	Percentage
1	strongly agree	365	<div><div></div></div> 11.6%
2	agree	867	<div><div></div></div> 27.6%
3	neither agree nor disagree	879	<div><div></div></div> 28.0%
4	disagree	839	<div><div></div></div> 26.7%
5	strongly disagree	191	<div><div></div></div> 6.1%
7	does not know	0	
8	refusal	0	
9	no response/not applicable	8	
<i>Warning: these figures indicate the number of cases found in the data file. They cannot be interpreted as summary statistics of the population of interest.</i>			

# bn1401u_1: Duration of interruption (minutes)			
Information	[Type= continuous] [Format=numeric] [Range= 0-18030] [Missing=*/9997/9998/9999]		
Statistics [NW/ W]	[Valid=2977 /-] [Invalid=172 /-] [Mean=51.924 /-] [StdDev=669.412 /-]		
Definition	Q 1401		
Literal question	Duration of interruption: first time (in minutes)		
Value	Label	Cases	Percentage
9997	does not know		
9998	refusal		
9999	no response/not applicable		
Warning: these figures indicate the number of cases found in the data file. They cannot be interpreted as summary statistics of the population of interest.			
# bn1401u_2: Duration of interruption (minutes)			
Information	[Type= discrete] [Format=numeric] [Range= 0-2880] [Missing=*/9997/9998/9999]		
Statistics [NW/ W]	[Valid=2977 /-] [Invalid=172 /-]		
Definition	Q 1401		
Literal question	Duration of interruption: second time (in minutes)		
Value	Label	Cases	Percentage
0		2952	99.2%
2		4	0.1%
3		1	0.0%
5		5	0.2%
8		1	0.0%
10		3	0.1%
12		1	0.0%
15		3	0.1%
20		2	0.1%
30		1	0.0%
300		1	0.0%
1440		2	0.1%
2880		1	0.0%
9997	does not know	0	
9998	refusal	0	
9999	no response/not applicable	0	
Sysmiss		172	
Warning: these figures indicate the number of cases found in the data file. They cannot be interpreted as summary statistics of the population of interest.			
# bn1401u_3: Duration of interruption (minutes)			
Information	[Type= discrete] [Format=numeric] [Range= 0-15] [Missing=*/9997/9998/9999]		
Statistics [NW/ W]	[Valid=2977 /-] [Invalid=172 /-]		
Definition	Q 1401		
Literal question	Duration of interruption: third time (in minutes)		
Value	Label	Cases	Percentage
0		2971	99.8%
1		1	0.0%
5		4	0.1%
15		1	0.0%



# bn1401u_3: Duration of interruption (minutes)			
Value	Label	Cases	Percentage
9997	does not know	0	
9998	refusal	0	
9999	no response/not applicable	0	
Sysmiss		172	
Warning: these figures indicate the number of cases found in the data file. They cannot be interpreted as summary statistics of the population of interest.			
# bn1401u_4: Duration of interruption (minutes)			
Information	[Type= discrete] [Format=numeric] [Range= 0-2] [Missing=*/9997/9998/9999]		
Statistics [NW/ W]	[Valid=2977 /-] [Invalid=172 /-]		
Definition	Q 1401		
Literal question	Duration of interruption: fourth time (in minutes)		
Value	Label	Cases	Percentage
0		2976	100.0%
2		1	0.0%
9997	does not know	0	
9998	refusal	0	
9999	no response/not applicable	0	
Sysmiss		172	
Warning: these figures indicate the number of cases found in the data file. They cannot be interpreted as summary statistics of the population of interest.			
# bn1401u_5: Duration of interruption (minutes)			
Information	[Type= discrete] [Format=numeric] [Range= 0-0] [Missing=*/9997/9998/9999]		
Statistics [NW/ W]	[Valid=2977 /-] [Invalid=172 /-]		
Definition	Q 1401		
Literal question	Duration of interruption: fifth time (in minutes)		
Value	Label	Cases	Percentage
0		2977	100.0%
9997	does not know	0	
9998	refusal	0	
9999	no response/not applicable	0	
Sysmiss		172	
Warning: these figures indicate the number of cases found in the data file. They cannot be interpreted as summary statistics of the population of interest.			
# bn1402a: Other people present at the interview (W2)			
Information	[Type= discrete] [Format=numeric] [Range= 1-2] [Missing=*/7/8/9]		
Statistics [NW/ W]	[Valid=2977 /-] [Invalid=172 /-]		
Definition	Q 1402.a		
Literal question	Were any other people present during any part of this interview?		
Value	Label	Cases	Percentage
1	yes	238	8.0%
2	no	2739	92.0%
7	does not know	0	
8	refusal	0	
9	no response/not applicable	0	
Sysmiss		172	

# bn1402a: Other people present at the interview (W2)			
Warning: these figures indicate the number of cases found in the data file. They cannot be interpreted as summary statistics of the population of interest.			
# bn1402b: Other people influencing respondent (W2)			
Information	[Type= discrete] [Format=numeric] [Range= 1-4] [Missing=*/7/8/9]		
Statistics [NW/ W]	[Valid=238 /-] [Invalid=2911 /-]		
Definition	Q 1402.b		
Universe	If code 1 on 1402.a		
Literal question	Did any of these people seem to influence any of the answers given by the respondent?		
Value	Label	Cases	Percentage
1	a great deal	1	0.4%
2	a fair amount	2	0.8%
3	a little	44	18.5%
4	not at all	191	80.3%
7	does not know	0	
8	refusal	0	
9	no response/not applicable	0	
Sysmiss		2911	
Warning: these figures indicate the number of cases found in the data file. They cannot be interpreted as summary statistics of the population of interest.			
# bn1402c: Manner in which others influenced respondent (W2)			
Information	[Type= discrete] [Format=numeric] [Range= 1-4] [Missing=*/7/8/9]		
Statistics [NW/ W]	[Valid=47 /-] [Invalid=3102 /-]		
Definition	Q 1402.c		
Universe	If code 1 on 1402.a		
Literal question	In what way was the respondent influenced?		
Value	Label	Cases	Percentage
1	the person answered the question instead of R	7	14.9%
2	R was reluctant to answer	13	27.7%
3	children were asking attention of R	6	12.8%
4	other specify	21	44.7%
7	does not know	0	
8	refusal	0	
9	no response/not applicable	0	
Sysmiss		3102	
Warning: these figures indicate the number of cases found in the data file. They cannot be interpreted as summary statistics of the population of interest.			
# bn1403: R's willingness to answer (W2)			
Information	[Type= discrete] [Format=numeric] [Range= 1-10] [Missing=*/97/98/99]		
Statistics [NW/ W]	[Valid=2976 /-] [Invalid=173 /-]		
Definition	Q 1403		
Literal question	All in all, how willing was the respondent to answer the questions?		
Value	Label	Cases	Percentage
1	not willing at all	7	0.2%
2		3	0.1%
3		28	0.9%
4		44	1.5%

# bn1403: R's willingness to answer (W2)			
Value	Label	Cases	Percentage
5		87	2.9%
6		84	2.8%
7		215	7.2%
8		323	10.9%
9		452	15.2%
10	very willing	1733	58.2%
97	does not know	0	
98	refusal	0	
99	no response/not applicable	0	
Sysmiss		173	
Warning: these figures indicate the number of cases found in the data file. They cannot be interpreted as summary statistics of the population of interest.			
# bn1404: Reliability of R's information (W2)			
Information	[Type= discrete] [Format=numeric] [Range= 1-99] [Missing=*/97/98/99]		
Statistics [NW/ W]	[Valid=2976 /-] [Invalid=173 /-]		
Definition	Q 1404		
Literal question	How would you judge the information the respondent gave?		
Value	Label	Cases	Percentage
1	not reliable at all	1	0.0%
2		1	0.0%
3		15	0.5%
4		19	0.6%
5		66	2.2%
6		91	3.1%
7		216	7.3%
8		404	13.6%
9		581	19.5%
10	very reliable	1582	53.2%
97	does not know	0	
98	refusal	0	
99	no response/not applicable	0	
Sysmiss		173	
Warning: these figures indicate the number of cases found in the data file. They cannot be interpreted as summary statistics of the population of interest.			
# bn1405: R same person than in Wave 1			
Information	[Type= discrete] [Format=numeric] [Range= 1-99] [Missing=*]		
Statistics [NW/ W]	[Valid=2918 /-] [Invalid=231 /-]		
Definition	Q 1405		
Literal question	Would you say that the respondent answering to you was also interviewed in the previous wave 3 years ago?		
Value	Label	Cases	Percentage
1	I am convinced that she/he was	2151	73.7%
2	It is very likely that she/he was	566	19.4%
3	I am not certain	164	5.6%
4	It is very likely that she/he was not	30	1.0%
5	I am convinced that she/he was not	7	0.2%

# bn1405: R same person than in Wave 1			
Value	Label	Cases	Percentage
97	does not know	0	
98	refusal	0	
99	no response/not applicable	0	
Sysmiss		231	
Warning: these figures indicate the number of cases found in the data file. They cannot be interpreted as summary statistics of the population of interest.			